

PARTS MANUAL

48775336 -- XXXXXXXX

00. MAINTENANCE / FILTERS SET



FIGURE	REFERENCE	DENOMINATION	AMOUNT
001	KM.48400RE00	MAINTENANCE SET 1000H B200H E6	1
001.1	VM41150066A	FILTER	4
001.2	VM46510666F	BELT	1
001.3	48.02332.00	AIR FILTER (FILTER)	4
001.4	48.02337.00	FILTER ELEMENT	2
001.5	48.11130.00	PRESSURE SENSOR IP65 65mbar	1
001.6	VM45312014F	FUEL FILTER CARTRIDGE	4
001.7	58.01810.00	HIDRAULIC CATRIDGE INTANK	1
001.8	48.10611.00	OIL FILTER CARTRIDGE	2
001.9	VM45302001F	VM ADBLUE FILTER	1
002A	KM.48000RE10	MAINTENANCE SET 1000H B200H E6	1
002B	KM.48400RE00	MAINTENANCE SET 1000H B200H E6	1

48775336 -- XXXXXXXX

02. ENGINE (01)

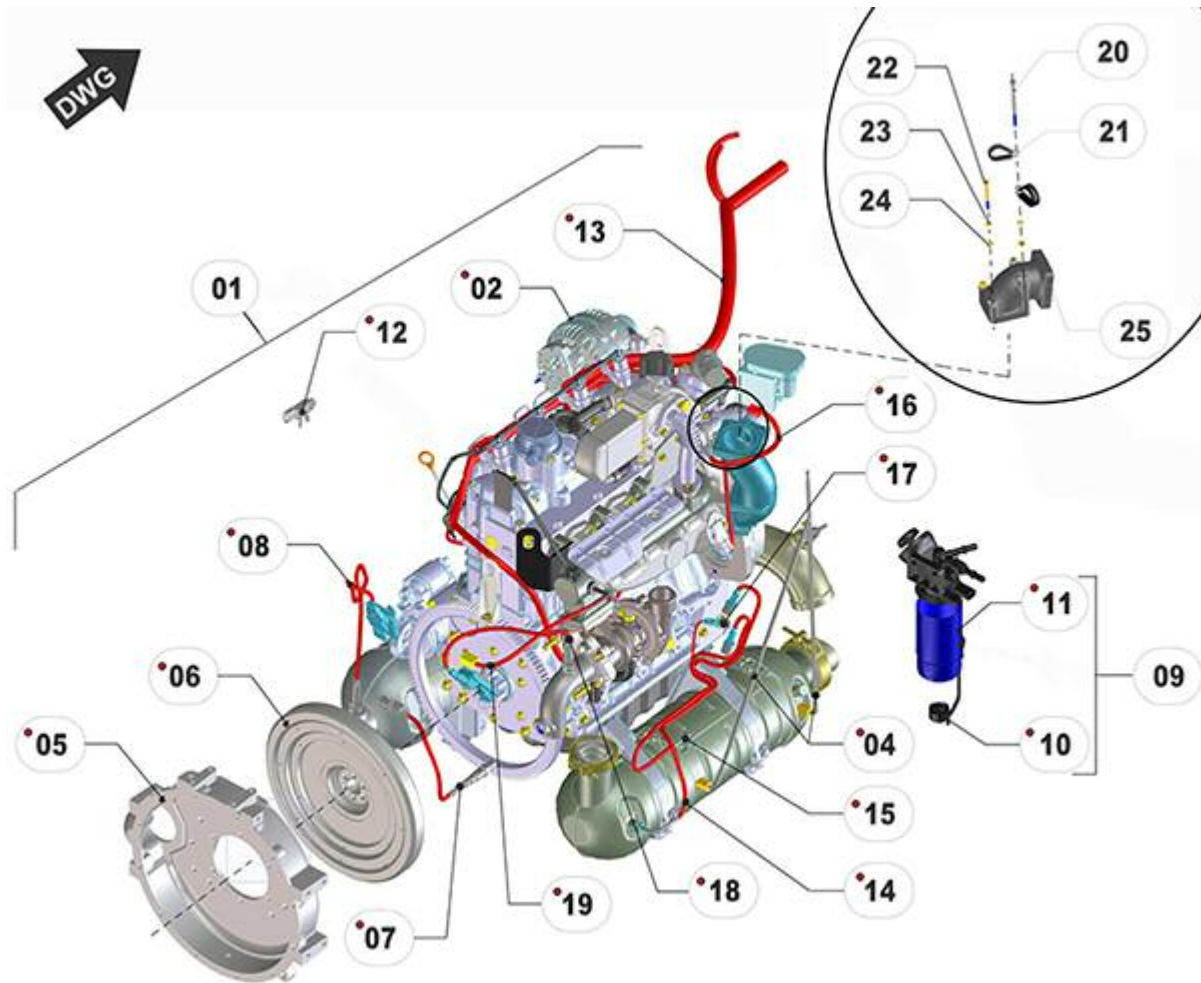


FIGURE	REFERENCE	DENOMINATION	AMOUNT
001	48.02150.00	DIESEL ENGINE KIT VM R754 EURO 6	1
002	VM38522326F	ALTERNATOR	1
003	48.02208.00	FLEXIBLE EXHAUST PIPE VM	1
004	VM31282003F	PIPE FOR DIFERENTIAL PRESSURE SENSOR	2
005	VM20122144G	EMBAYAGE BELL	1
006	VM10592113F	MOTOR STEERING WHEEL	1
007	VM45962123F	HEATED LAMBDA SENSOR	1
008	VM45962133F	SENSOR NOx	1
009	48.02420.00	FUEL FILTER	1
010	VM45962100F	WIF SENSOR	1
011	VM45312014F	FUEL FILTER CARTRIDGE	1
012	VM45962080F	DIFFERENTIAL PRESSURE SENSOR	1
013	48.11202.00	ELECTRICAL SECTION I / E MOTOR MOTOR VM EU6	1
014	VM45962094G	EXHAUST GAS TEMPERATURE SENSOR	1
015	VM45962094G	EXHAUST GAS TEMPERATURE SENSOR	1
017	VM45962094G	EXHAUST GAS TEMPERATURE SENSOR	1

018	VM45962133F	SENSOR NOx	1
020	604.06100.87	SCREW DIN931 M6X100	2
021	830.02506.00	CLAMP LOOP	2
022	604.06060.87	SCREW DIN 931 M6X60	2
023	104.06000.00	WASHER DIN7980 D6	4
024	101.06000.67	WASHER DIN125 D6	4
025	48.02312.00	INTAKE MANIFOLD ELBOW VM754	1

48775336 -- XXXXXXXX

02. ENGINE (02)

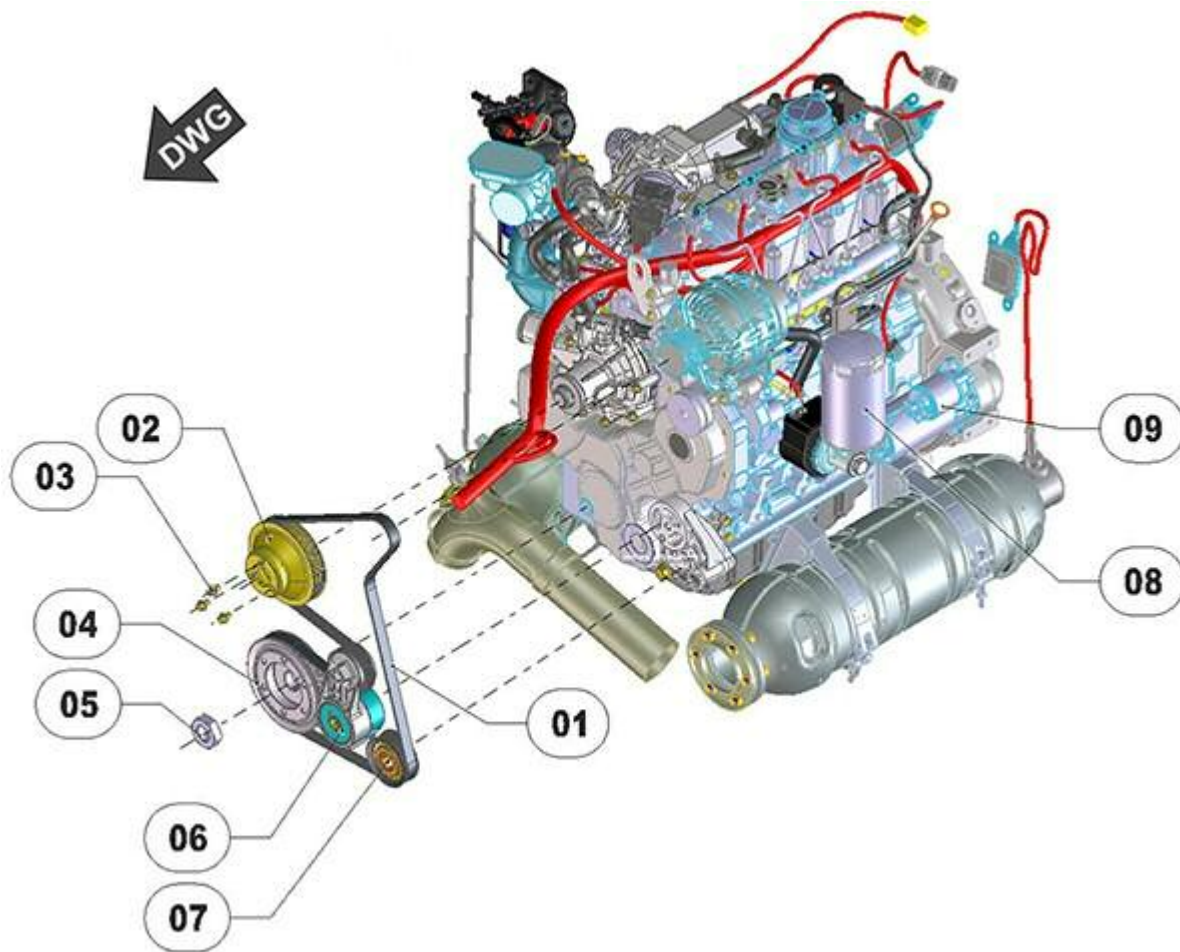


FIGURE	REFERENCE	DENOMINATION	AMOUNT
001	VM46510666F	BELT	1
002	VM20602214F	WATER PUMP PULLEY	1
003	VM41901303F	SCREW	3
004	VM20602230F	CRANKSHAFT PULLEY	1
005	VM21792042F	NUT FIXING	1
006	VM15612005G	TENSIONER	1
007	VM40602004G	PULLEY	1
008	VM41150066A	FILTER	1
009	VM35532064F	ENGINE START	1

48775336 -- XXXXXXXX

02. ENGINE / EXHAUST (01)

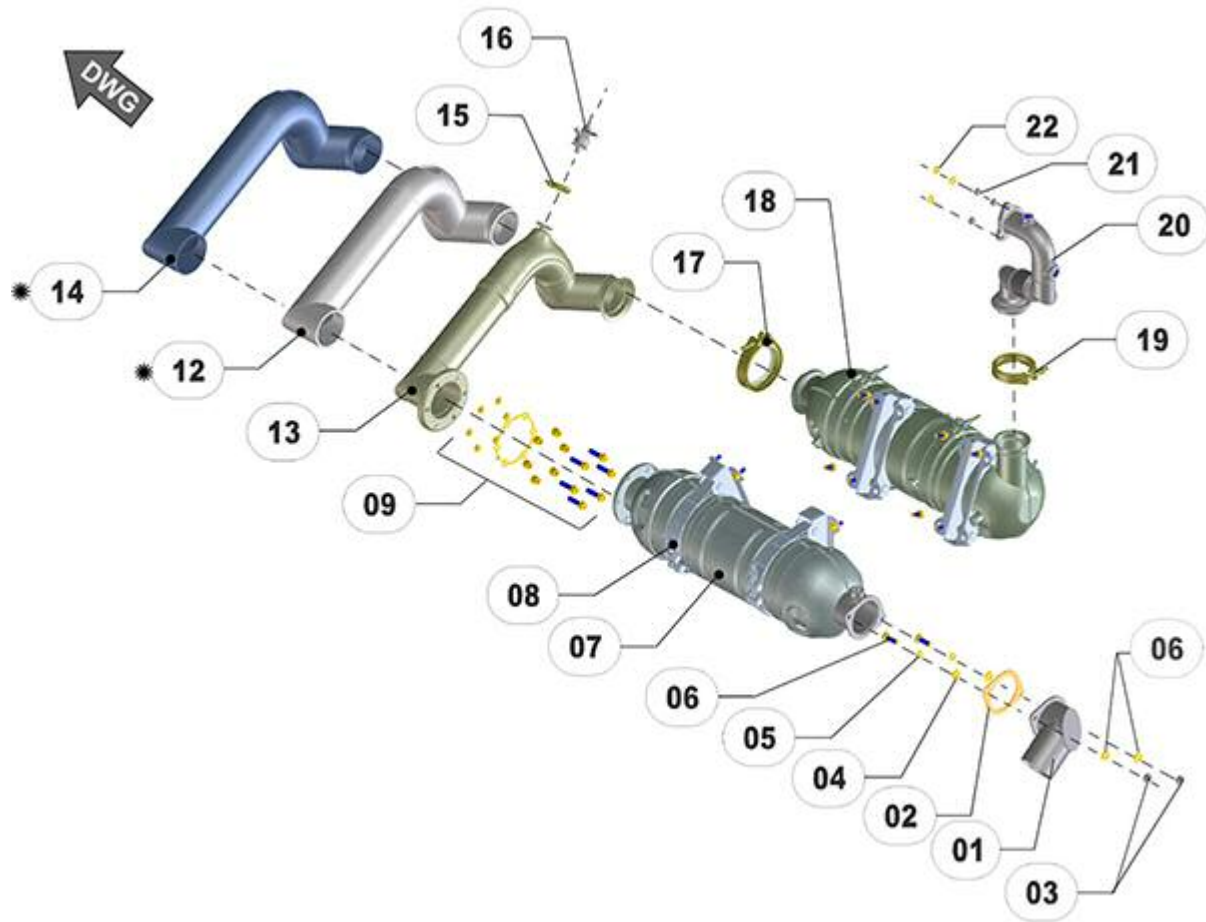


FIGURE	REFERENCE	DENOMINATION	AMOUNT
001	48.02216.01	EXHAUST PIPE	1
002	48.02226.00	EXHAUST PIPE JOINT	1
003	701.10000.67	NUT DIN934 M10x1,5	2
004	101.10000.67	D10 WASHER DIN125	2
005	104.10000.00	WASHER DIN7980 D10	2
006	603.10030.87	SCREW DIN 933 M10x30	2
007	48.02220.00	EXHAUST PIPE SCR VM	1
008	48.02222.00	FLANGE	4
009	48.02228.00	EXHAUST JOINT KIT	1
012	490.01050.00	PROTECTION TUBE	1
013	48.02209.00	PIPE INJECTOR + MIXER	1
014	490.02075.00	PROTECTION TUBE	1
015	48.02224.00	FLANGE	1
016	48.02227.00	AD BLUE INJECTOR	1
017	48.02225.00	FLANGE	1
018	48.02221.00	DPF EXHAUST PIPE	1
019	48.02223.00	FLANGE	1

020	48.02208.00	FLEXIBLE EXHAUST PIPE VM	1
021	725.08000.30	NUT DIN934 M8x1,25x12	3
022	104.10000.00	WASHER DIN7980 D10	3

48775336 -- XXXXXXXX

02. ENGINE / EXHAUST (02)

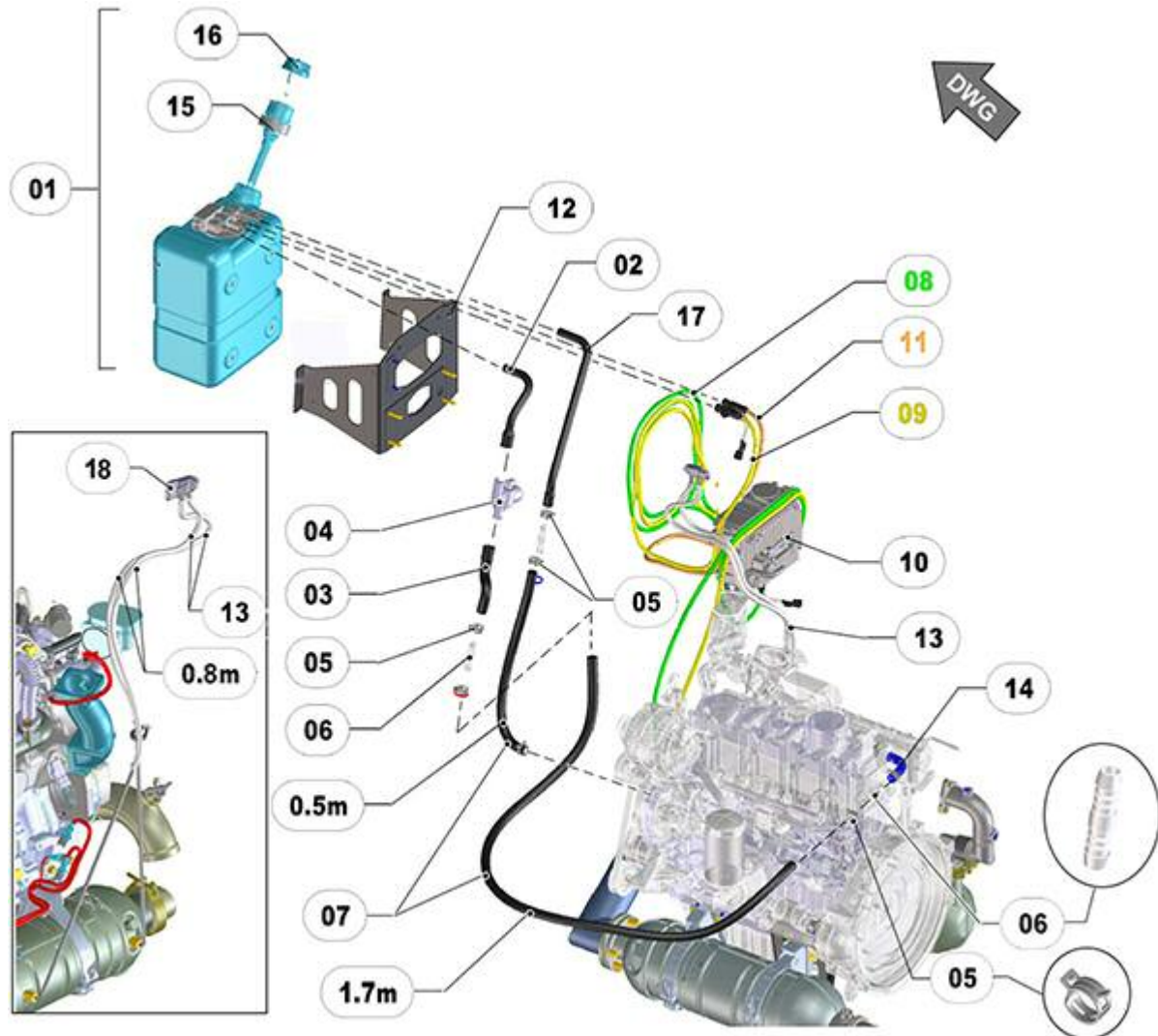


FIGURE	REFERENCE	DENOMINATION	AMOUNT
001	VM31602006F	DEPOSIT ADBLUE	1
002	48.02241.00	RUBBER TUBE B/P PDM D11/20 e4	1
003	48.02242.00	RUBBER TUBE B/P PDM	1
004	VM39002023F	AD-BLUE WATER VALVE D20	1
005	962.29023.00	CLAMP D16 DIN 3021	6
006	32.08243.00	FITTING M/M RECTUM 16X12X76	2
007	464.03022.00	MAT. TUBE B/P 16X22	2
008	VMB1301313B	TUBE UNIT - INYECTOR ADBLUE	1
009	VMB1301253C	HOSE NOZZLE-TANK ADBLUE	1
010	VM33002180F	SET UNIT AD-BLUE	1
011	VMB1301280B	TUBE TANK - SWITCHBOARD ADBLUE	1
012	48.02231.01	FIXING SUPPORT TANK ADBLUE	1
013	485.06012.00	SILICONE TUBE D6XD12	2
014	48.02533.01	TUBE D22XD16	1

015	VM02V003500	ADBLUE FILTER	1
016	VM63P007200	FILLER CAP	1
017	48.02240.01	RUBBER TUBE B / P PDM D11 / 16 E4	1
018	48.02239.01	PROTECTOR (CONTROL UNIT ADBLUE)	1
019	101.06000.67	WASHER DIN125 D6	2
020	104.06000.00	WASHER DIN7980 D6	2
021	603.06010.87	SCREW DIN933 M6x10	2
022	472.00411.00	RUBBER PROFILE MAT.	1

48775336 -- XXXXXXXX

02. ENGINE / EXHAUST (03)

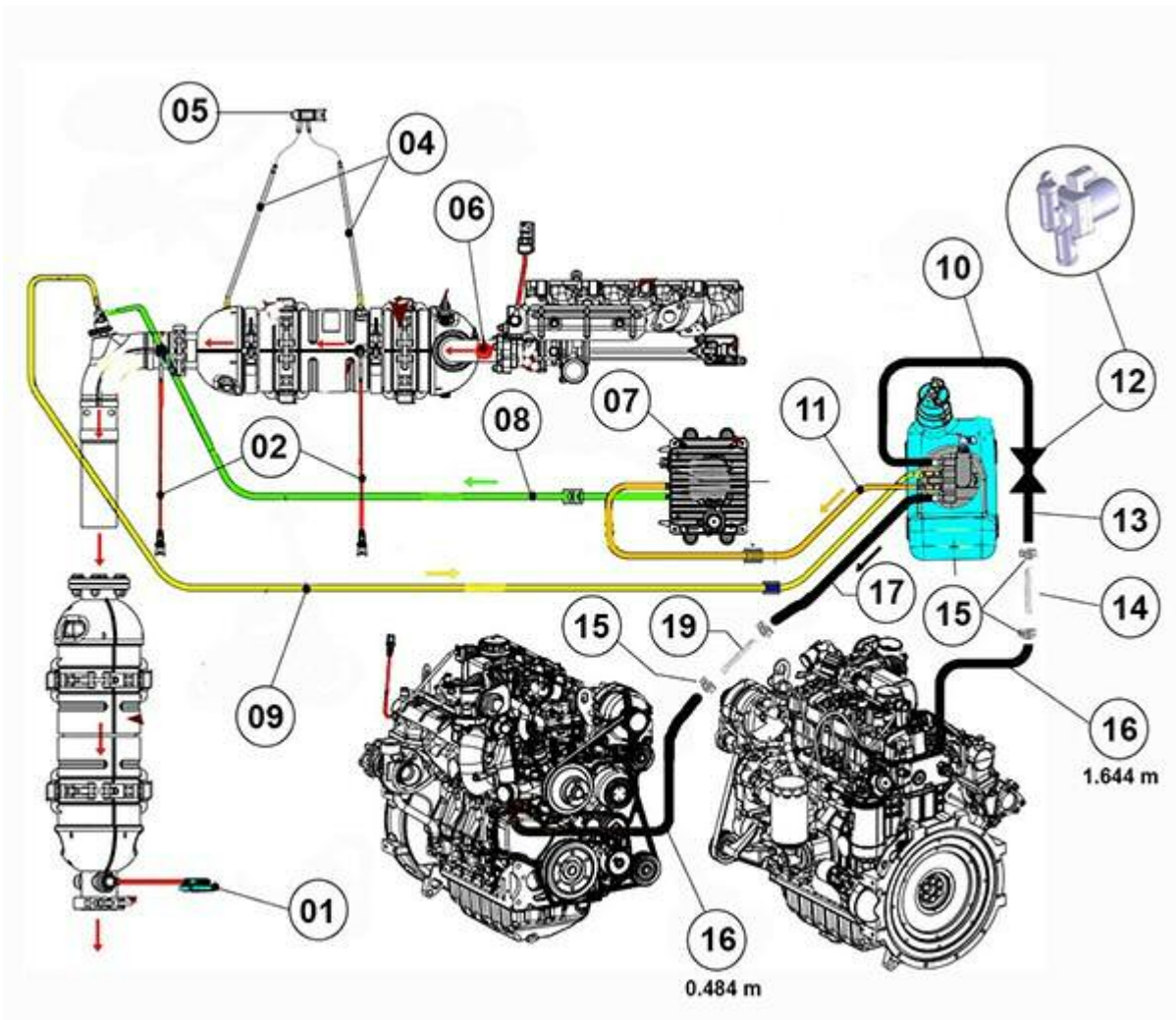


FIGURE	REFERENCE	DENOMINATION	AMOUNT
001	VM45962133F	SENSOR NOx	1
002	VM45962094G	EXHAUST GAS TEMPERATURE SENSOR	2
004	VM31282003F	PIPE FOR DIFERENTIAL PRESSURE SENSOR	2
005	VM45962080F	DIFERENTIAL PRESSURE SENSOR	1
006	VM45962133F	SENSOR NOx	1
007	VM33002180F	SET UNIT AD-BLUE	1
008	VMB1301313B	TUBE UNIT - INYECTOR ADBLUE	1
009	VMB1301253C	HOSE NOZZLE-TANK ADBLUE	1
010	48.02241.00	RUBBER TUBE B/P PDM D11/20 e4	1
011	VMB1301280B	TUBE TANK - SWITCHBOARD ADBLUE	1
012	VM39002023F	AD-BLUE WATER VALVE D20	1
013	48.02242.00	RUBBER TUBE B/P PDM	1
014	32.08243.00	FITTING M/M RECTUM 16X12X76	2
015	962.29023.00	CLAMP D16 DIN 3021	6
016	464.03022.00	MAT. TUBE B/P 16X22	2



017 48.02240.01 RUBBER TUBE B / P PDM D11 / 16 E4

1

48775336 -- XXXXXXXX

02. ENGINE / EXHAUST (04)

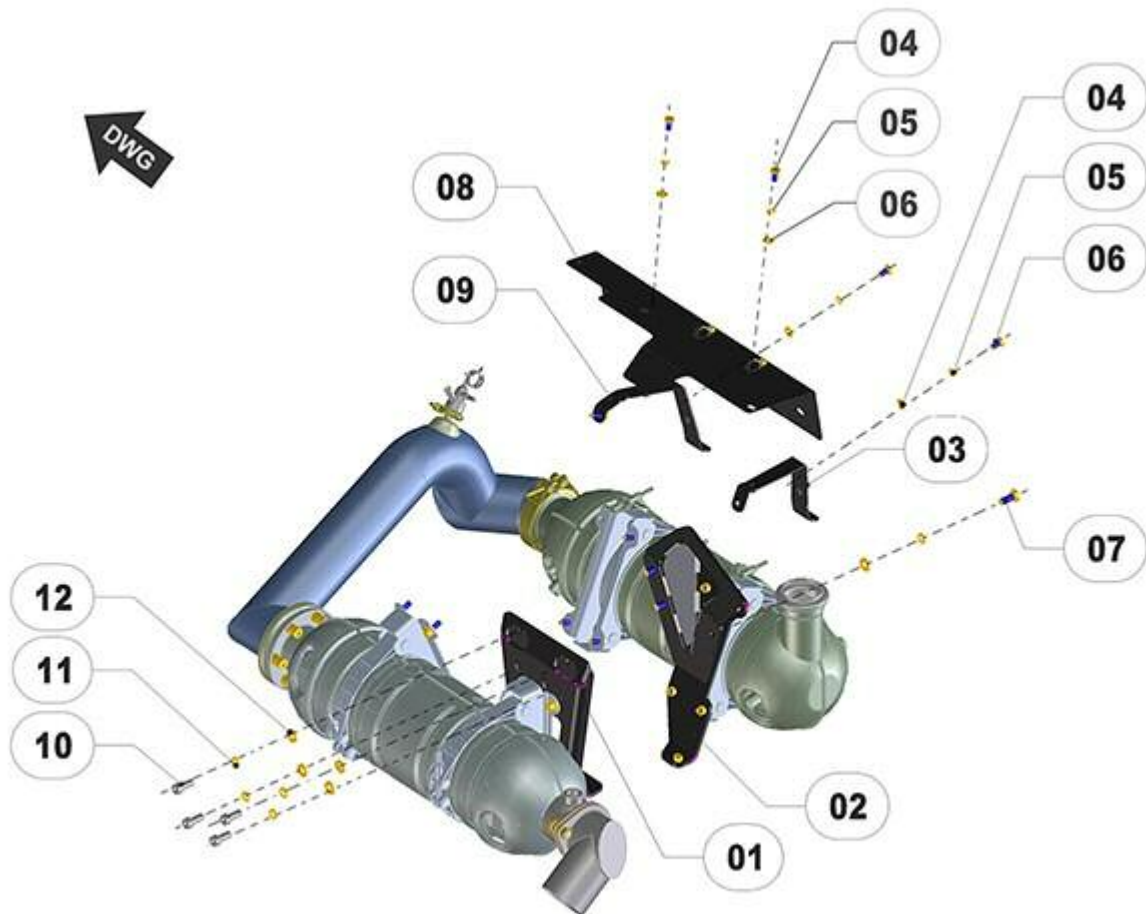


FIGURE	REFERENCE	DENOMINATION	AMOUNT
001	48.02215.00	SUP. PAS. FOR. SCR	1
002	48.02206.00	FIXATION SUPPORT DPF VM	1
003	48.02233.00	FIXING SUPPORT DPF PROTECTOR	1
004	101.08000.67	WASHER DIN125 D8	4
005	105.08000.66	CIR-CLIP EXT. DIN7980 D8	4
006	603.08020.87	SCREW DIN933 M8x20	4
007	603.10025.87	SCREW DIN933 M10x25	3
008	48.02219.00	THERMAL PROTECTOR DPF	1
009	48.02232.00	FIXING SUPPORT DPF PROTECTOR	1
010	601.10025.87	VIS DIN912 M10x25	4
011	104.10000.00	WASHER DIN7980 D10	7
012	101.10000.67	D10 WASHER DIN125	7

48775336 -- XXXXXXXX

02. ENGINE / RADIATOR (01)

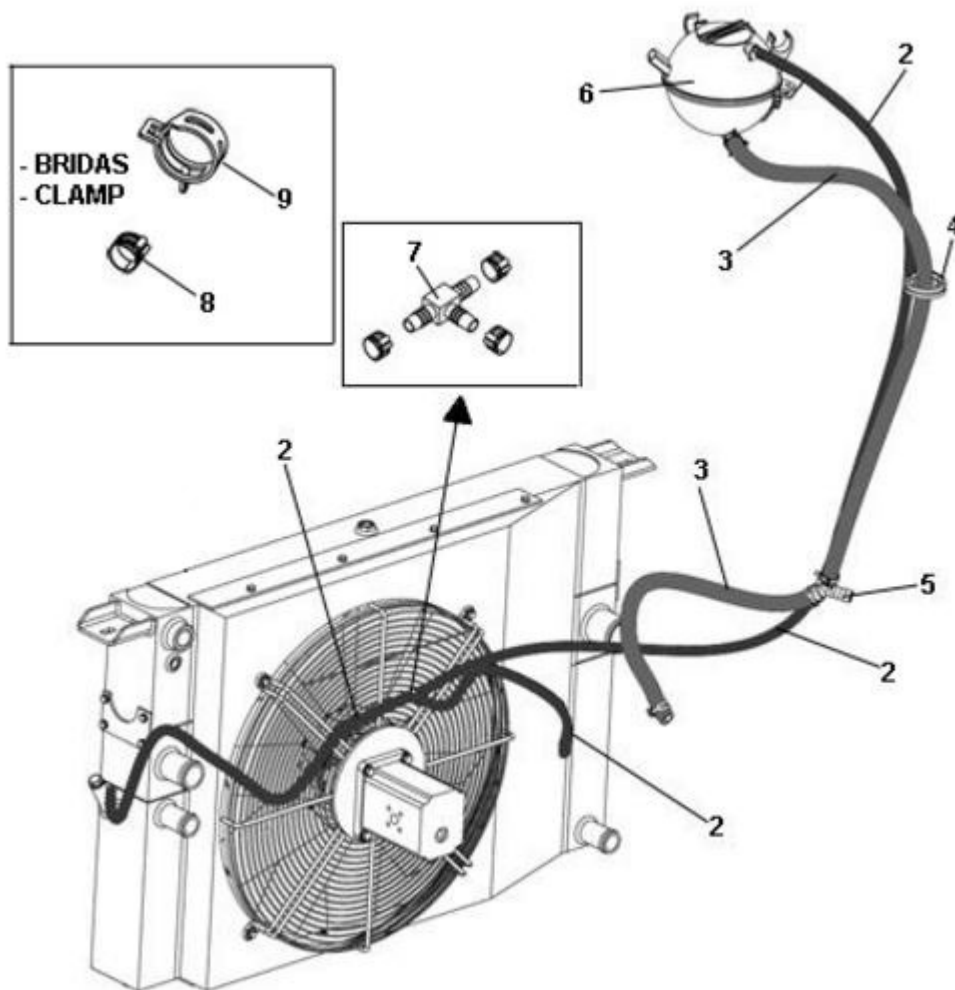


FIGURE	REFERENCE	DENOMINATION	AMOUNT
002	469.03014.00	HOSE L/P MAT. 8x14	3
003	464.03022.00	MAT. TUBE B/P 16X22	2
004	830.04006.00	CLAMP LOOP D40x6	1
005	10.00692.00	EMPALME MANGUERA	1
006	48.02501.00	EXPANSION TANK ASSEMBLY	1
007	46.02199.01	FORT CONNECTOR M / M / M D8	1
008	948.01308.00	SPRING CLAMP Ø13	6
009	962.29023.00	CLAMP D16 DIN 3021	4

48775336 -- XXXXXXXX

02. ENGINE / RADIATOR (02)

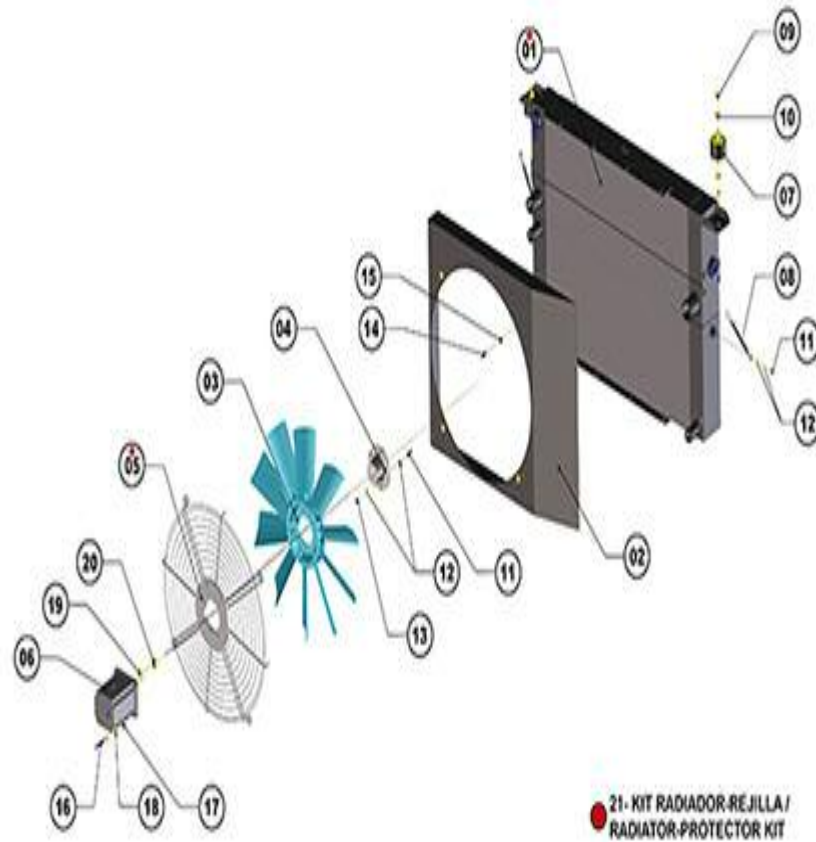


FIGURE	REFERENCE	DENOMINATION	AMOUNT
001	48.02503.00	OIL RADIATOR-AIR-WATER	1
002	48.02518.01	RADIATOR PROTECTOR	1
003	48.02517.01	FAN	1
004	48.02506.01	FAN BRAKET D110X50	1
005	48.02504.02	FAN PROTECTOR	1
006	48.10201.00	MOTOR Hydra. FAN 1 / 5	1
007	64.02134.00	SHOCK ABSORBER, 10x40x15	2
008	48.02512.00	ROD. D8x170	2
009	711.10000.66	SHOCK ABSORBER	4
010	101.10000.67	D10 WASHER DIN125	4
011	603.06025.87	SCREW DIN933 M6x25	7
012	101.06000.67	WASHER DIN125 D6	12
013	720.06000.66	NUT	5
014	603.06020.00	SCREW DIN933	4
015	112.06000.67	CIR-CLIP DIN9021 D6	4
016	603.08040.87	SCREW. M8x40	4
017	720.08000.66	NUT DIN985 M8 AUTOLOCKING	4
018	101.08000.67	WASHER DIN125 D8	8
019	105.14000.66	D14 WASHER DIN7980	1

020	701.14000.66	NUT DIN934 M14x2	1
021	48.02520.00	RADIATOR-PROTECTOR KIT	1

48775336 -- XXXXXXXX

02. ENGINE / RADIATOR (03)

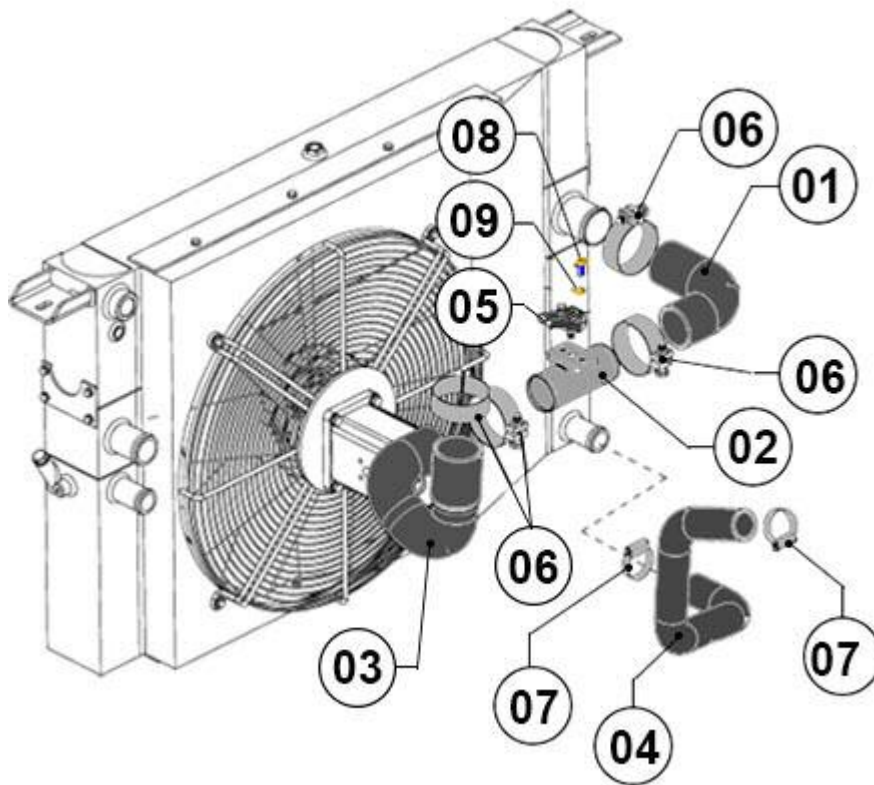


FIGURE	REFERENCE	DENOMINATION	AMOUNT
001	48.02305.00	D50XD60X160 TUBE	1
002	48.02306.00	TUBE MET. D47XD50X120	1
003	48.02307.00	D60XD65X153 TUBE	1
004	48.02508.00	D40XD50X336 TUBE	1
005	VW038906051C	AIR PRESSURE SENSOR G71/G72	1
006	935.59063.66	HOSE CLAMP D59-63	4
007	912.30045.00	CLAMP	2
008	603.06015.87	SCREW DIN933 M6x15	2
009	104.06000.00	WASHER DIN7980 D6	2

48775336 -- XXXXXXXX

02. ENGINE / RADIATOR (04)

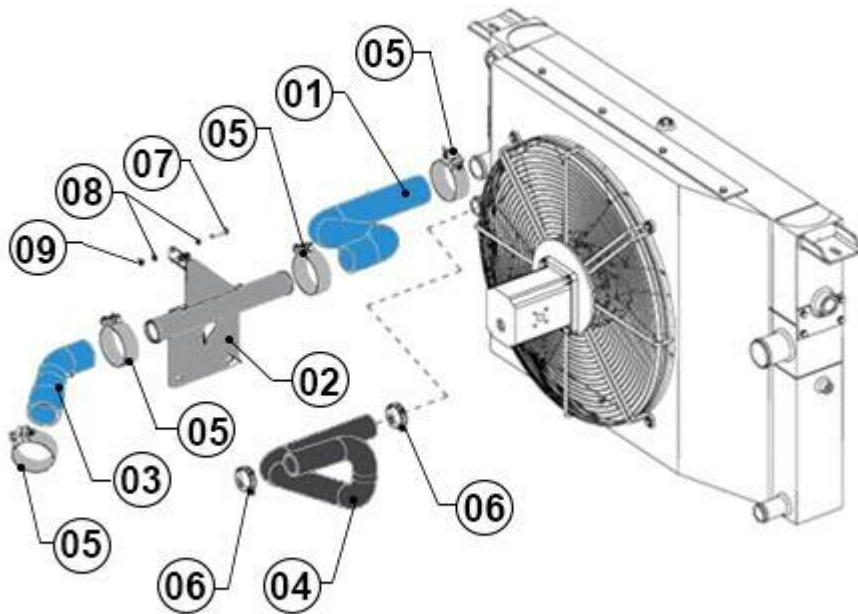


FIGURE	REFERENCE	DENOMINATION	AMOUNT
001	48.02304.00	D40XD50X355 SILICONE TUBE	1
002	48.02303.01	TUBE D43XD40XL295	1
003	48.02302.00	D40XD50X172 SILICONE TUBE	1
004	48.02507.00	D32XD42X404 TUBE	1
005	935.59063.66	HOSE CLAMP D59-63	4
006	962.29042.00		2
007	603.06030.87	SCREW DIN933 M6x30	2
008	101.06000.67	WASHER DIN125 D6	4
009	711.06000.66	NUT DIN982 M6	1

48775336 -- XXXXXXXX

02. ENGINE / RADIATOR (05)

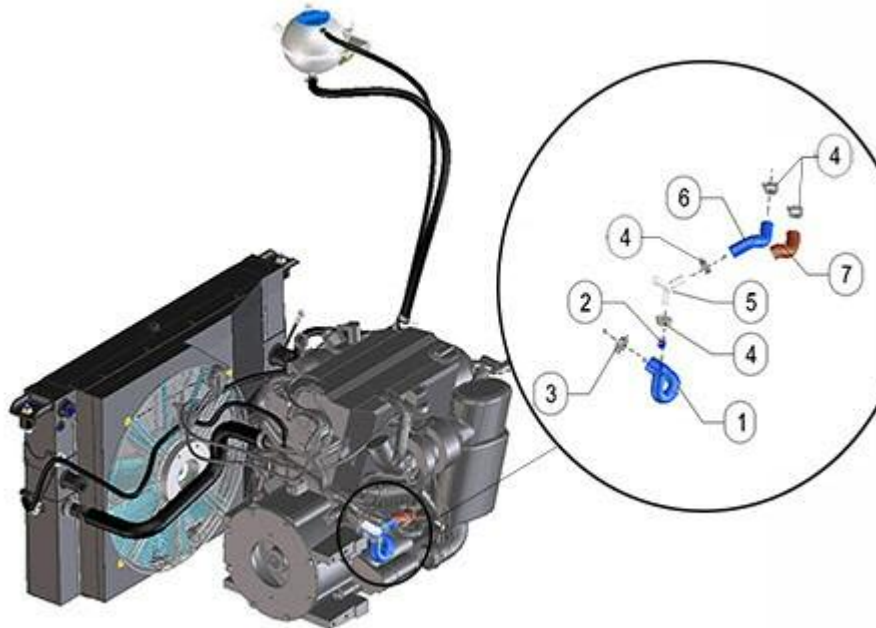


FIGURE	REFERENCE	DENOMINATION	AMOUNT
001	48.02511.00	SILICONE TUBE D18XD28X60	1
002	46.02201.00		1
003	962.29036.00	DOCK FLANGE D36 DIN 3021	1
004	962.29029.00	CLAMP D29 DIN 3021	4
005	46.28900.00		1
006	48.02510.00	TUBE D18XD28X102	1
007	46.02511.00		1

48775336 -- XXXXXXXX

02. ENGINE / ADMISSION

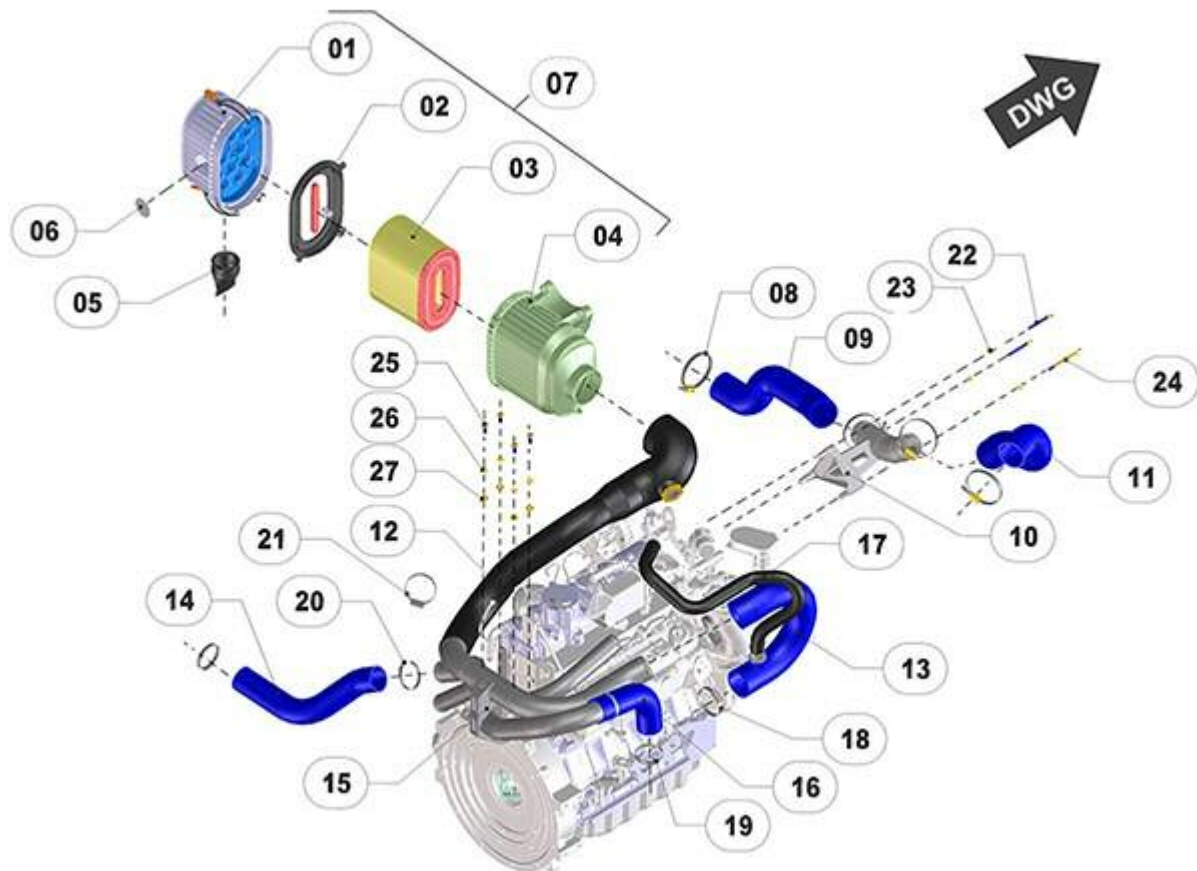


FIGURE	REFERENCE	DENOMINATION	AMOUNT
001	48.02333.00	AIR FILTER CYCLONE PROCLEANER	1
002	48.02337.00	FILTER ELEMENT	1
003	48.02332.00	AIR FILTER (FILTER)	1
004	48.02331.00	AIR FILTER HOUSING	1
005	48.02334.00	VALVE AIR FILTER OUT	1
006	48.11130.00	PRESSURE SENSOR IP65 65mbar	1
007	48.02330.00	AIR FILTER SET	1
008	912.70090.66	CLAMP D70-90	4
009	48.02325.01	RUBBER TUBE AIR D61 E5	1
010	48.02326.01	TUBE MET. SUPPORT	1
011	48.02327.01	SILICON TUBE D30.5-E5	1
012	48.02327.01	SILICON TUBE D30.5-E5	1
013	48.02316.01	RUBBER TUBE AIR D60XL204	1
014	48.02314.00	RUBBER TUBE B/P SILICONE D50 e5	1
015	48.02313.00	PIPE SET DEALER	1
016	48.02317.00	RUBBER TUBE B/P SILICON D50 e5	1
017	48.02319.01	ADMISSION RUBBER TUBE D30 / 20 E5	1

018	912.50070.60	CLAMP	2
019	912.40060.66	CLAMP D40-60	2
020	912.40060.66	CLAMP D40-60	2
021	912.50070.60	CLAMP	1
022	601.06060.87	SCREW DIN912	2
023	104.06000.00	WASHER DIN7980 D6	3
024	604.06090.87	LEFT MUDGUARD	1
025	603.08020.87	SCREW DIN933 M8x20	4
026	104.08000.00	WASHER DIN7980 D8	4
027	101.08000.67	WASHER DIN125 D8	4

48775336 -- XXXXXXXX

02. ENGINE / GASOIL

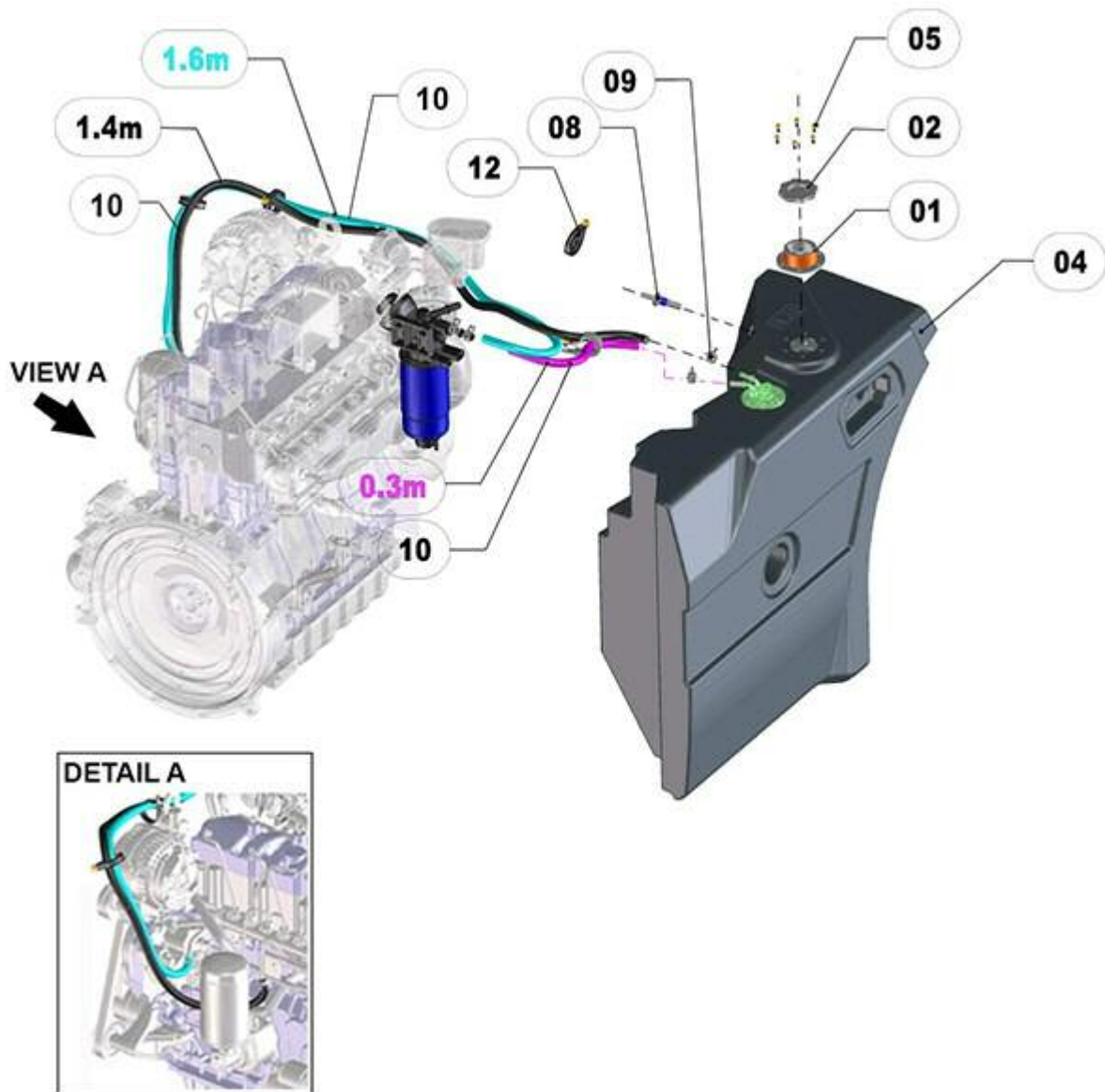


FIGURE	REFERENCE	DENOMINATION	AMOUNT
001	48.02411.00	FUEL CAP FIXING SUPPORT	1
002	15.01524.00	TANK CAP	1
004	48.02401.00	60L FUEL TANK	1
005	601.05010.87	SCREW M5x10	6
008	52.00110.02	FITTING M/M 14x9	1
009	962.29016.00	CLAMP D16 DIN 3021	6
010	469.25015.01	D.9.3 INTERIOR OIL PIPE	4
012	830.04006.00	CLAMP LOOP D40x6	2

48775336 -- XXXXXXXX

02. ENGINE / COOLING (01)

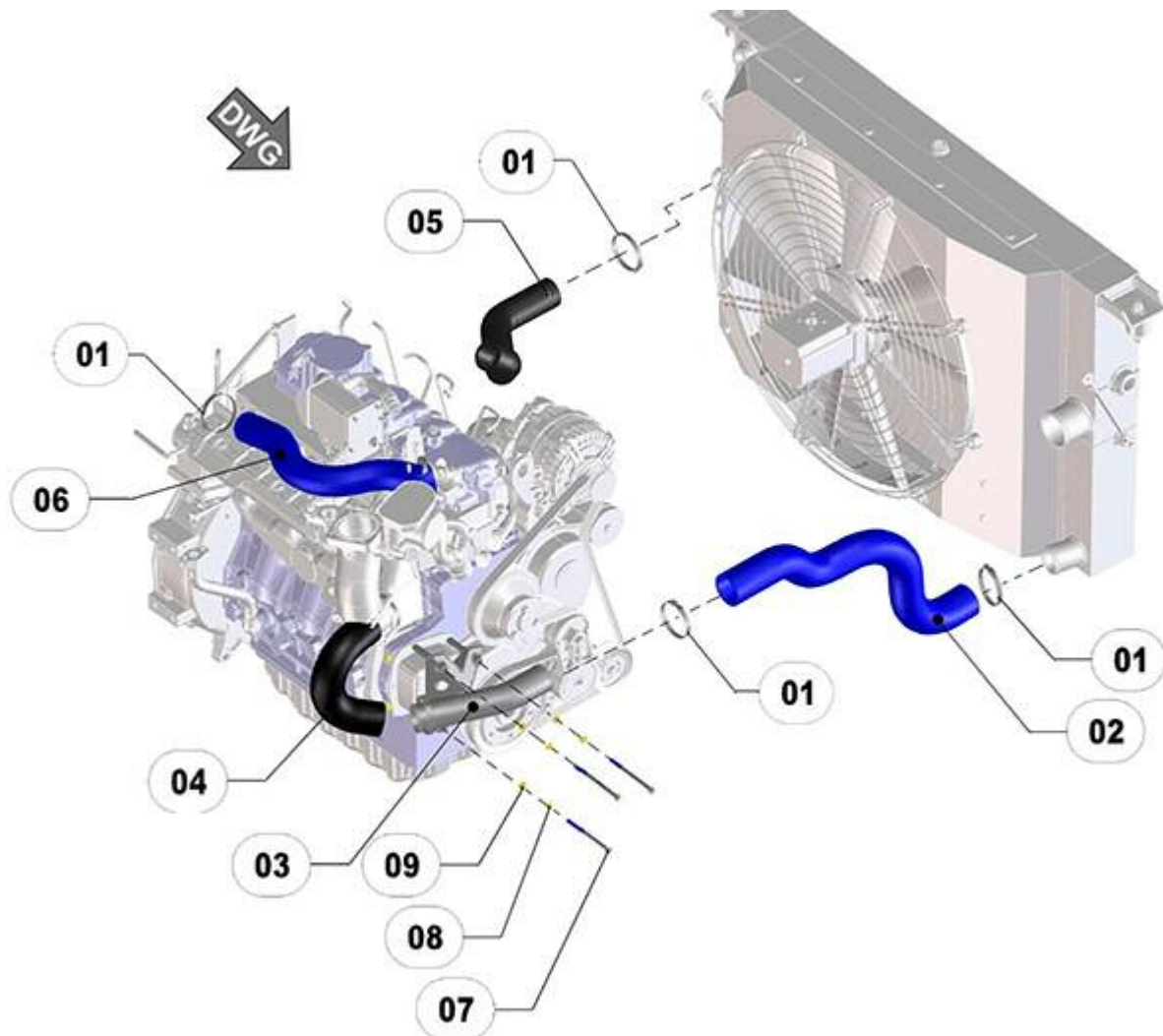


FIGURE	REFERENCE	DENOMINATION	AMOUNT
001	912.40060.66	CLAMP D40-60	4
002	48.02529.01	B/P SILICONE RUBBER TUBE D47 E5	1
003	48.02530.01	METAL PIPE SUPPORT	1
004	48.02531.00	PDM RUBBER TUBE D47 E5	1
005	48.02522.00	B/P RUBBER TUBE PDM D20-e5	1
006	48.02523.01	B/P SILICONE RUBBER TUBE D40 E5	1
007	630.06100.87	SCREW ISO7380 M6X100	1
008	104.06000.00	WASHER DIN7980 D6	3
009	101.06000.67	WASHER DIN125 D6	3
010	604.06100.87	SCREW DIN931 M6X100	2

48775336 -- XXXXXXXX

02. ENGINE / COOLING (02)

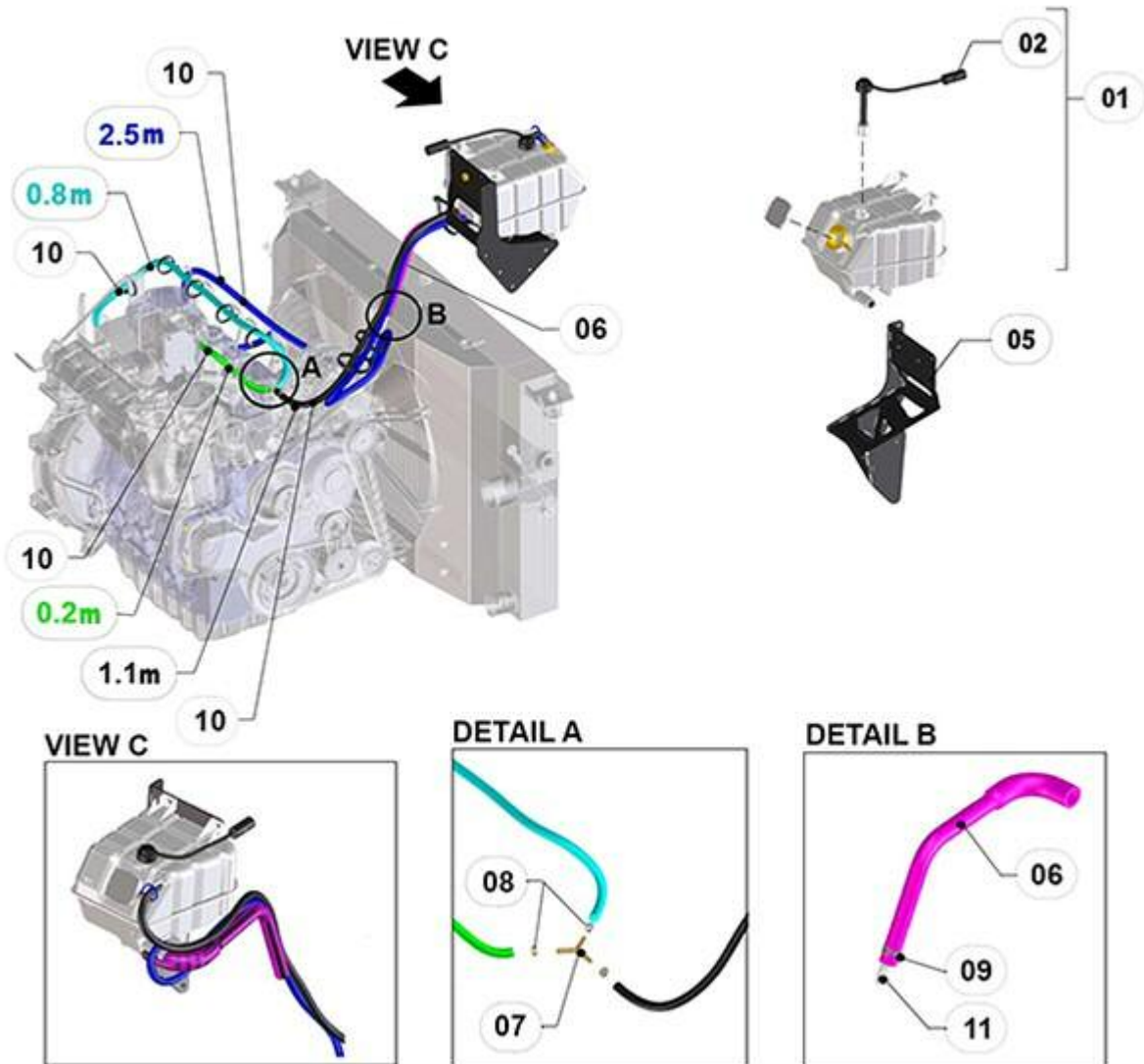


FIGURE	REFERENCE	DENOMINATION	AMOUNT
001	48.02525.00	EXPANSION TANK 2L	1
002	N/S	NOT DISTRIBUTED	1
005	48.02524.01	EXPANSION BOTTLE SUPPORT	1
006	48.02534.01	B/P RUBBER TUBE PDM D25-16 e5	1
007	010.00008.30	FITTING. Y D8-D8-D8	1
008	948.01308.00	SPRING CLAMP Ø13	6
009	962.29023.00	CLAMP D16 DIN 3021	2
010	469.03014.00	HOSE L/P MAT. 8x14	1
011	32.08243.00	FITTING M/M RECTUM 16X12X76	1

48775336 -- XXXXXXXX

02. ENGINE / COOLING (02)

CHASSIS: 80745

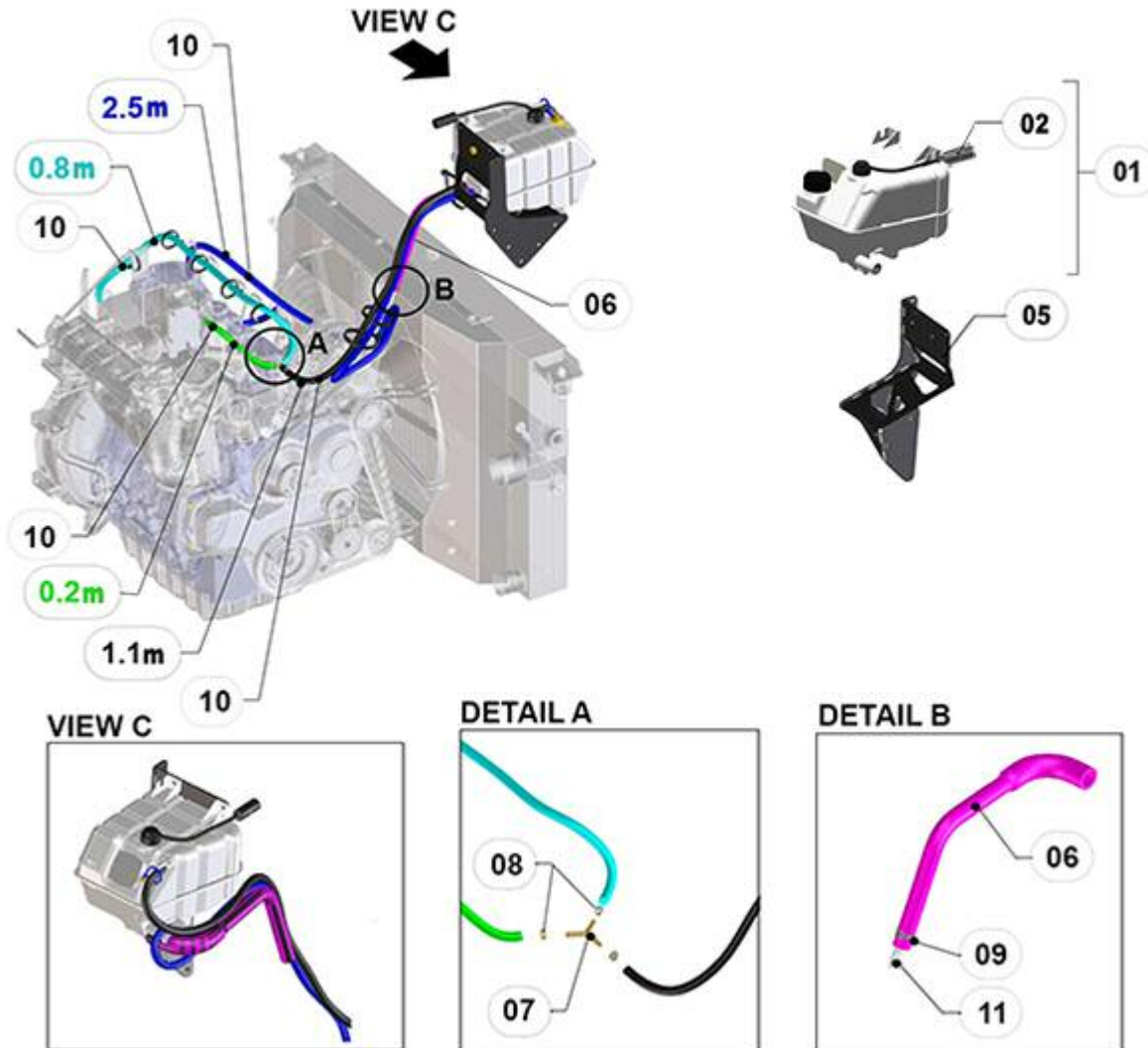


FIGURE	REFERENCE	DENOMINATION	AMOUNT
001	48.02525.01	EXPANSION TANK EURO6	1
002	46.11033.00		1
005	48.02524.01	EXPANSION BOTTLE SUPPORT	1
006	48.02534.01	B/P RUBBER TUBE PDM D25-16 e5	1
007	010.00008.30	FITTING. Y D8-D8-D8	1
008	948.01308.00	SPRING CLAMP Ø13	6
009	962.29023.00	CLAMP D16 DIN 3021	2
010	469.03014.00	HOSE L/P MAT. 8x14	1
011	32.08243.00	FITTING M/M RECTUM 16X12X76	1

48775336 -- XXXXXXXX

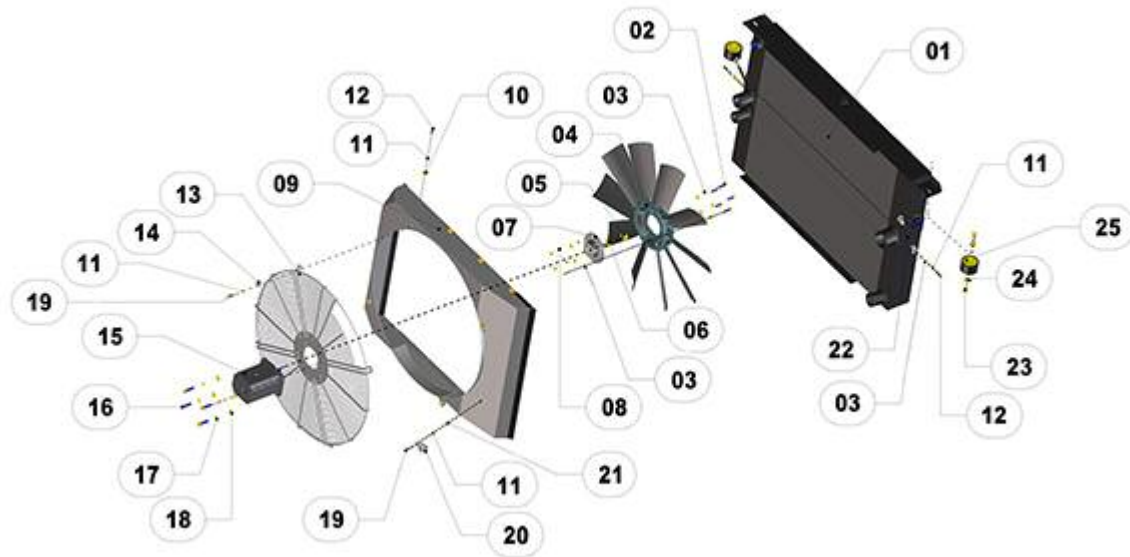


FIGURE	REFERENCE	DENOMINATION	AMOUNT
001	48.02519.00	RADIATOR AIR-OIL-WATER	1
002	603.06025.87	SCREW DIN933 M6x25	5
003	101.06000.67	WASHER DIN125 D6	12
004	48.02521.00	VENTILATOR D600-35° MULTI WING	1
005	701.14000.66	NUT DIN934 M14x2	1
006	105.14000.66	D14 WASHER DIN7980	1
007	48.02506.02	VENTILATOR SUPPORT D110X50	1
008	711.06000.66	NUT DIN982 M6	5
009	48.02505.04	PROT. RADIATOR VOLUTA	1
010	112.06000.67	CIR-CLIP DIN9021 D6	8
011	104.06000.00	WASHER DIN7980 D6	15
012	603.06015.87	SCREW DIN933 M6x15	10
013	48.02504.05	PROT. VENTILATOR	1
014	48.02539.00	SOP. PAS. REC. 17X22X2	4
015	48.10201.00	MOTOR Hydra. FAN 1 / 5	1
016	603.08035.87	SCREW 8X35/1.25 DIN 933 INOX.A-2	4
017	104.08000.00	WASHER DIN7980 D8	4
018	101.08000.67	WASHER DIN125 D8	4
019	601.06015.87	SCREW. DIN 912 M6x15	5
020	830.01806.00	CLAMP LOOP	1
021	701.06000.66	NUT DIN934 M6X1	1
022	48.02512.00	ROD. D8x170	2
023	711.10000.66	SHOCK ABSORBER	4
024	101.10000.67	D10 WASHER DIN125	4



025

60.11035.00

SHOCK ABSORVER

2

48775336 -- XXXXXXXX

CHASSIS: 78584

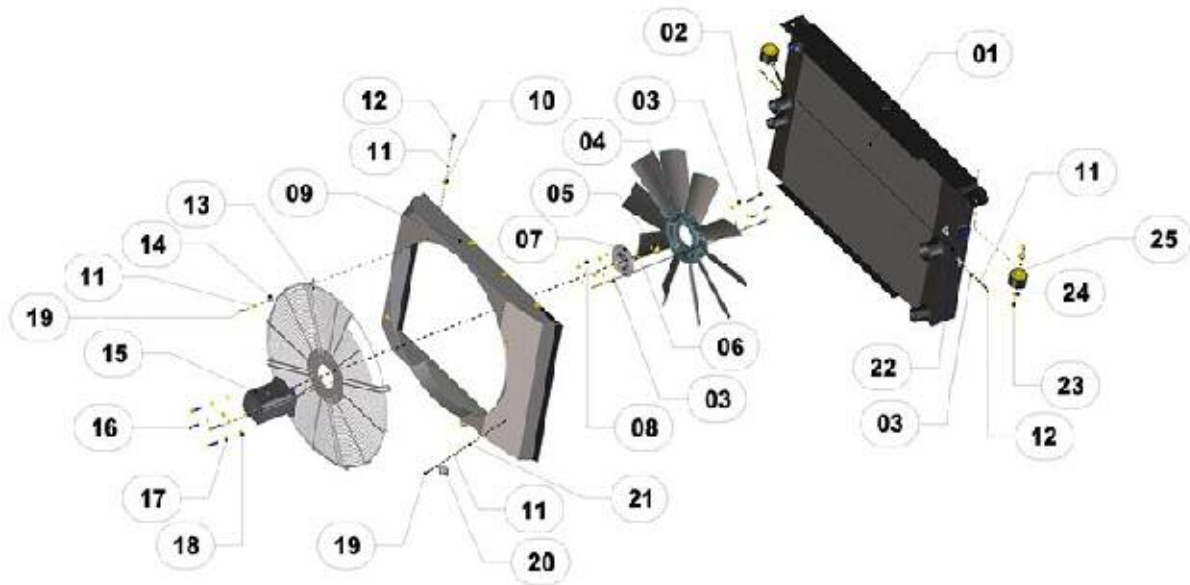


FIGURE	REFERENCE	DENOMINATION	AMOUNT
001	48.02519.02	RADIATOR AIR-OIL-WATER	1
002	603.06025.87	SCREW DIN933 M6x25	5
003	101.06000.67	WASHER DIN125 D6	12
004	48.02521.00	VENTILATOR D600-35° MULTI WING	1
005	701.14000.66	NUT DIN934 M14x2	1
006	105.14000.66	D14 WASHER DIN7980	1
007	48.02506.02	VENTILATOR SUPPORT D110X50	1
008	711.06000.66	NUT DIN982 M6	5
009	48.02505.04	PROT. RADIATOR VOLUTA	1
010	112.06000.67	CIR-CLIP DIN9021 D6	8
011	104.06000.00	WASHER DIN7980 D6	15

012	603.06015.87	SCREW DIN933 M6x15	10
013	48.02504.04	FAN PROTECTION	1
014	48.02539.00	SOP. PAS. REC. 17X22X2	4
015	48.10201.00	MOTOR Hydra. FAN 1 / 5	1
016	603.08035.87	SCREW 8X35/1.25 DIN 933 INOX.A-2	4
017	104.08000.00	WASHER DIN7980 D8	4
018	101.08000.67	WASHER DIN125 D8	4
019	601.06015.87	SCREW. DIN 912 M6x15	5
020	830.01806.00	CLAMP LOOP	1
021	701.06000.66	NUT DIN934 M6X1	1
022	48.02512.00	ROD. D8x170	2
023	711.10000.66	SHOCK ABSORBER	4
024	101.10000.67	D10 WASHER DIN125	4
025	60.11035.00	SHOCK ABSORVER	2
026	472.00412.00	PROFILE RUBBER MATERIAL	1

48775336 -- XXXXXXXX

02. ENGINE / SUSPENSION

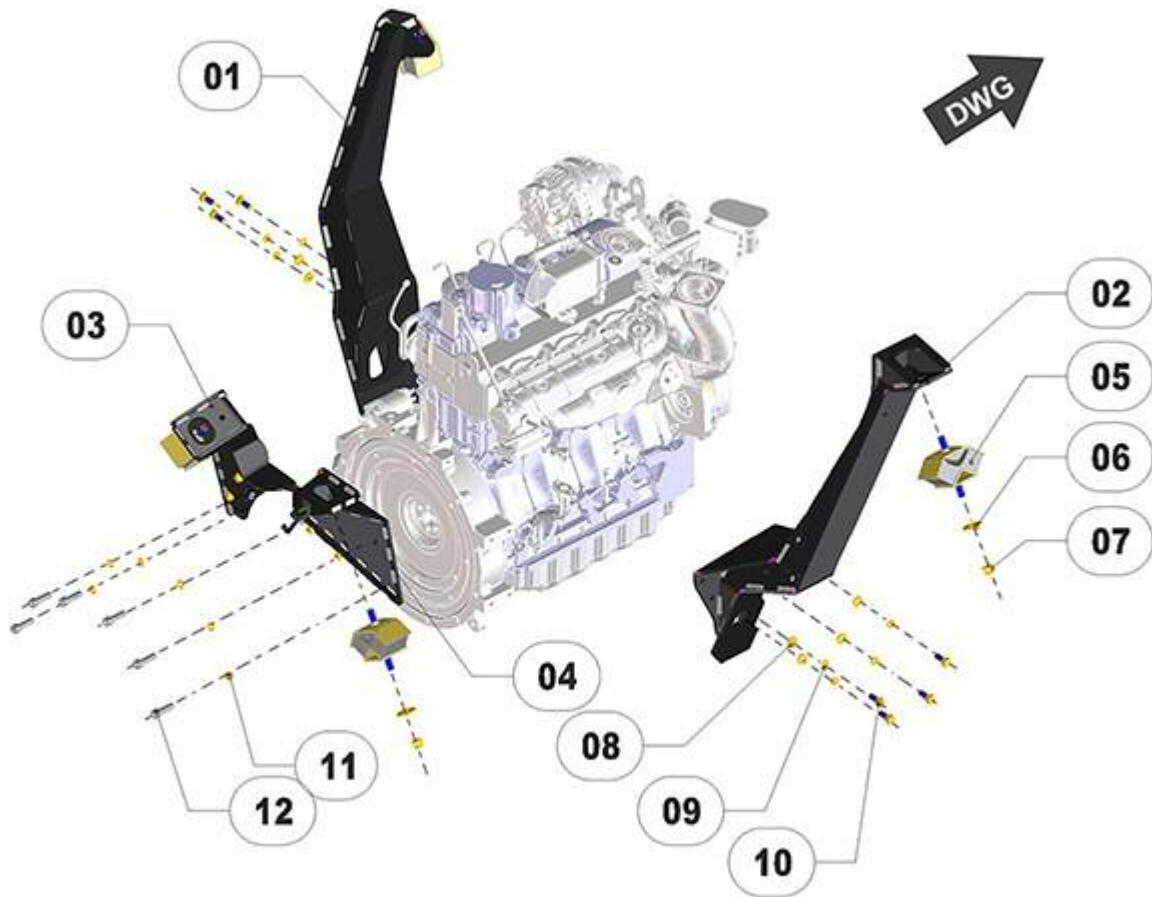


FIGURE	REFERENCE	DENOMINATION	AMOUNT
001	48.02605.01	MOTOR BRACKET LEFT FRONT	1
002	48.02604.01	MOTOR BRACKET RIGHT FRONT	1
003	48.02606.01	MOTOR BRACKET REAR LEFT	1
004	48.02607.01	MOTOR BRACKET REAR RIGHT	1
005	15.97770.01	SHOCK ABSORBER 60X120X64 50 A	4
006	112.12000.67	WASHER DIN9021 D 12X36	4
007	711.12000.66	NUT DIN982 M12	4
008	101.10000.67	D10 WASHER DIN125	7
009	104.10000.00	WASHER DIN7980 D10	7
010	603.10025.97	SCREW DIN 933 10x25	7
011	104.10000.00	WASHER DIN7980 D10	6
012	601.10035.87	SCREW DIN 912 M10x35	6

48775336 -- XXXXXXXX

02. MOTOR / PROTECTORS

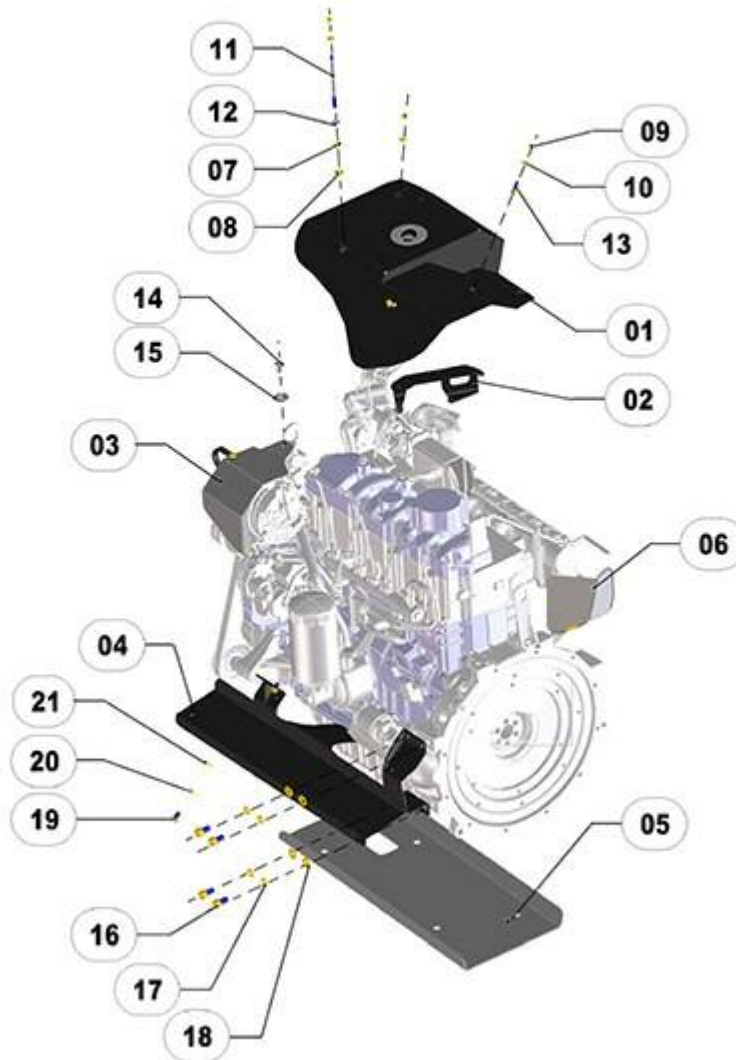


FIGURE	REFERENCE	DENOMINATION	AMOUNT
001	48.08009.01	COVER. ENGINE PROTECTOR	1
002	48.08002.00	ENGINE SUPPORT	1
003	48.02707.01	ALTERNATOR PROTECTOR	1
004	48.10515.01	SUP. FIXING HOSE TRANS.	1
005	48.02706.01	CARTER MOTOR PROTECTOR	1
006	48.02004.00	THERMAL PROTECTOR	1
007	104.08000.00	WASHER DIN7980 D8	1
008	101.08000.67	WASHER DIN125 D8	1
009	711.06000.66	NUT DIN982 M6	4
010	101.06000.67	WASHER DIN125 D6	4
011	00.01501.00	BOLT M8x120	1
012	701.08000.66	NUT DIN934 M8X1,25	1

013	601.06020.87	SCREW DIN912 M6x20	2
014	618.08020.NX	SCREW DIN7991 M8X20 INOX	1
015	48.09813.00	WASHER D30XD8.2	1
016	601.10020.87	SCREW DIN 912 M10x20	4
017	104.10000.00	WASHER DIN7980 D10	4
018	101.10000.67	D10 WASHER DIN125	4
019	603.08015.87	SCREW DIN933 M8x15	2
020	104.08000.00	WASHER DIN7980 D8	2
021	101.08000.67	WASHER DIN125 D8	2

48775336 -- XXXXXXXX

02. ENGINE / FUEL TANK

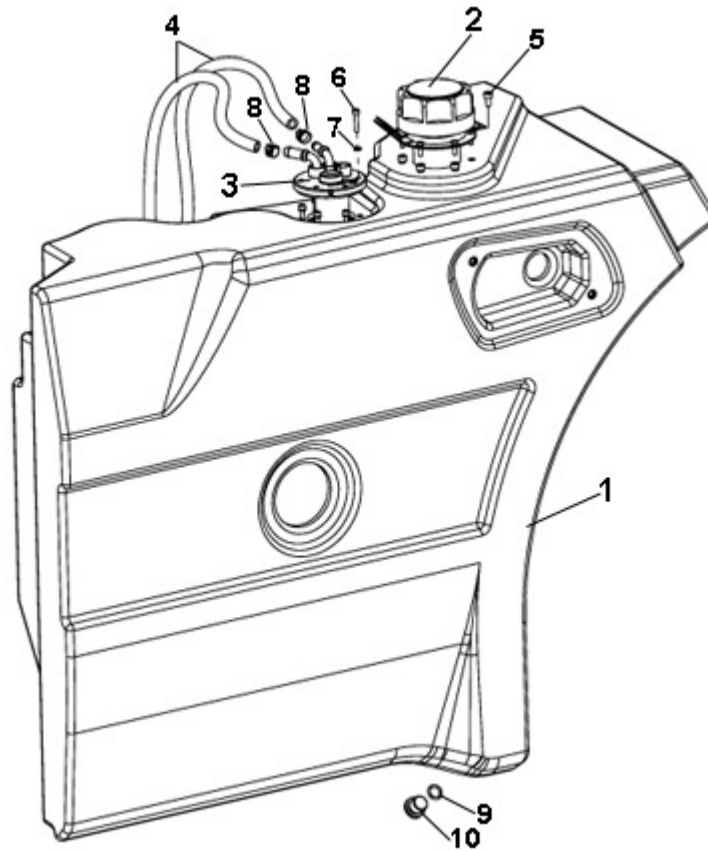


FIGURE	REFERENCE	DENOMINATION	AMOUNT
001	48.02401.01	60L FUEL TANK	1
002	30.02042.00	CAP. THEFT PROOF TANK	1
003	48.11014.00	FUEL SENSOR	1
004	469.03014.01	D.7.3 OIL PIPE INTERIOR	1
005	601.05010.87	SCREW M5x10	6
006	601.04020.87	SCREW DIN912 M4x20	6
007	104.04000.00	WASHER DIN7980 D4	6
008	948.01308.00	SPRING CLAMP Ø13	2
009	201.12002.50	O-RING DIN3770	1
010	80.01035.01	CAP	1

48775336 -- XXXXXXXX

02. ENGINE / FUEL FILTER AND PUMP

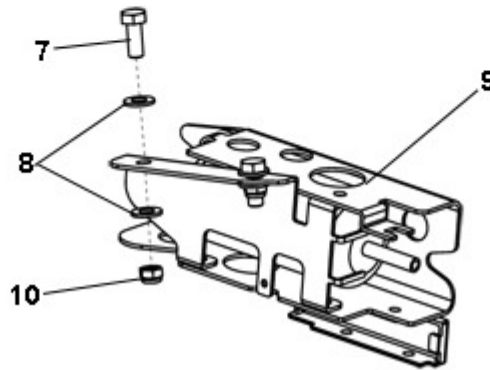
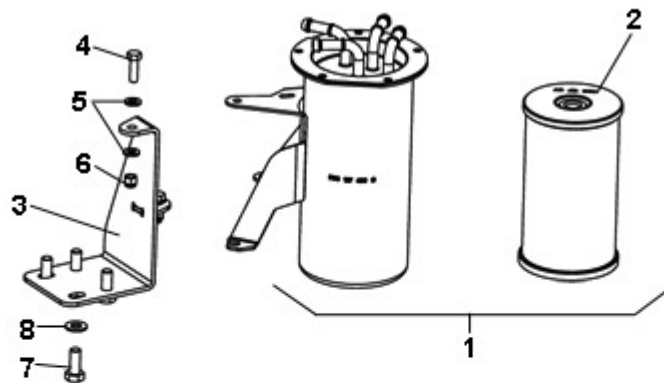


FIGURE	REFERENCE	DENOMINATION	AMOUNT
001	VW3C0127400C	FILTRE	1
002	MN000048	GASOIL FILTERING	1
003	48.02415.00	FUEL FILTER BRACKET	1
004	603.06020.87	SCREW DIN933 M6x20	2
005	101.06000.67	WASHER DIN125 D6	4
006	711.06000.66	NUT DIN982 M6	2
007	603.08020.87	SCREW DIN933 M8x20	6
008	101.08000.67	WASHER DIN125 D8	8
009	VW5N0906129B	GAS-OIL PUMP	1
010	711.08000.66	NUT DIN982 M8	2

48775336 -- XXXXXXXX

02. ENGINE / RADIATOR (01)

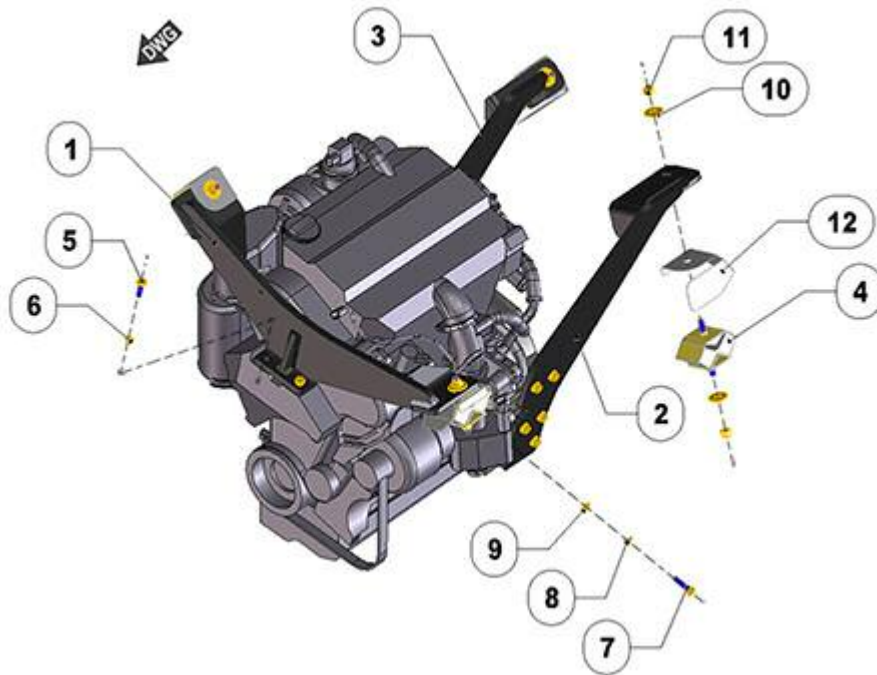


FIGURE	REFERENCE	DENOMINATION	AMOUNT
001	48.02601.00	SOP. FRONT MOTOR	1
002	48.02603.00	SOP. MOTOR REAR LEFT	1
003	48.02602.01	MOTOR SUPPORT	1
004	15.97770.01	SHOCK ABSORBER 60X120X64 50 A	4
005	603.12035.87	SCREW M12x35	2
006	120.00012.66	SAFETY WASHER D12	2
007	603.10040.87	SCREW M10x40	10
008	104.10000.00	WASHER DIN7980 D10	10
009	101.10000.67	D10 WASHER DIN125	10
010	112.12000.67	WASHER DIN9021 D 12X36	8
011	711.12000.66	NUT DIN982 M12	8
012	48.02702.00	SILENT-BLOCK THERMAL PROTECTOR	4

48775336 -- XXXXXXXX

03. TRANSMISSION / HYDROSTATIC

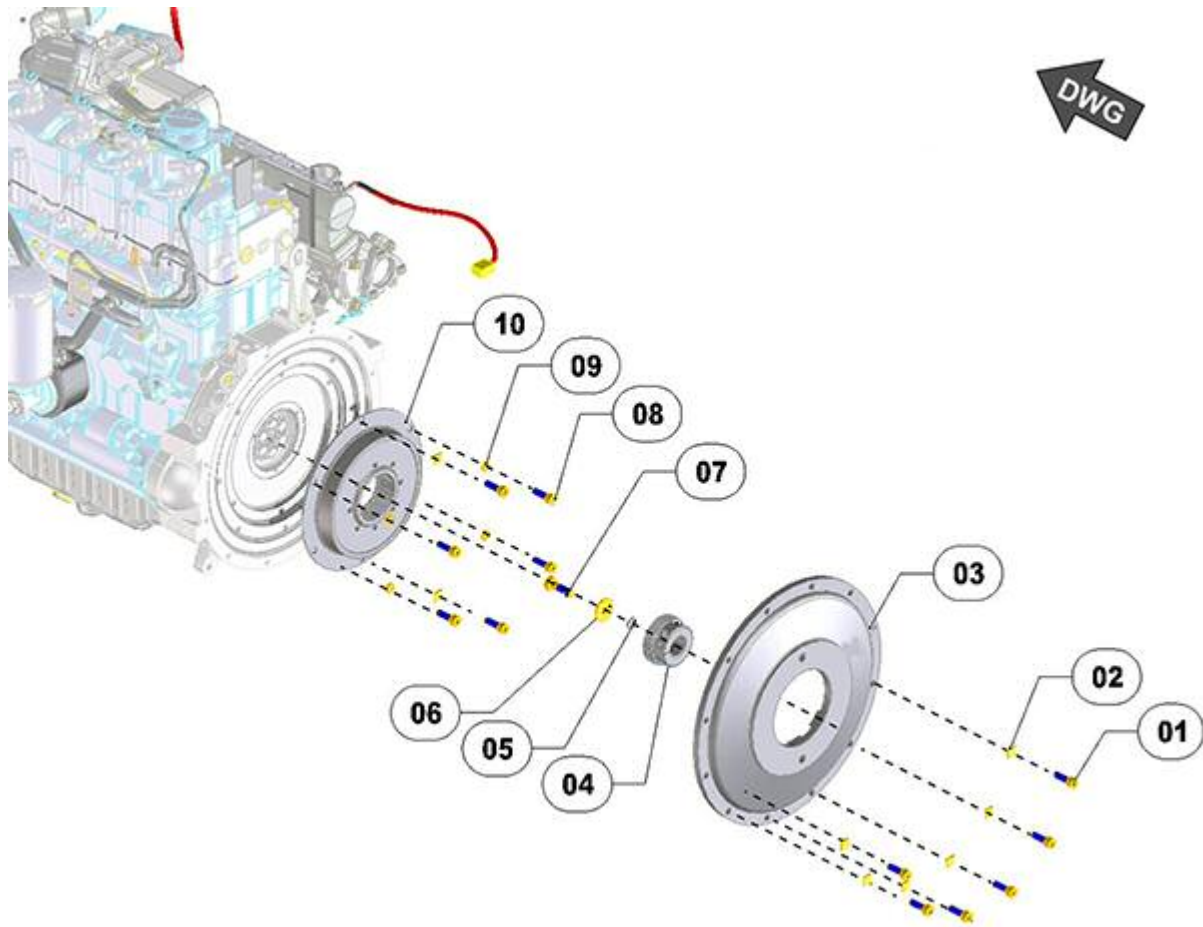


FIGURE	REFERENCE	DENOMINATION	AMOUNT
001	601.10030.87	SCREW. DIN912 M10x30	12
002	104.10000.00	WASHER DIN7980 D10	12
003	48.03216.00	COVER PLATE	1
004	48.03218.00	GEAR	1
005	104.12000.00	WASHER DIN7980 D12	1
006	112.12000.67	WASHER DIN9021 D 12X36	1
007	604.12040.87	SCREW DIN 931 M12x40	1
008	601.10030.95	HEXAGON SOCKET HEAD SCREW DIN912	6
009	104.10000.00	WASHER DIN7980 D10	6
010	48.03217.00	FLEXIBLE COUPLING	1

48775336 -- XXXXXXXX

03. TRANSMISSION / REAR FIXED BRIDGE

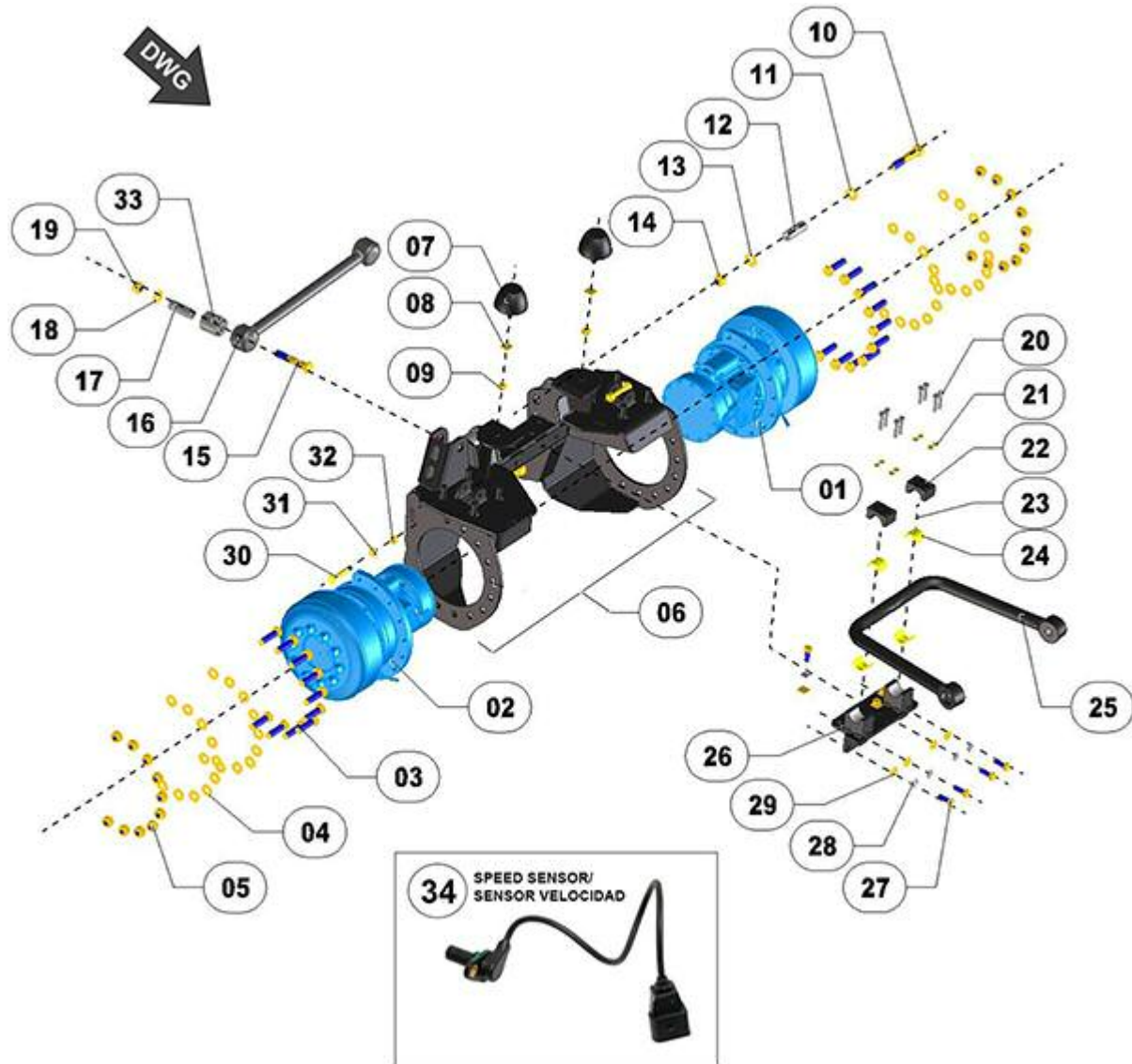


FIGURE	REFERENCE	DENOMINATION	AMOUNT
001	48.03221.01	HYDRAULIC MOTOR REX 4x2x2	1
002	48.03220.01	HYDRAULIC MOTOR REX 4x2x2	1
003	604.16055.87	SCREW DIN 931 M16X55	20
004	101.16000.67	WASHER DIN125 D16	40
005	711.16000.66	NUT DIN982 M16 8.8 K	20
006	48.03340.02	UNIVERSAL FIXED BRIDGE	1
007	32.08021.00	PROGRESSIVE SHOCK TOP	2
008	101.12000.67	WASHER DIN 125 D12	2
009	711.12000.66	NUT DIN982 M12	2
010	604.18100.87	SCREW DIN 931 M18X100	4
011	101.18000.67	BEARING DIN125 M18	4
012	46.03450.00	CAP Ø18.5xØ25x70	4
013	101.18000.67	BEARING DIN125 M18	4

014	711.18000.66	NUT DIN982 M18	4
015	48.03305.00	REDUCED HEAD SCREW DIN 931	1
016	48.04344.01	BAR. BACK PANHARD	1
017	46.03450.00	CAP Ø18.5xØ25x70	1
018	101.18000.67	BEARING DIN125 M18	1
019	711.18000.66	NUT DIN982 M18	1
020	604.08045.87	SCREW M8X45 DIN931	8
021	104.08000.00	WASHER DIN7980 D8	8
022	46.03044.02	ART. SUP. 30X40X60	2
024	46.03047.05	BEARING CYLINDRICAL 30x36x35	2
025	48.04326.02	STABILIZER BAR	1
026	48.03467.00	SUP. TORSION BAR MOUNTING	1
027	603.12035.87	SCREW M12x35	8
028	101.12000.67	WASHER DIN 125 D12	8
029	104.12000.00	WASHER DIN7980 D12	8
030	48.03586.00	SPECIAL SCREW DIN 931 M12X74	2
031	101.12000.67	WASHER DIN 125 D12	2
032	711.12000.66	NUT DIN982 M12	2
033	46.04255.01	BUSH D25XD50X56	1
034	48.11022.00	SPEED SENSOR	2

48775336 -- XXXXXXXX

03. TRANSMISSION / GUIDELINE FRONT AXLE (01)

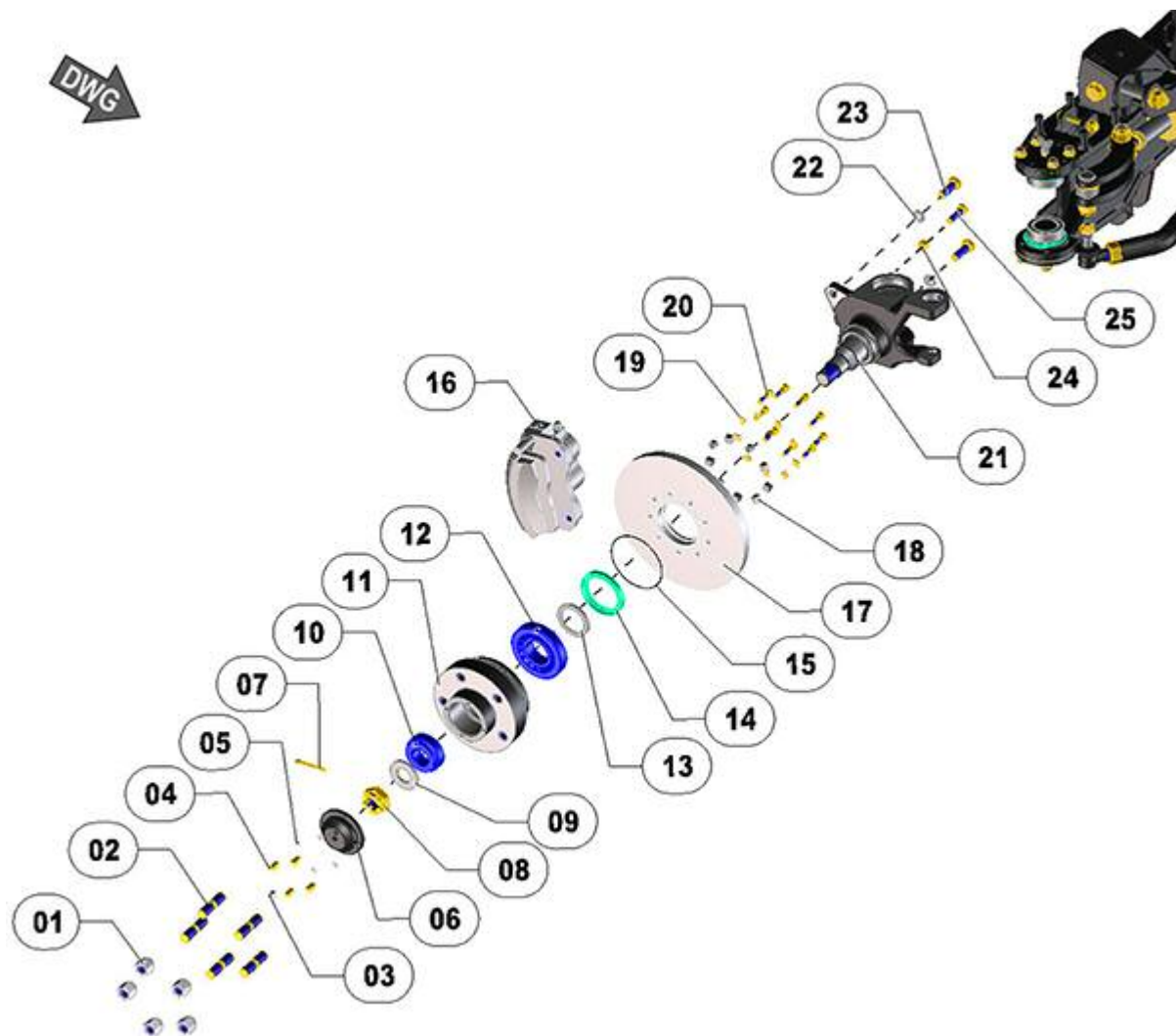


FIGURE	REFERENCE	DENOMINATION	AMOUNT
001	48.03573.01	NUT M18X1,5 WHEEL	5
002	48.03572.00	STUD M18X1,5-M18X1,5	5
003	901.08000.33	GREASER DIN71412-A M8x1,25	1
004	601.05015.87	SCREW DIN912 M5x15	4
005	104.05000.00	WASHER DIN7980 D5	4
006	48.03568.00	HUB CAP FITTING 30XD91	1
007	401.06050.60	PIN	1
008	715.30000.60	NUT DIN979 M30X2	1
009	30.03550.01	WASHER D31XD60X6 FI	1
010	307.35028.00	DIN720 BEARING 33207	1
011	48.03590.00	WHEEL HUB D61XD180X100.5 AGJ	1
012	307.50030.00	DIN720 BEARING 31310	1
013	48.03567.00	WASHER D50XD68X6 FI	1
014	205.70010.50	SEAL DIN3760 70X90X10	1

015	201.10925.50	O-RING DIN3770 109x2.5	1
016	48.05150.00	BRAKE CALIPER SET RIGHT	1
017	48.05171.00	DISC BRAKE D285x20	1
018	70.03461.00	BUSHING 8x13x11,3	9
019	104.08000.00	WASHER DIN7980 D8	9
020	48.03564.00	ALLEN SCREW M8X28 12.9	9
021	48.03521.01	STUB RIGHT 273x192x243	1
022	104.14000.00	CIR-CLIP EXT. DIN7980	2
023	620.14040.87	SCREW DIN961 M14X1.5X40	2
024	701.12000.67	NUT DIN934 M12x1,75	1
025	603.12040.87	SCREW DIN933 M12x40	1

48775336 -- XXXXXXXX

03. TRANSMISSION / GUIDELINE FRONT AXLE (02)

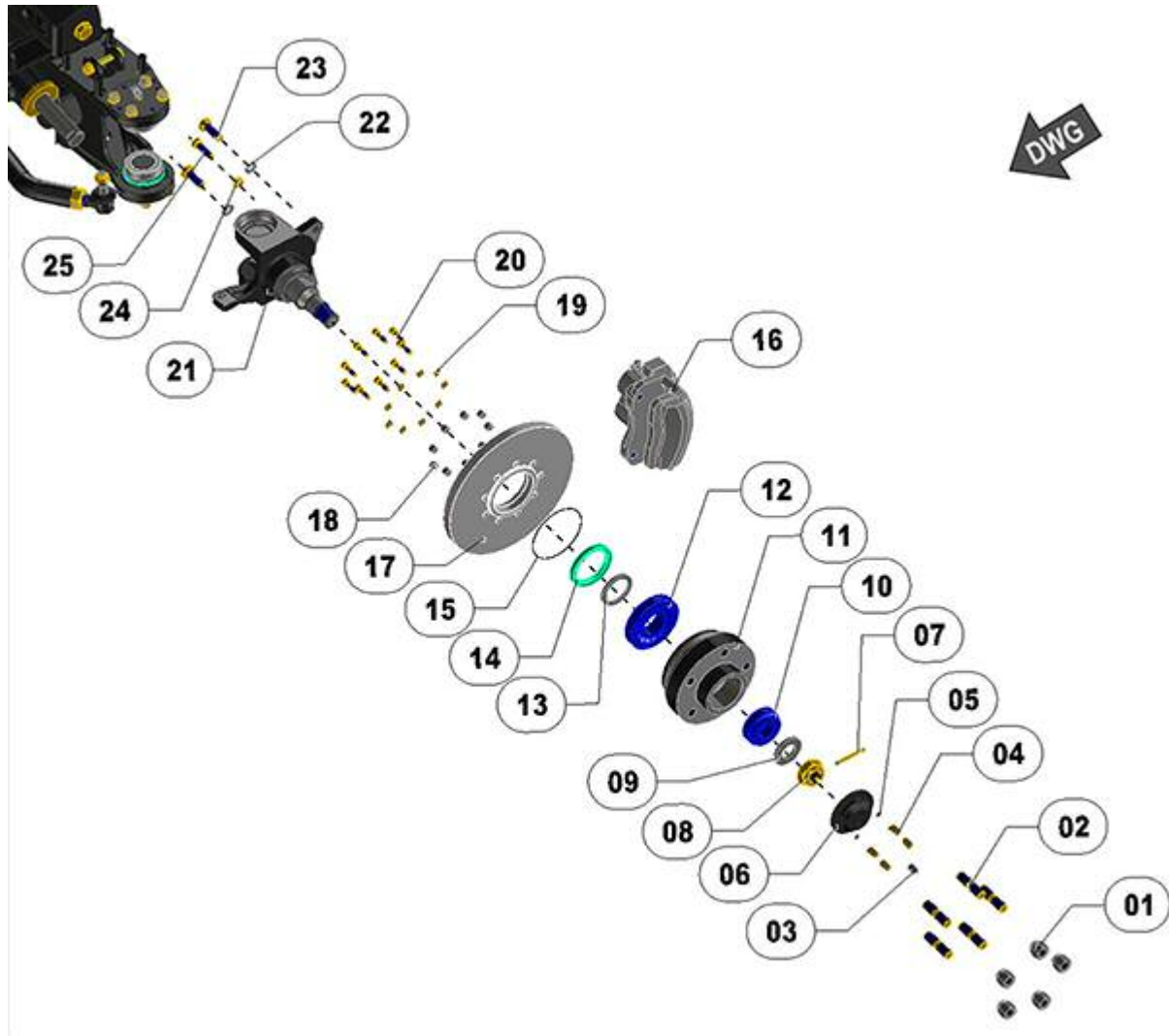


FIGURE	REFERENCE	DENOMINATION	AMOUNT
001	48.03573.01	NUT M18X1,5 WHEEL	5
002	48.03572.00	STUD M18X1,5-M18X1,5	5
003	901.08000.33	GREASER DIN71412-A M8x1,25	1
004	601.05015.87	SCREW DIN912 M5x15	4
005	104.05000.00	WASHER DIN7980 D5	4
006	48.03568.00	HUB CAP FITTING 30XD91	1
007	401.06050.60	PIN	1
008	715.30000.60	NUT DIN979 M30X2	1
009	30.03550.01	WASHER D31XD60X6 FI	1
010	307.35028.00	DIN720 BEARING 33207	1
011	48.03590.00	WHEEL HUB D61XD180X100.5 AGJ	1
012	307.50030.00	DIN720 BEARING 31310	1
013	48.03567.00	WASHER D50XD68X6 FI	1
014	205.70010.50	SEAL DIN3760 70X90X10	1

015	201.10925.50	O-RING DIN3770 109x2.5	1
016	48.05160.00	BRAKE CALIPER SET LEFT	1
017	48.05171.00	DISC BRAKE D285x20	1
018	70.03461.00	BUSHING 8x13x11,3	9
019	104.08000.00	WASHER DIN7980 D8	9
020	48.03564.00	ALLEN SCREW M8X28 12.9	9
021	48.03531.01	STUB LEFT 273x192x243	1
022	104.14000.00	CIR-CLIP EXT. DIN7980	2
023	620.14040.87	SCREW DIN961 M14X1.5X40	2
024	701.12000.67	NUT DIN934 M12x1,75	1
025	603.12040.87	SCREW DIN933 M12x40	1

48775336 -- XXXXXXXX

03. TRANSMISSION / GUIDELINE FRONT AXLE (03)

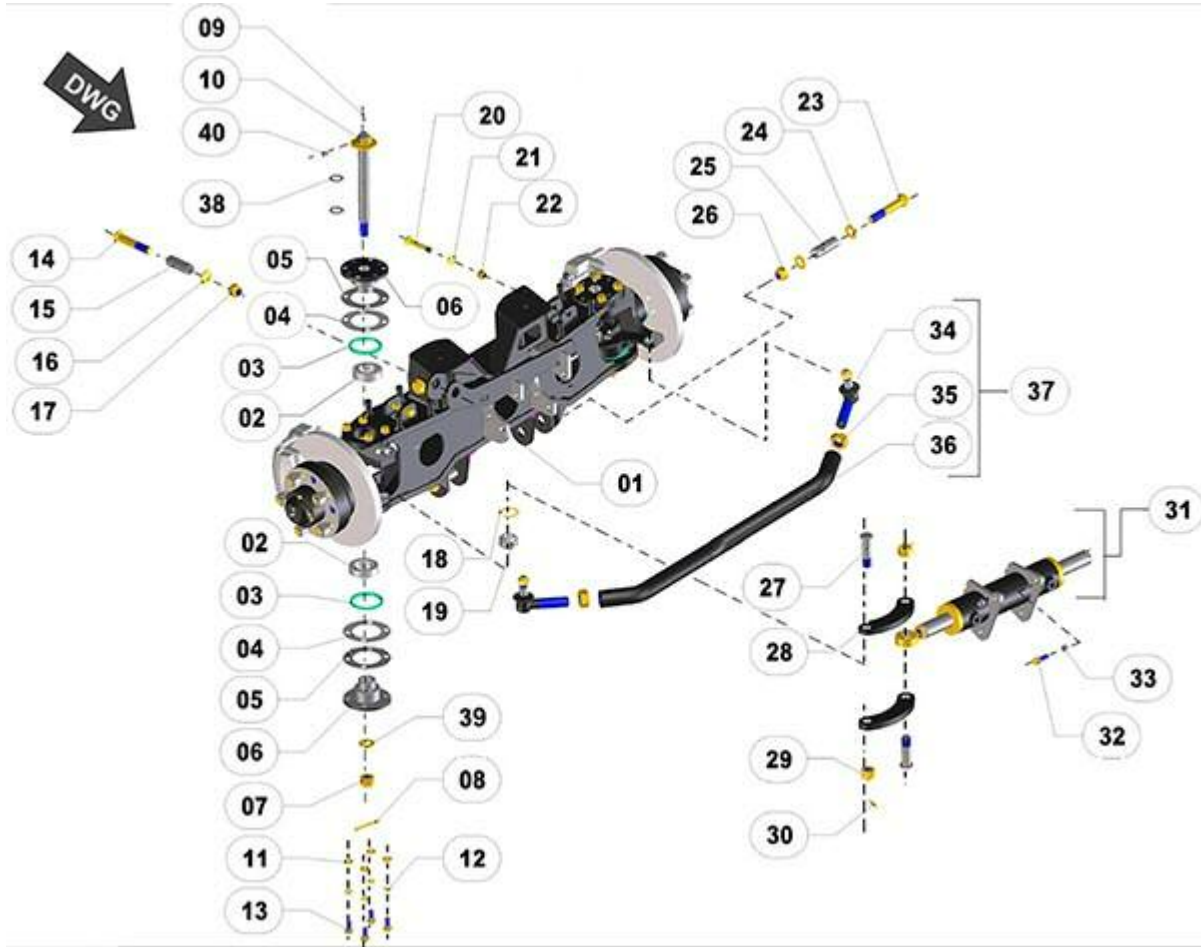


FIGURE	REFERENCE	DENOMINATION	AMOUNT
001	48.03540.03	AXLE GUIDELINE	1
002	925.40019.00	HEAD. D40XD68X19 GE40SX	4
003	219.58070.50	RING 58x68x7	4
004	48.03574.00	GROSS REG. DISC 110X66-E = 0.1	4
005	48.03569.00	GROSS REG. DISC 110X66-0, 25	4
006	48.03570.02	AXLE D40XD110X54.5	2
007	710.20000.67	NUT DIN935 M20x1,5	2
008	401.05060.60	PIN	2
009	901.08000.33	GREASER DIN71412-A M8x1,25	2
010	48.03408.00	AXLE 25X263	2
011	101.10000.67	D10 WASHER DIN125	16
012	104.10000.00	WASHER DIN7980 D10	4
013	617.10025.87	SCREW DIN960 M10X25X1.25	4
014	48.03305.00	REDUCED HEAD SCREW DIN 931	1
015	46.03450.00	CAP Ø18.5xØ25x70	1
016	101.18000.67	BEARING DIN125 M18	1
017	711.18000.66	NUT DIN982 M18	1

018	914.42000.00	42 BR RING DIN2200 D1	1
019	941.20028.01	BALL JOINT. GE 20 FO-2RS INA	1
020	48.03586.00	SPECIAL SCREW DIN 931 M12X74	2
021	101.12000.67	WASHER DIN 125 D12	2
022	711.12000.66	NUT DIN982 M12	2
023	604.18100.87	SCREW DIN 931 M18X100	1
024	101.18000.67	BEARING DIN125 M18	2
025	46.03450.00	CAP Ø18.5xØ25x70	1
026	711.18000.67	NUT DIN982 M18	1
027	48.03566.00	SHAFT CIL/ROS D20X78	2
028	48.03565.00	D20-D20X150 CURVE ROD	2
029	710.20000.67	NUT DIN935 M20x1,5	2
030	401.04030.60	SPLIT PIN DIN94 4x30	2
031	48.06220.02	CYLINDER D / E D50X580	1
032	601.10030.87	SCREW. DIN912 M10x30	4
033	711.10000.66	SHOCK ABSORBER	4
034	16.01023.00	L BALL	2
035	708.24000.67	NUT DIN934 M24x1.5	2
036	48.06231.00	BAR. UNION D40X755 WHEELS	1

48775336 -- XXXXXXXX

03. TRANSMISSION / GUIDELINE FRONT AXLE (03)

FIGURE	REFERENCE	DENOMINATION	AMOUNT
037	48.06230RE00	BAR UNION WHEELS D40X755	1
038	201.02453.50	JOINT DIN3770 24,5x30,5x3 (PU)	4
039	101.20000.67	WASHER DIN 125 D20	2
040	48.03407.00	DISCHARGE VALVE GREASE M10X1	2

48775336 -- XXXXXXXX

04. CHASSIS / FRAME (01)

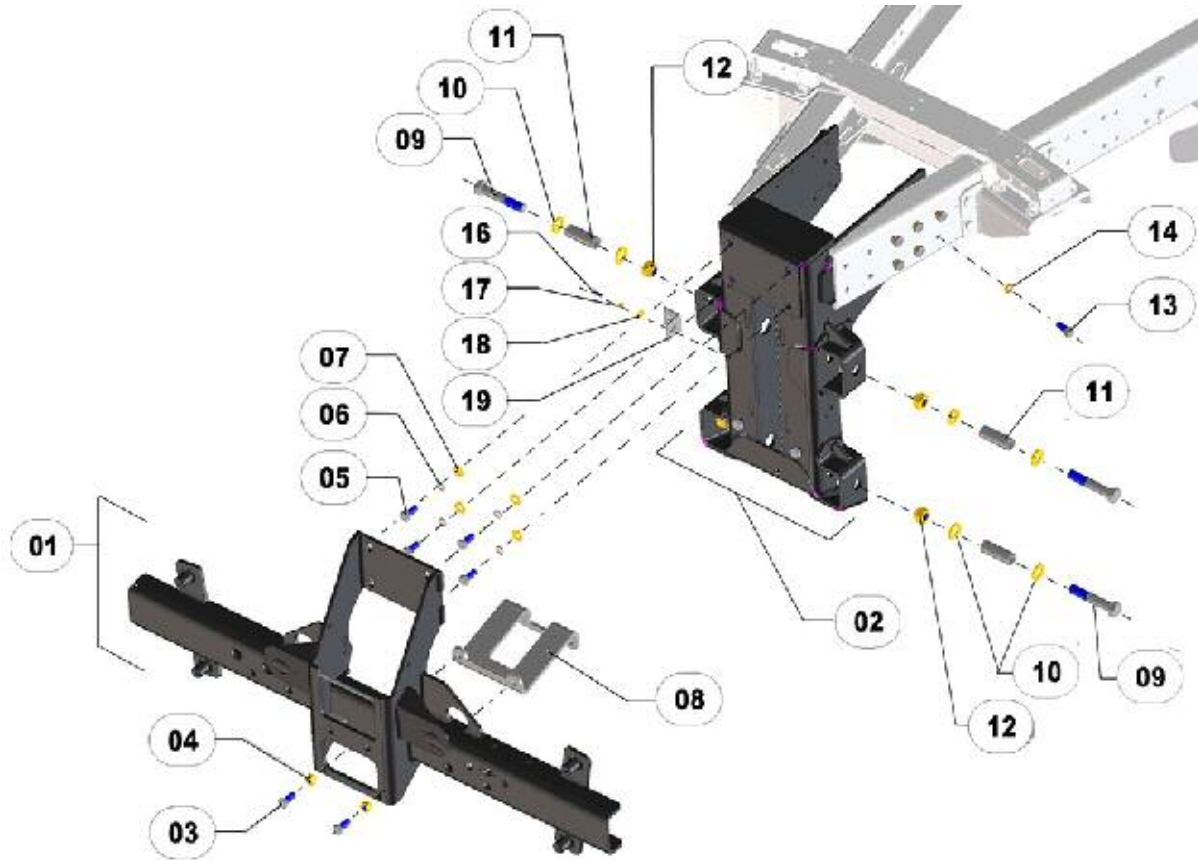


FIGURE	REFERENCE	DENOMINATION	AMOUNT
001	48.04223.02	SOP. PAS. FOR. 1170X486.5X179	1
002	48.04140.03	COLUMN SET BACK	1
003	603.12030.87	SCREW DIN933 M12x30	4
004	711.12000.66	NUT DIN982 M12	4
005	603.12030.87	SCREW DIN933 M12x30	4
006	104.12000.00	WASHER DIN7980 D12	4
007	101.12000.67	WASHER DIN 125 D12	4
008	48.04293.00	STRENGTHENING HITCH BALL	1
009	604.18100.87	SCREW DIN 931 M18X100	4
010	101.18000.67	BEARING DIN125 M18	8
011	46.03450.00	CAP Ø18.5xØ25x70	4
012	711.18000.66	NUT DIN982 M18	4
013	603.12030.87	SCREW DIN933 M12x30	12
014	120.00012.66	SAFETY WASHER D12	12
016	603.06020.87	SCREW DIN933 M6x20	1
017	104.06000.00	WASHER DIN7980 D6	1
018	112.06000.67	CIR-CLIP DIN9021 D6	1
019	15.01993.00	BRACKET ANG.	1

48775336 -- XXXXXXXX

04. CHASSIS / FRAME (02)

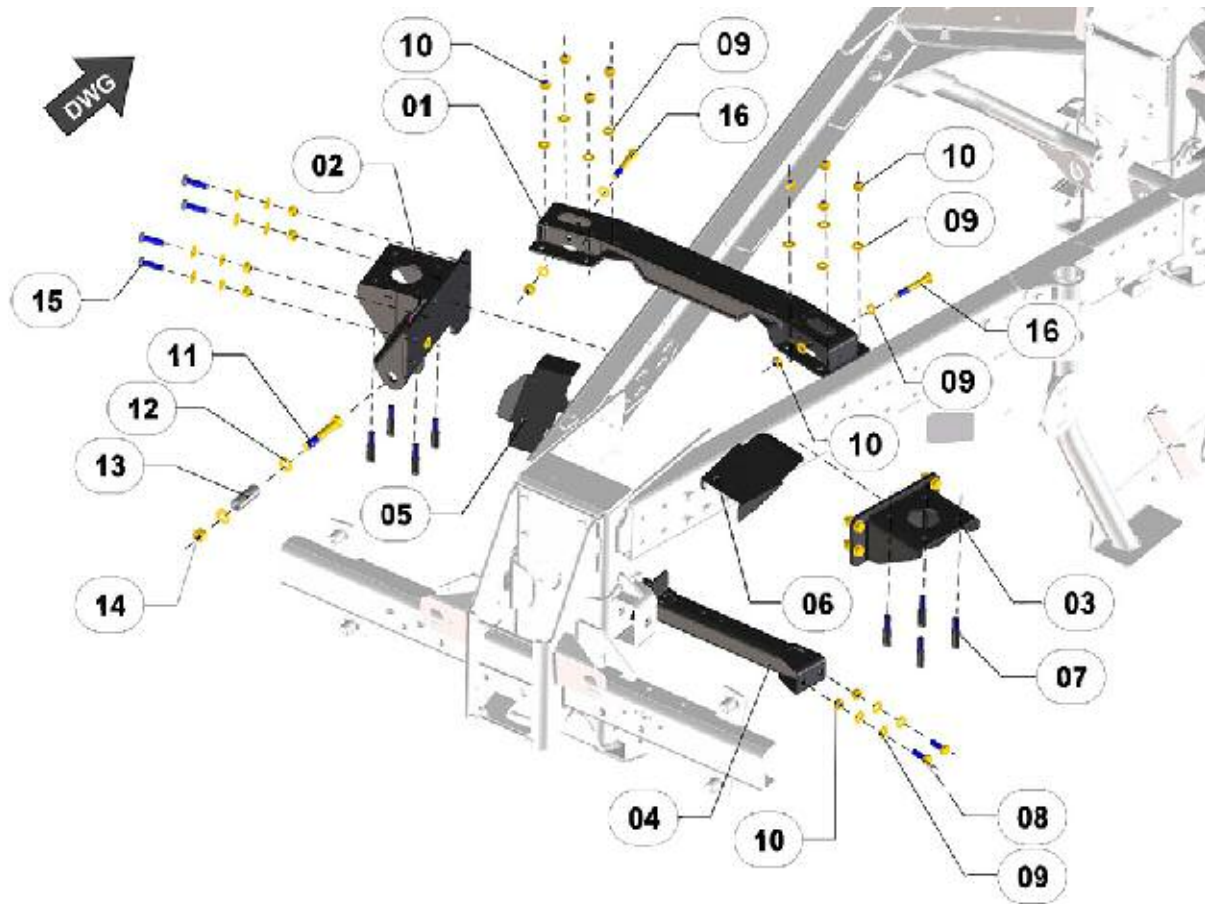


FIGURE	REFERENCE	DENOMINATION	AMOUNT
001	48.04350.01	BACK TOP CROSSBAR	1
002	48.04172.00	SOP. PAS. FOR. 235X147X162	1
003	48.04173.01	SUPPORT RIGHT REAR SHOCK ABSORBER	1
004	48.04348.00	Voyage \ O REAR LOWER	1
005	48.04289.00	SUPPORT	1
006	48.04288.00	SUPPORT	1
007	48.04346.00	ROD. M12 THREADED	8
008	603.12035.87	SCREW M12x35	4
009	101.12000.67	WASHER DIN 125 D12	32
010	711.12000.66	NUT DIN982 M12	22
011	604.16100.86	SCREW DIN931	1
012	101.16000.67	WASHER DIN125 D16	2
013	48.01202.00	ASSEMBLY TRAIN. SILENT-BLOCK	1
014	711.16000.66	NUT DIN982 M16 8.8 K	1
016	604.12085.87	SCREW DIN931 M12X85	2

48775336 -- XXXXXXXX

04. CHASSIS / FRAME (03)

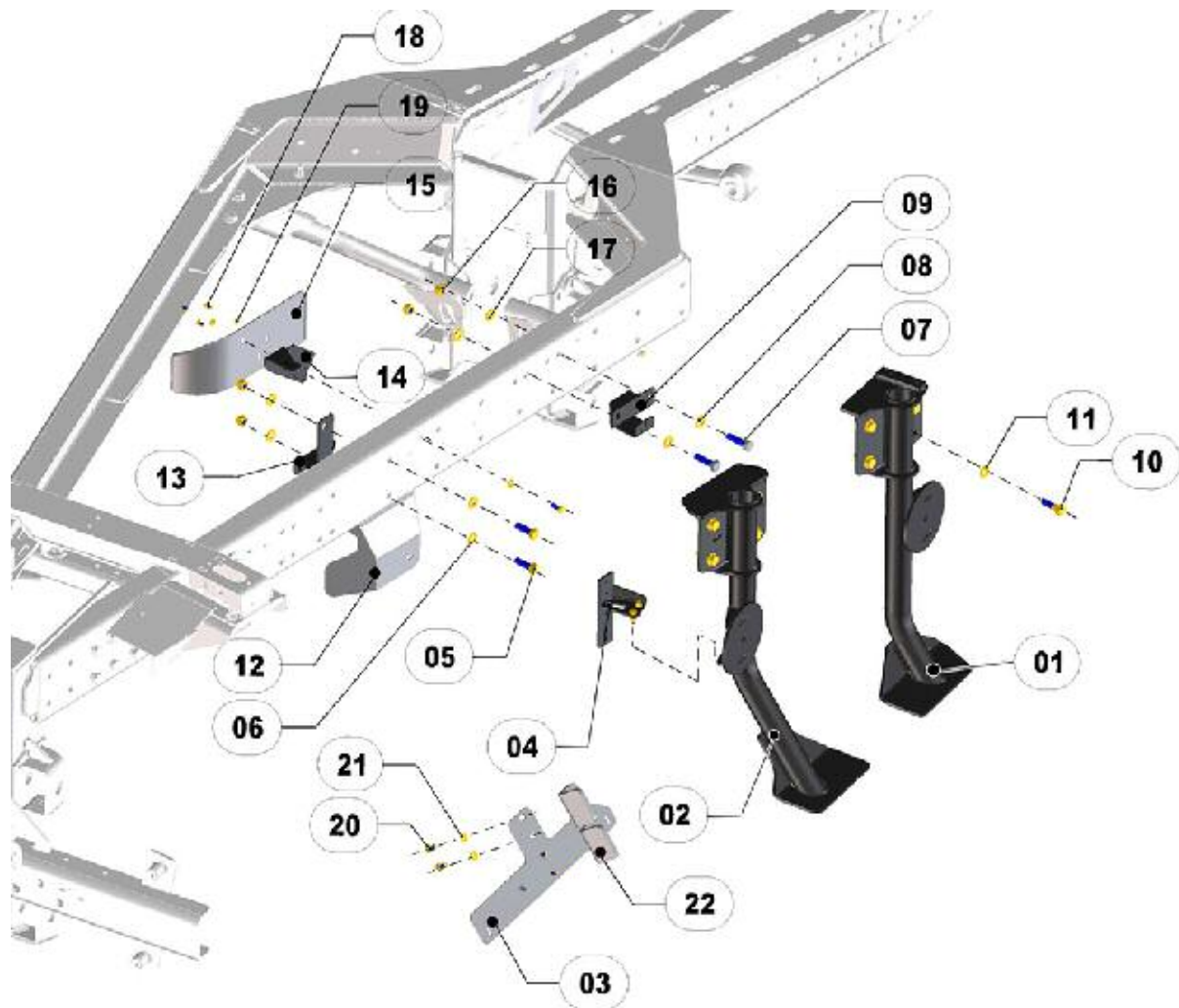


FIGURE	REFERENCE	DENOMINATION	AMOUNT
001	48.04205.01	OIL TANK FIXING SUPPORT	1
002	48.04206.01	OIL TANK SUPPORT	1
003	48.04287.00	SOP. PAS. REC. 475X85X3	1
004	48.04299.00	SUPPORT	1
005	603.12040.87	SCREW DIN933 M12x40	2
006	101.12000.67	WASHER DIN 125 D12	4
007	603.12045.87	SCREW M12x45	2
008	101.12000.67	WASHER DIN 125 D12	2
009	48.04296.00	HYDRAULIC HOSES SUPPORT	1
010	604.12040.87	SCREW DIN 931 M12x40	8
011	101.12000.67	WASHER DIN 125 D12	8
012	48.04283.00	PROTECTOR EXHAUST INSULATING	1
013	48.04284.00	SUPPORT FIXING THERMAL PROTECTOR	1
014	48.02005.00	PROTECTOR SUPPORT	1
015	48.02008.00	PROTECTEUR TERMICO	1
016	711.12000.66	NUT DIN982 M12	4

017	101.12000.67	WASHER DIN 125 D12	4
018	603.06010.87	SCREW DIN933 M6x10	3
019	101.06000.66	WASHER DIN125 D6	3
020	603.08015.87	SCREW DIN933 M8x15	4
021	104.08000.00	WASHER DIN7980 D8	4
022	48.08124.00	SOP. PAS. FOR. 103X70X10	2

48775336 -- XXXXXXXX

04. CHASSIS / FRAME (04)

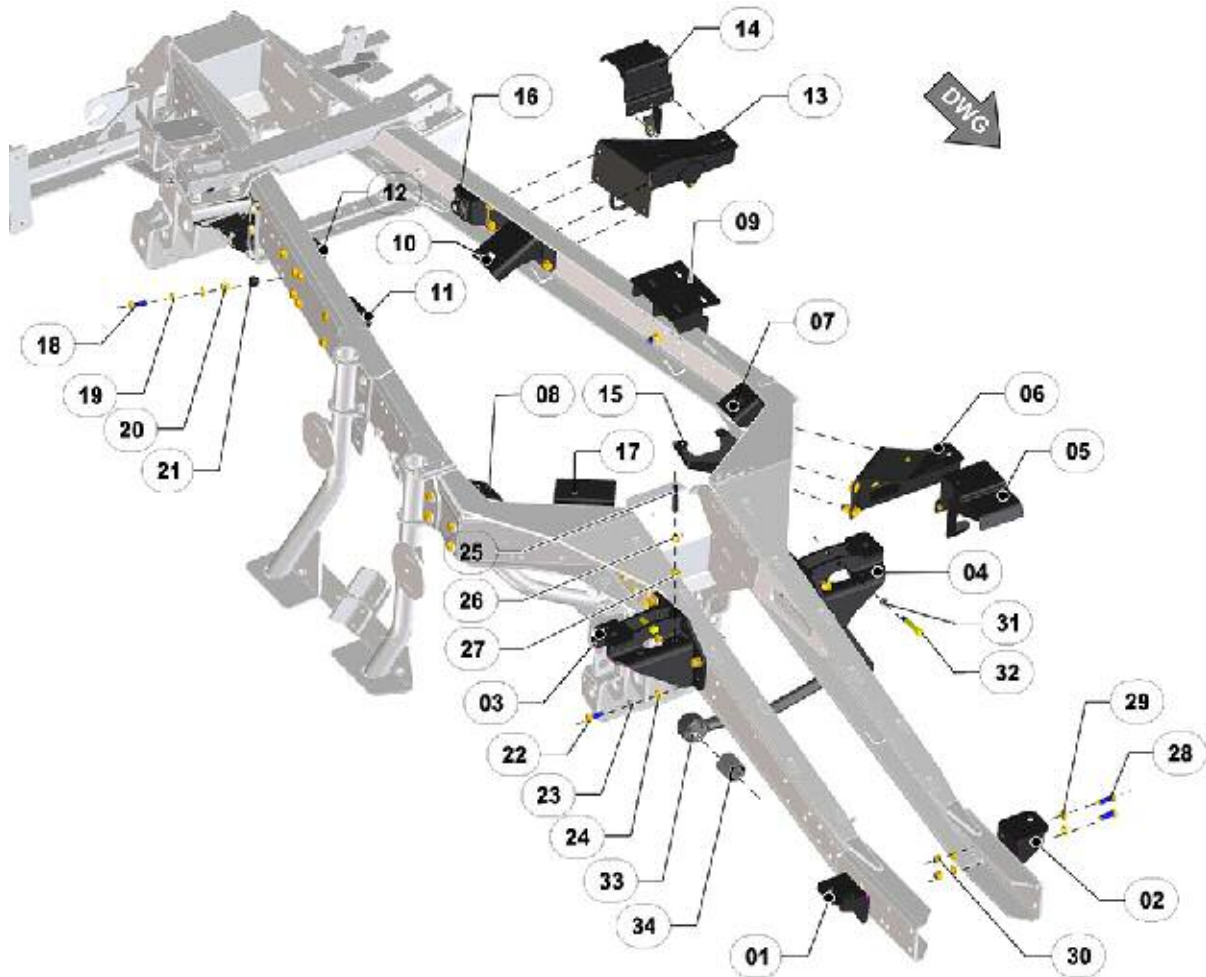


FIGURE	REFERENCE	DENOMINATION	AMOUNT
001	48.04225.01	CABIN SUPPORT	1
002	48.04226.01	FIXING SUPPORT CABIN	1
003	48.04182.00	SOP. FRONT SHOCK. DER.	1
004	48.04180.00	SOP. FRONT SHOCK. LEFT.	1
005	48.04185.00	SUPPORT	1
006	48.04213.01	SUPPORT	1
007	48.04202.01	FRONT LEFT ENGINE SUPPORT	1
008	48.04201.01	ENGINE SUPPORT RIGHT FRONT	1
009	48.04270.02	SUPPORT RIGHT	1
010	48.04204.00	REAR LEFT ENGINE SUPPORT	1
011	48.04203.01	SUPPORT	1
012	48.04195.02	TORQUE ARTICULATION SUPPORT RIGHT	1
013	48.04217.02	SUPPORT RADIATOR	1
014	48.04186.00	SUPPORT	1
015	48.02425.01	SUPPORT	1
016	48.04194.01	JOINT SUPPORT LEFT TORSION	1
017	48.04297.01	SUPPORT	1

018	603.12035.87	SCREW M12x35	46
019	101.12000.67	WASHER DIN 125 D12	92
020	711.12000.66	NUT DIN982 M12	46
021	48.08119.00	PLUG	46
022	604.12035.87	SCREW DIN 931 M12x35	10
023	104.12000.00	WASHER DIN7980 D12	10
024	101.12000.67	WASHER DIN 125 D12	10
025	48.04346.00	ROD. M12 THREADED	8
026	711.12000.66	NUT DIN982 M12	8
027	101.12000.67	WASHER DIN 125 D12	8
028	603.12035.87	SCREW M12x35	4
029	101.12000.67	WASHER DIN 125 D12	2
030	711.12000.66	NUT DIN982 M12	4
031	720.12000.66	NUT M12 DIN985 AUTOLOCKING	2
032	48.03586.00	SPECIAL SCREW DIN 931 M12X74	2
033	48.04345.00	BAR. FRONT PANHARD	1
034	48.04255.00	BUSHING SILENTBLOCK D25XD50	2

48775336 -- XXXXXXXX

04. CHASSIS / FRAME (04)

CHASSIS: 80745

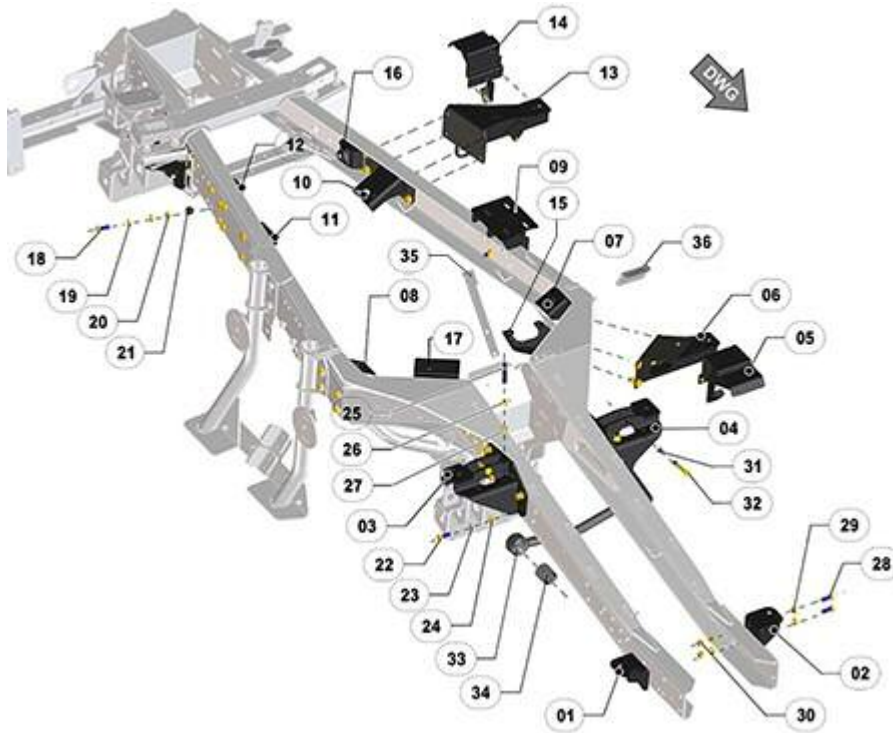


FIGURE	REFERENCE	DENOMINATION	AMOUNT
001	48.04225.01	CABIN SUPPORT	1
002	48.04226.01	FIXING SUPPORT CABIN	1
003	48.04182.00	SOP. FRONT SHOCK. DER.	1
004	48.04180.00	SOP. FRONT SHOCK. LEFT.	1
005	48.04185.00	SUPPORT	1
006	48.04213.01	SUPPORT	1
007	48.04202.01	FRONT LEFT ENGINE SUPPORT	1
008	48.04201.01	ENGINE SUPPORT RIGHT FRONT	1
009	48.04270.02	SUPPORT RIGHT	1
010	48.04204.00	REAR LEFT ENGINE SUPPORT	1
011	48.04203.01	SUPPORT	1
012	48.04195.02	TORQUE ARTICULATION SUPPORT RIGHT	1
013	48.04217.02	SUPPORT RADIATOR	1
014	48.04186.00	SUPPORT	1
015	48.02425.01	SUPPORT	1
016	48.04194.01	JOINT SUPPORT LEFT TORSION	1
017	48.04297.01	SUPPORT	1
018	603.12035.87	SCREW M12x35	46
019	101.12000.67	WASHER DIN 125 D12	92
020	711.12000.66	NUT DIN982 M12	46
021	48.08119.00	PLUG	46

022	604.12035.87	SCREW DIN 931 M12x35	10
023	104.12000.00	WASHER DIN7980 D12	10
024	101.12000.67	WASHER DIN 125 D12	10
025	48.04346.00	ROD. M12 THREADED	8
026	711.12000.66	NUT DIN982 M12	8
027	101.12000.67	WASHER DIN 125 D12	8
028	603.12035.87	SCREW M12x35	4
029	101.12000.67	WASHER DIN 125 D12	2
030	711.12000.66	NUT DIN982 M12	4
031	720.12000.66	NUT M12 DIN985 AUTOLOCKING	2
032	48.03586.00	SPECIAL SCREW DIN 931 M12X74	2
033	48.04345.00	BAR. FRONT PANHARD	1
034	48.04255.00	BUSHING SILENTBLOCK D25XD50	2
035	48.11270.00	FIXING SUPPORT	1
036	48.11271.00	FIXING SUPPORT	1

48775336 -- XXXXXXXX

04. CHASSIS / SUPPORTS (01)

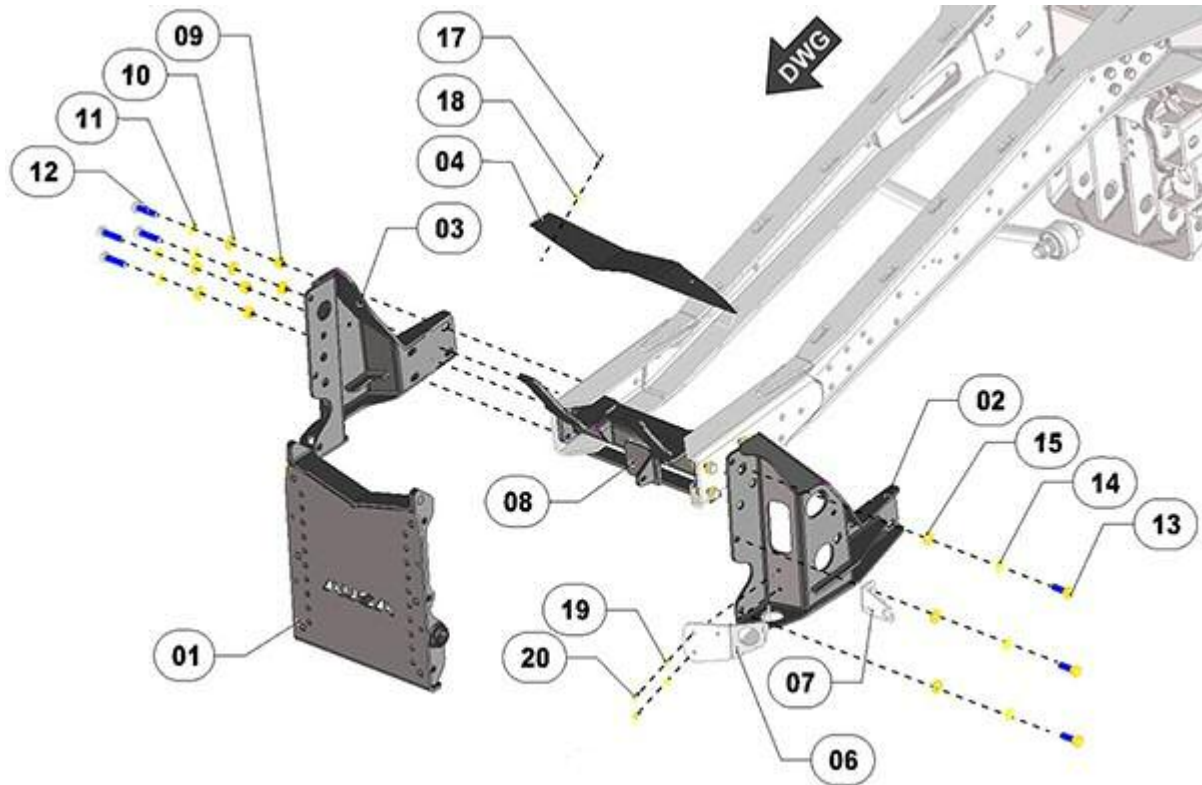


FIGURE	REFERENCE	DENOMINATION	AMOUNT
001	48.13635.00	PLATE TOOL CARRIER	1
002	48.13626.00	SUPPORT PLATE LEFT 423X364X94	1
003	48.13625.00	SUPPORT PLATE RIGHT 423X364X94	1
004	48.13640.00	COVER.	1
006	48.13046.01	CONNECTOR FIXING BRACKET	1
007	48.13623.00	SENSOR FIXING SUPPORT	1
008	48.13620.02	TRAVESA \ O LINK 332X25X235	1
009	711.12000.66	NUT DIN982 M12	8
010	101.12000.67	WASHER DIN 125 D12	8
011	104.12000.67	SCREW. M12x45 DIN7980 12K	8
012	603.12045.87	SCREW M12x45	8
013	617.12035.97	SCREW DIN960 M12X35X1.5 12K	6
014	104.12000.67	SCREW. M12x45 DIN7980 12K	3
015	101.12000.66	WASHER DIN125 D12	3
017	630.05010.97	SCREW. M5x10 ISO7380	4
018	112.05000.67	WASHER D5	4
019	104.06000.00	WASHER DIN7980 D6	2
020	603.06015.87	SCREW DIN933 M6x15	2

48775336 -- XXXXXXXX

04. CHASSIS / SUPPORTS (02)

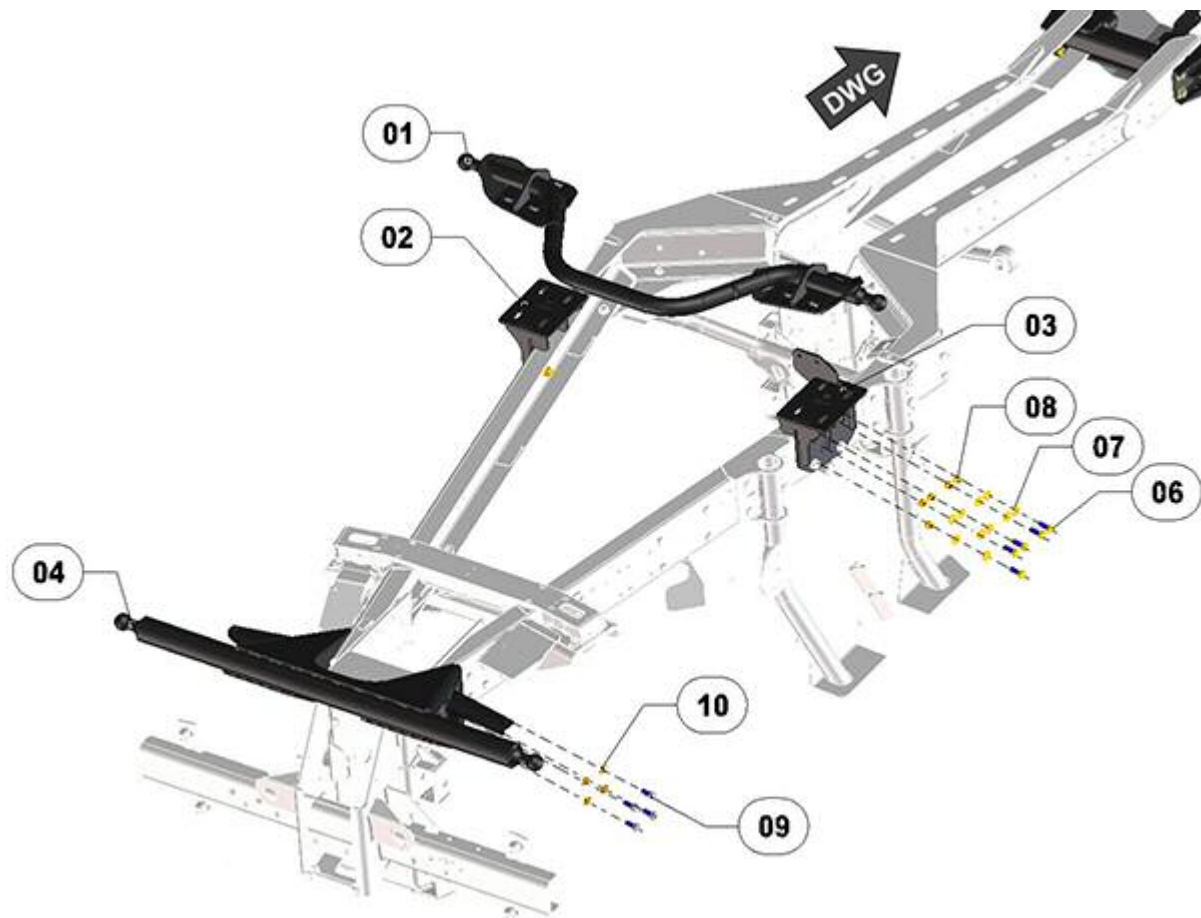


FIGURE	REFERENCE	DENOMINATION	AMOUNT
001	48.04272.03	CHASSIS ENGINE	1
002	48.04280.03	FIXED SUPPORT LEFT	1
003	48.04270.02	SUPPORT RIGHT	1
004	48.04222.00	SOP. FIXING D63X1180	1
006	603.12035.87	SCREW M12x35	10
007	101.12000.67	WASHER DIN 125 D12	20
008	711.12000.66	NUT DIN982 M12	10
009	603.12030.87	SCREW DIN933 M12x30	8
010	120.00012.66	SAFETY WASHER D12	8

48775336 -- XXXXXXXX

04. CHASSIS / SUSPENSION (01)

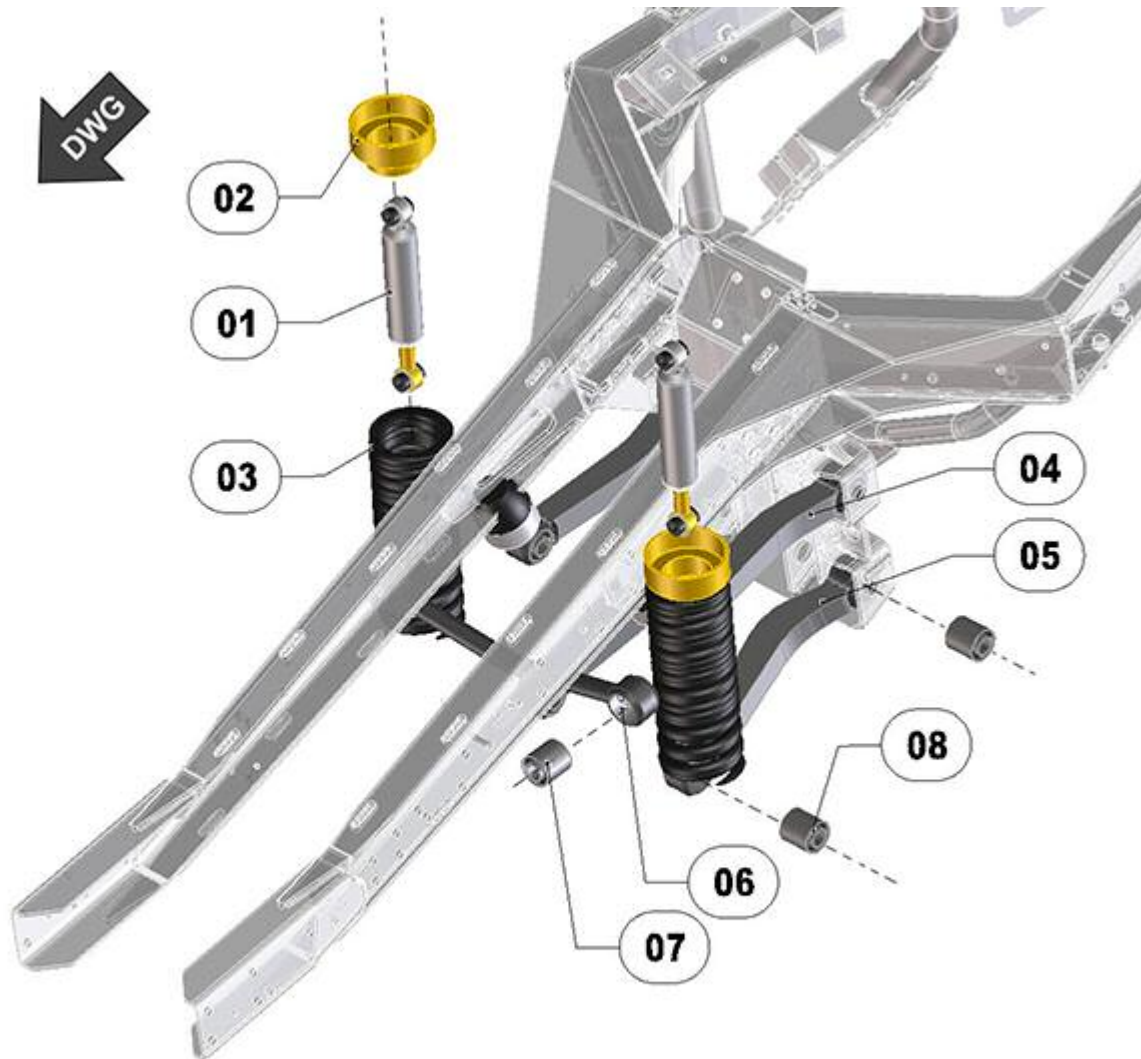


FIGURE	REFERENCE	DENOMINATION	AMOUNT
001	48.04304.01	SHOCK ABSORBER	2
002	48.04178.00	SUSPENSION DRUM SEPARATOR	2
003	48.04311.00	SPRING COMP. 14KG/MM	2
004	48.04343.00	ROD 400X65X48	2
005	48.04345.00	BAR. FRONT PANHARD	2
006	48.04345.00	BAR. FRONT PANHARD	1
007	46.04255.01	BUSH D25XD50X56	2

48775336 -- XXXXXXXX

04. CHASSIS / SUSPENSION (02)

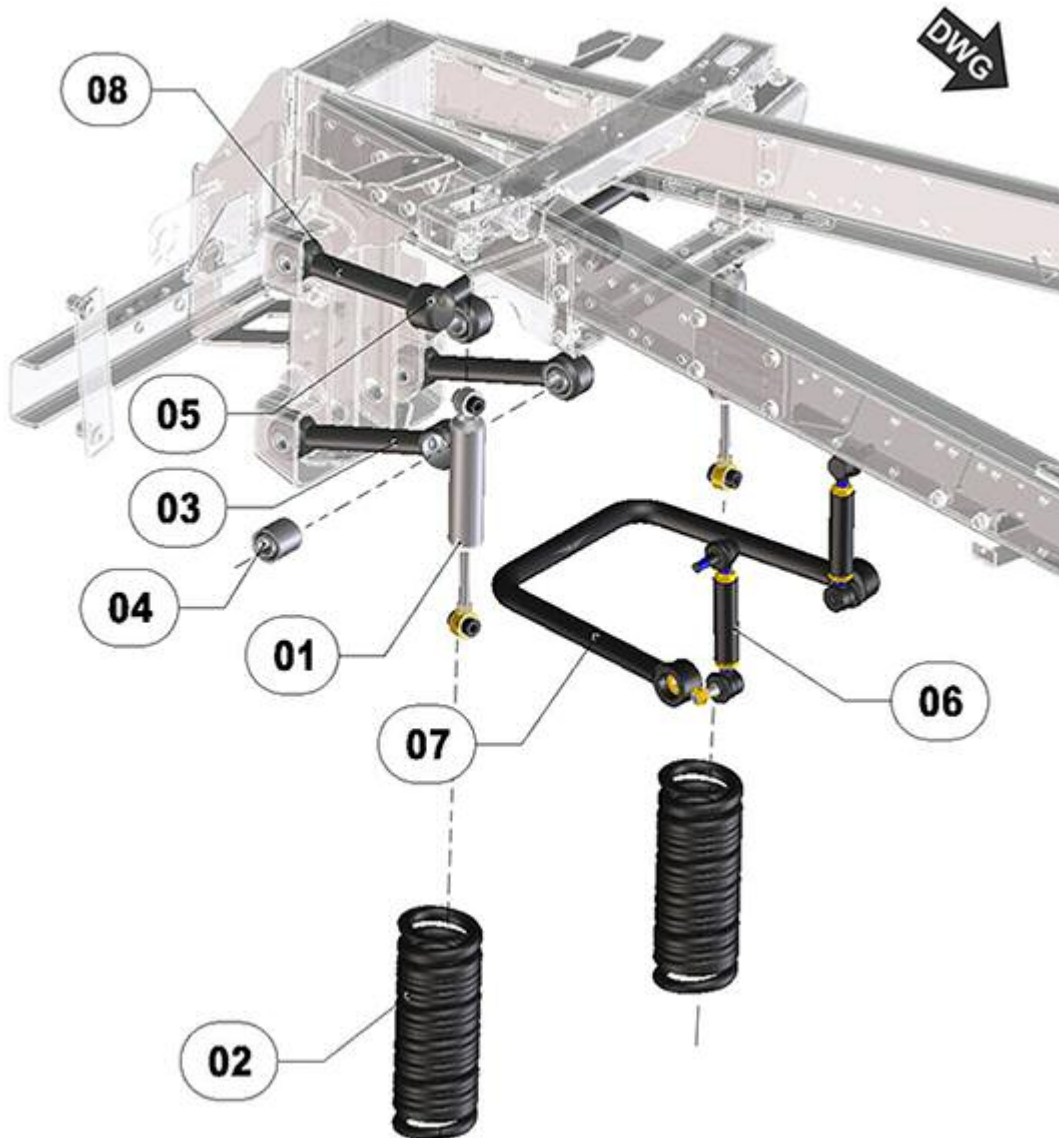


FIGURE	REFERENCE	DENOMINATION	AMOUNT
001	48.04323.01	SHOCK ABSORBER 349X99	2
002	48.04311.00	SPRING COMP. 14KG/MM	2
003	48.04340.00	ROD 342X65X48	2
004	48.04255.00	BUSHING SILENTBLOCK D25XD50	8
005	48.04344.01	BAR. BACK PANHARD	1
006	48.04322.01	SWINGARM BRACKET TORSION	2
007	48.04326.02	STABILIZER BAR	1
008	48.04341.00	ROD 365X65X48	2

48775336 -- XXXXXXXX

05. BRAKE ACTUATING / FOOT (01)

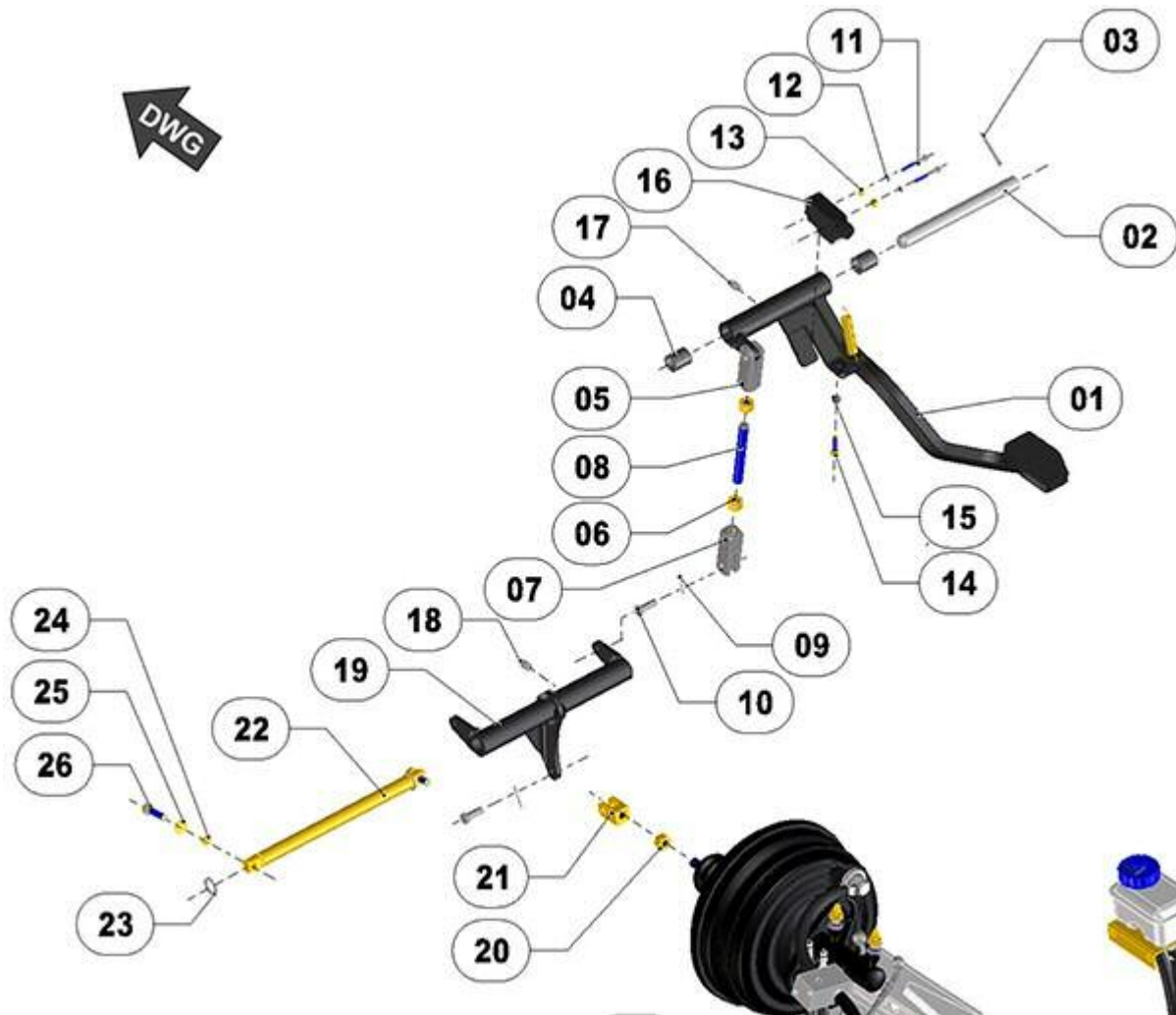


FIGURE	REFERENCE	DENOMINATION	AMOUNT
001	48.05112.00	BRAKE PEDAL COND. RIGHT	1
002	48.05116.00	SHAFT CIL / CIL D18X182	1
003	401.04040.60	PIN	1
004	48.05125.00	BUSHING. D22XD18X25	2
005	15.00719.10	ART. FORK	1
006	701.12000.67	NUT DIN934 M12x1,75	2
007	15.00719.10	ART. FORK	1
008	48.05117.00	STUD. M12X1, 75 L100	1
009	401.02025.60	PIN DIN94 2x25	3
010	01.00514.01	AXLE CIL/CPA 14x8x28	3
011	601.04035.87	SCREW. DIN912 M4X35	2
012	101.04000.67	WASHER DIN125 D4	2
013	711.04000.66	NUT	2
014	603.06025.87	SCREW DIN933 M6x25	1
015	701.06000.67	NUT DIN934 M6x1	1
016	46.11052.00	SWITCH HAND BRAKE wire CONNECTIONS	1

017	901.08000.33	GREASER DIN71412-A M8x1,25	1
018	901.08000.33	GREASER DIN71412-A M8x1,25	1
019	48.05114.00	SOP. ART. BRAKE D30X233	1
020	701.12000.67	NUT DIN934 M12x1,75	1
021	48.05113.00	FORK D8X25	1
022	48.05115.00	SHAFT CIL / CIL D18X261	1
023	904.18000.00	RING DIN471 E18	2
024	104.08000.00	WASHER DIN7980 D8	2
025	101.08000.67	WASHER DIN125 D8	2
026	603.08030.87	SCREW DIN933 M8x30	2

48775336 -- XXXXXXXX

05. BRAKE ACTUATING / FOOT (02)

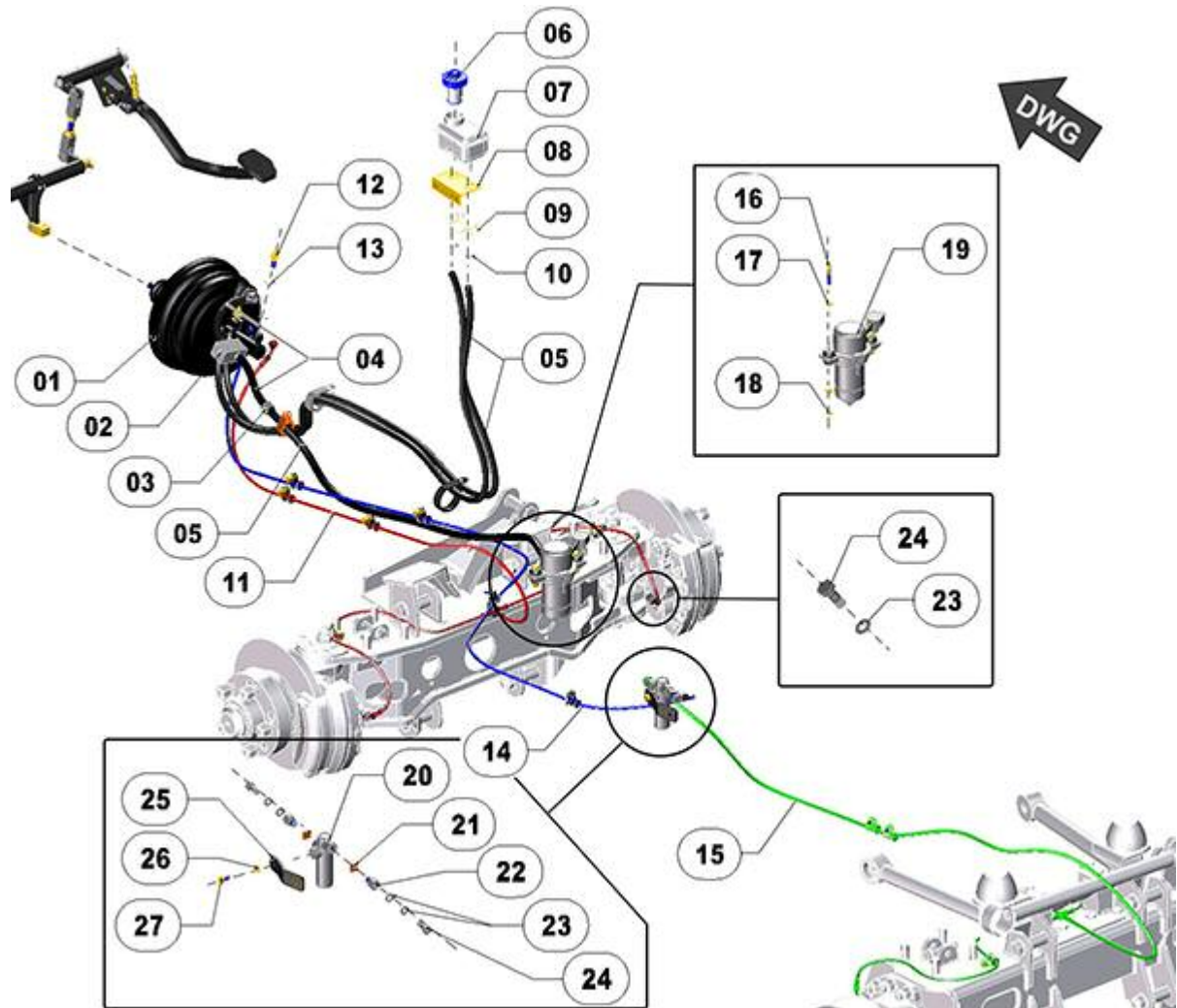


FIGURE	REFERENCE	DENOMINATION	AMOUNT
001	46.05042.01	SERVO BRAKE ASSY	1
002	48.05137.01	EMPTY SENSOR FIXATION SUPPORT	1
003	48.13035.00	NON-RETURN VALVE	1
004	491.00010.00	HOSE INTERNAL D10	2
005	491.00008.00	HOSE D8	3
006	46.05022.00	CAP	1
007	46.05020.00	BRAKE LIQUIDE TANK	1
008	46.05015.00	ANGULAR SUPPORT	1
009	46.05016.00	CLIP	2
010	948.01308.00	SPRING CLAMP Ø13	2
011	48.05132.00	BRAKE TUBE SET	1
012	48.05119.00	ROD REC.10 M10XD8X80	2
013	106.10000.20	WASHER CU 10x16x1,5 DIN7603A	4
014	48.05135.00	REAR BRAKE HOSE	1
015	48.05132.00	BRAKE TUBE SET	1

016	604.06045.87	SCREW M6X45 DIN931	2
017	101.06000.67	WASHER DIN125 D6	4
018	701.06000.66	NUT DIN934 M6X1	2
019	48.05130.00	BRAKE PUMP	1
020	48.05191.00	RELIEF VALVE BRAKE	1
021	106.12000.20	WASHER CU	2
022	46.51211.00	ELBOW M / F	2
023	106.10000.20	WASHER CU 10x16x1,5 DIN7603A	12
024	46.01065.01	FITTING SCREW SIMPLE M10x1	6
025	48.05136.02	SUPPORT	1
026	104.08000.00	WASHER DIN7980 D8	1
027	603.08015.87	SCREW DIN933 M8x15	1

48775336 -- XXXXXXXX

06. HYDRAULIC DIRECTION

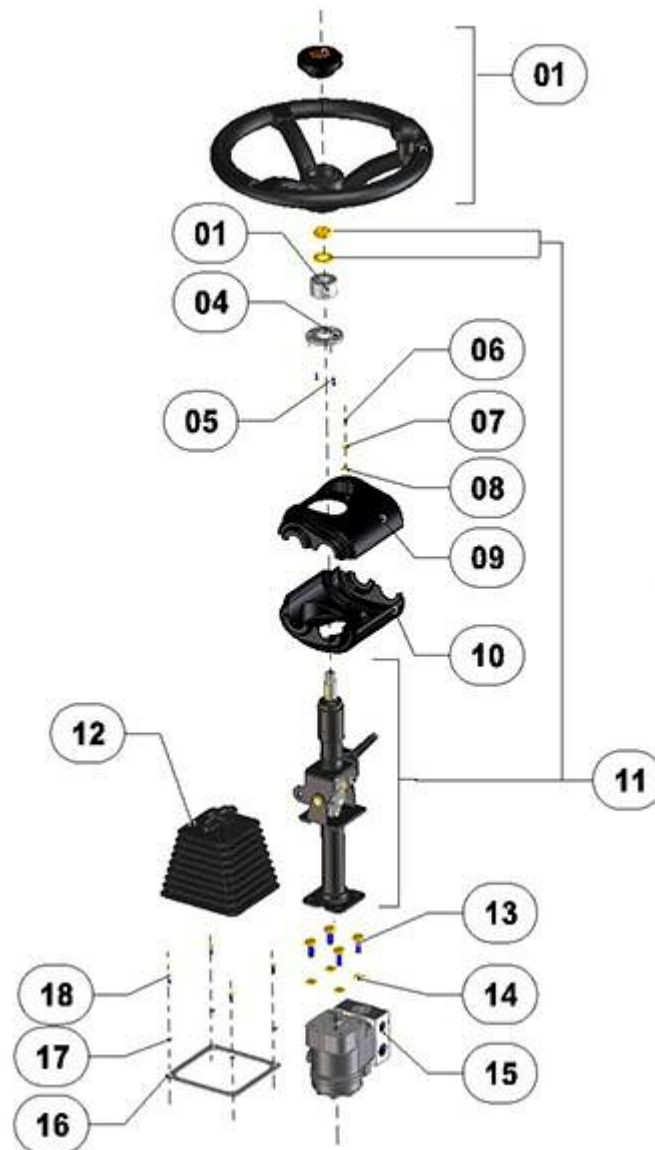


FIGURA	REFERENCIA	DENOMINACIÓN	CANTIDAD
001	46.06356.02	STEERING WHEEL WITH KNOB	1
004	48.06209.00	PLATE RET. INT. D64XD26X18	1
005	630.04015.97	SCREW M4x15 ISO7380	2
006	630.05010.97	SCREW. M5x10 ISO7380	4
007	101.05000.67	WASHER DIN125 D5	4
008	112.05000.67	WASHER D5	4
009	48.08320.00	FLYWHEEL HOUSING SUP.	1
010	48.08321.00	FLYWHEEL HOUSING INF.	1
011	48.06211.00	DIRECTION COLUMN STRUCTURE	1
012	48.06212.00	RUBBER PROTECTOR	1
013	603.10025.87	SCREW DIN933 M10x25	4
014	104.10000.00	WASHER DIN7980 D10	4

015	35.06011.00	HIDROSTATIC DIRECT. 50cc	1
016	48.07333.00	REINFORCEMENT 143X143X1.5	1
017	104.05000.00	WASHER DIN7980 D5	4
018	630.05015.97	ISO 7380 SCREW M5x15	4

48775336 -- XXXXXXXX

07. WHEELS



FIGURA	REFERENCIA	DENOMINACIÓN	CANTIDAD
001	48.07200DE00	MOUNTED WHEEL 225/70R15C	2
001	48.07200IZ00	WHEEL MOUNTED 225 / 70R15C	1
002	48.07102.00	RIM 15" OFFSET +30	1

48775336 -- XXXXXXXX

08. BODYWORK / PROTECTORS (01)

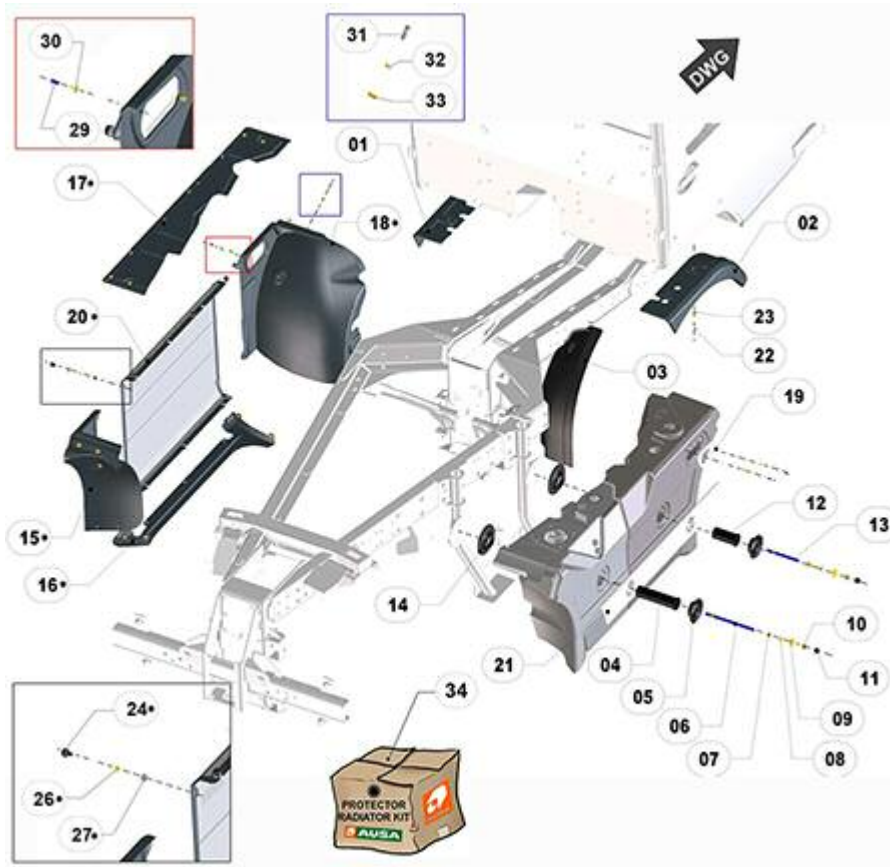


FIGURA	REFERENCIA	DENOMINACIÓN	CANTIDAD
001	48.08312.00	LEFT WHEEL COVER	1
002	48.08311.00	RIGHT WHEEL COVER	1
003	48.08342.01	INTERNAL WHEEL STEP PLATE	1
004	48.08112.00	SUPPORT Ø50X196	1
005	32.08110.01	RUBBER CAP Ø108X36	2
006	48.08114.00	DIPSTICK. M12XM12XD12X248	1
007	702.12000.67	NUT DIN 936 M12x175	2
008	101.12000.67	WASHER DIN 125 D12	2
009	112.12000.67	WASHER DIN9021 D 12X36	2
010	711.12000.66	NUT DIN982 M12	2
011	48.08119.00	PLUG	2
012	48.08111.00	SOP. FIXING Ø50X113.5	1
013	48.08113.00	ROD. M12XM12XD12X165	1
014	32.08110.00	BUSHING, RUBBER Ø140x36	2
015	48.08337.02	BACK COVER RADIATOR	1
016	48.08338.01	COVER LOWER RADIATOR	1
017	48.08339.02	COVER SUPERIOR RADIATOR	1
018	48.08341.01	COVER FRONT RADIATOR	1
019	48.11102.00	IRON BREAK. 181X100X2	2

020	48.08336.02	RADIATOR PROTECTION	1
021	48.08110.00	IRON DEP. 1011X130X34	1
022	112.06000.67	CIR-CLIP DIN9021 D6	6
023	711.06000.66	NUT DIN982 M6	6
024	966.08015.86	KNOB	10
026	101.10000.67	D10 WASHER DIN125	10
027	16.01155.00	GROMMET D11XD15XD19X4X8	10
029	630.06015.97	SCREW M6x15 ISO7380	4
030	101.06000.67	WASHER DIN125 D6	4
031	630.06025.96	SCREW ISO7380 M6x25	13
032	104.06000.00	WASHER DIN7980 D6	13
033	112.06000.66	WASHER DIN9021 D6	13
034	48.08336RE02	RADIATOR PROTECTOR KIT	1

48775336 -- XXXXXXXX

08. BODYWORK / PROTECTORS (02)

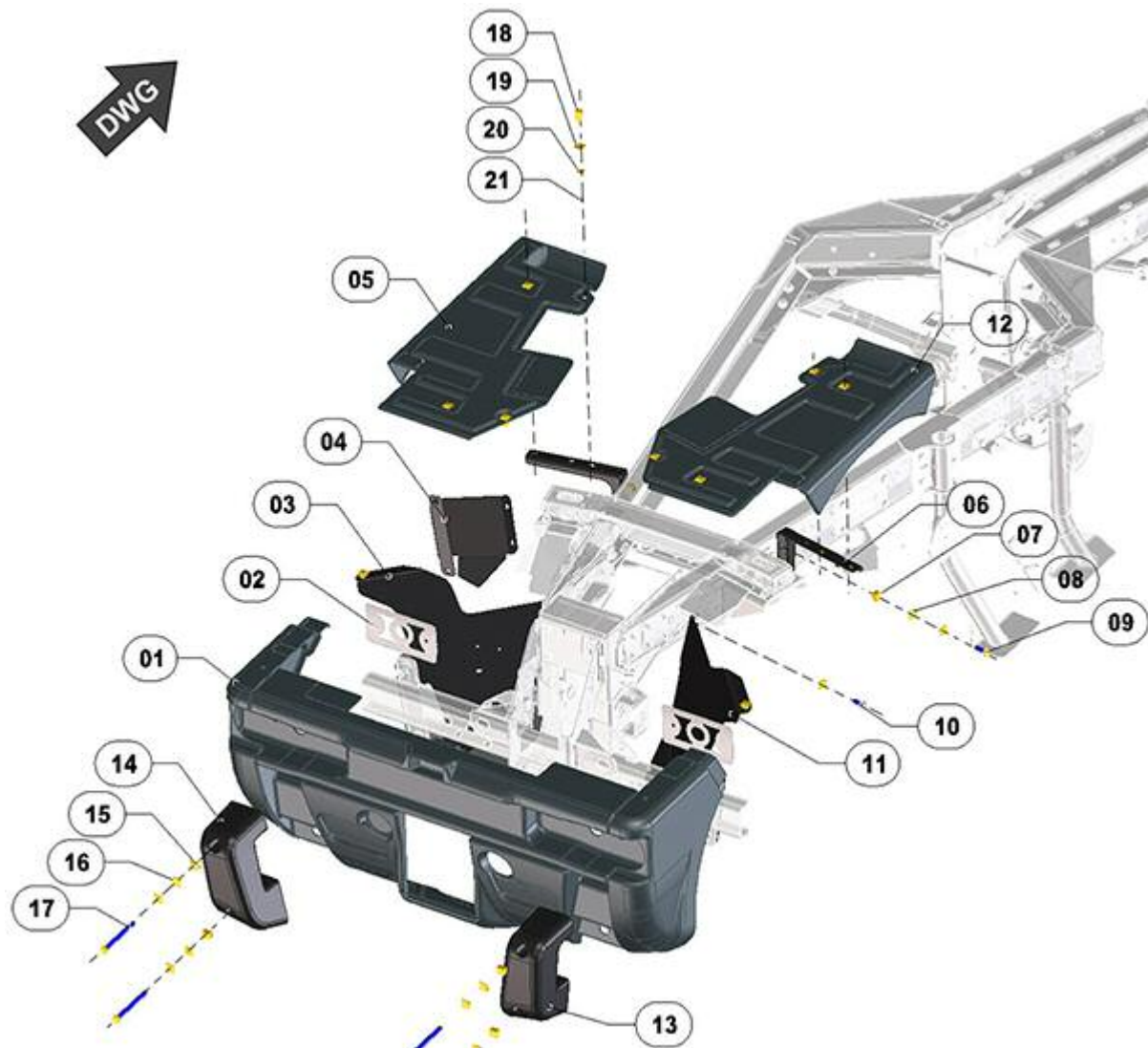


FIGURA	REFERENCIA	DENOMINACIÓN	CANTIDAD
001	48.08333.01	COVER POST. BMW200H	1
002	48.08349.00	SUPPORT	2
003	48.08150.01	LEFT BACK PLATE	1
004	48.08161.00	SUPPORT	1
005	48.08335.01	REAR LEFT SIDE 845X472X130	1
006	48.08102.01	SUPPORT 265X175X32	2
007	711.12000.66	NUT DIN982 M12	4
008	101.12000.67	WASHER DIN 125 D12	8
009	603.12035.87	SCREW M12x35	4
010	603.12030.87	SCREW DIN933 M12x30	2
011	48.08151.01	RIGHT BACK PLATE	1
012	48.08331.01	RIGHT SIDE REAR PLATE	1
013	48.08332.00	STOP. RUBBER DER. INF.	1
014	48.08334.00	STOP. RUBBER LEFT. INF.	1

015	711.12000.87	NUT DIN982 M12 C8	4
016	101.12000.67	WASHER DIN 125 D12	8
017	603.12140.87	SCREW DIN933 M12X140	4
018	630.08025.97	SCREW. M8x25 ISO7380	10
019	112.08000.67	WASHER DIN9021	10
020	101.08000.67	WASHER DIN125 D8	4
021	711.08000.66	NUT DIN982 M8	4

48775336 -- XXXXXXXX

08. BODYWORK / PROTECTORS (03)

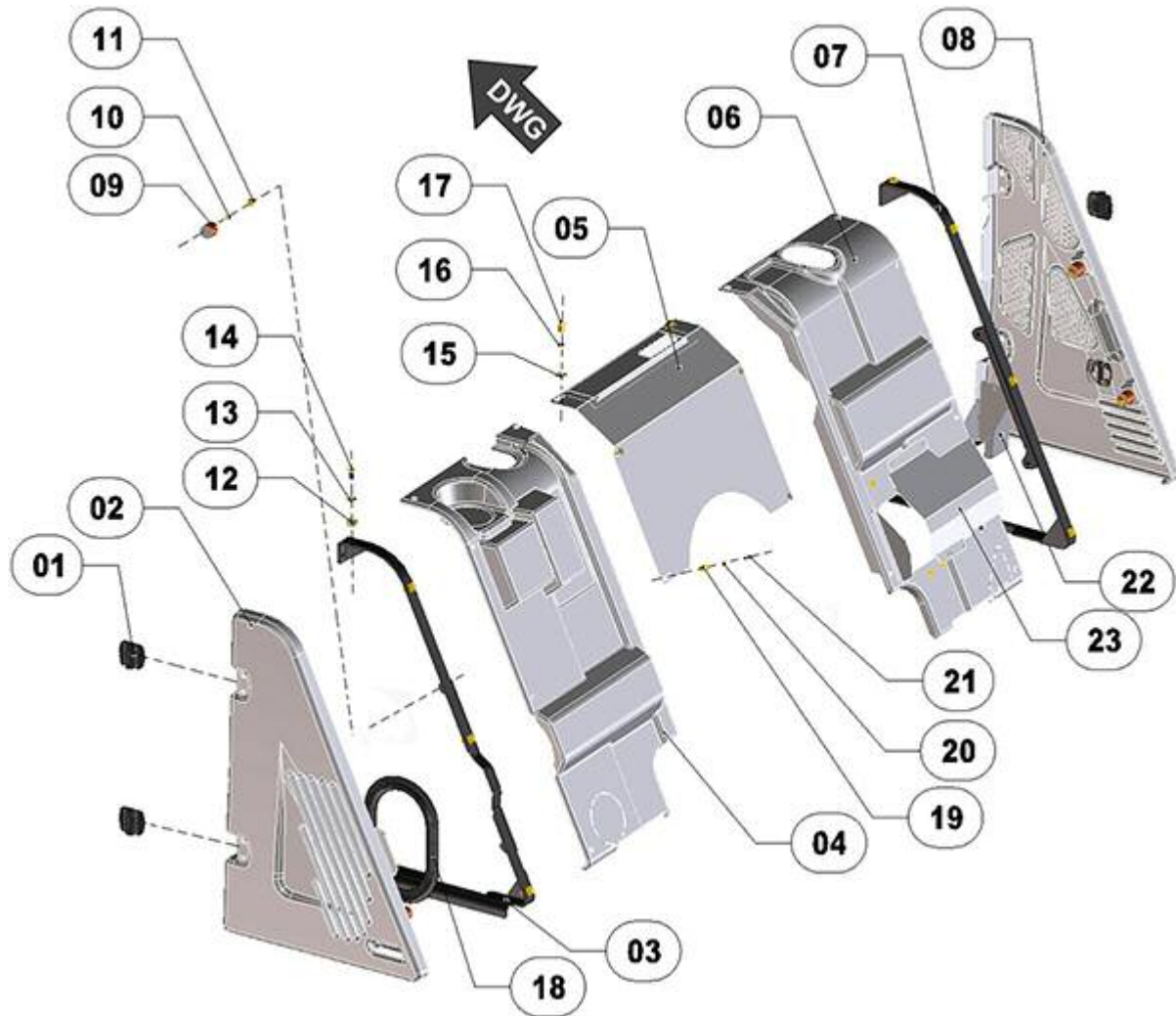


FIGURA	REFERENCIA	DENOMINACIÓN	CANTIDAD
001	48.08405.00	CHECK HINGE 150 °	4
002	48.08413.00	LEFT DOOR SERVICE BOX. E6	1
003	48.08407.02	COVERING BACK LEFT CABIN	1
004	48.08415.00	TOP LEFT E6 SERVICE BOX	1
005	48.13222.00	COVER SERVICE BOX	1
006	48.08416.00	COVER RIGHT BOX SERVICE E6	1
007	48.08406.01	COVERING RIGHT REAR CABIN	1
008	48.08414.00	RIGHT DOOR SERVICE BOX E6	1
009	39.08036.00	MAGNET	4
010	104.06000.00	WASHER DIN7980 D6	8
011	603.06010.86	SCREW DIN933 M6x10	4
012	711.08000.67	NUT DIN982 M8	9
013	101.08000.67	WASHER DIN125 D8	9
014	630.08020.97		9
015	112.06000.67	CIR-CLIP DIN9021 D6	2

016	104.06000.00	WASHER DIN7980 D6	8
017	630.06020.96	SCREW ISO7380 M6x20	2
018	472.00411.00	RUBBER PROFILE MAT.	1
019	48.08415.00	TOP LEFT E6 SERVICE BOX	3
020	104.06000.00	WASHER DIN7980 D6	8
021	630.06015.97	SCREW M6x15 ISO7380	5
022	48.08501.00	SUPPORT	1
023	48.08134.01	COVER	1

48775336 -- XXXXXXXX

08. BODYWORK / CABIN (01)

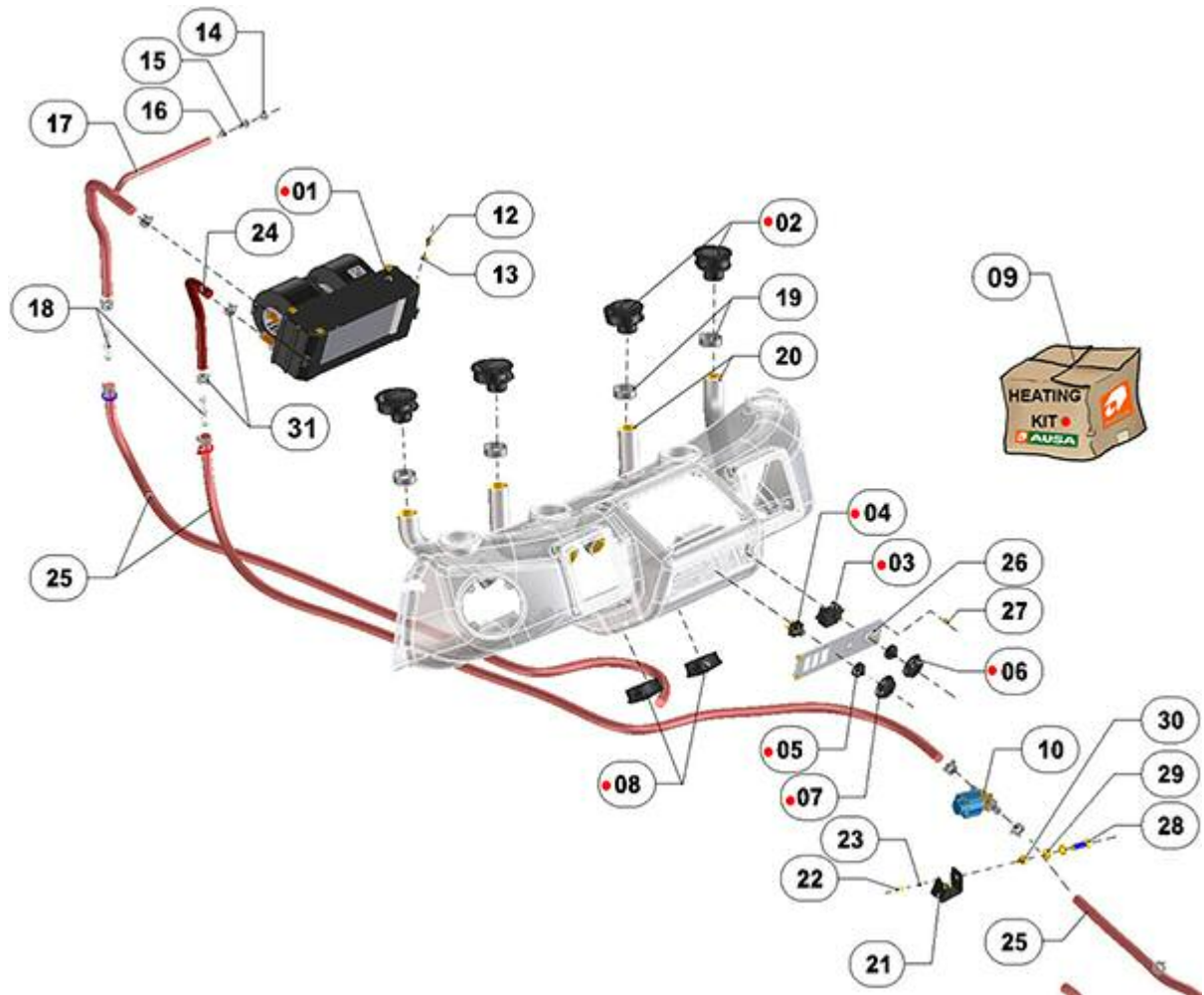


FIGURA	REFERENCIA	DENOMINACIÓN	CANTIDAD
001	48.08291.00	3 SPEED HEATER. 12V 7.8 KW	1
002	48.08293.00	ORIENT AIR DIFFUSER. D84-D45	4
003	48.11560.00	SWITCH REG. TEMPERATURE	1
004	32.08429.00	SWITCH 4 POS. VENT.	1
005	32.08427.00	ROTARY CONTROL D33	1
006	48.08296.00	TRIM CONTROL	1
007	32.08426.00	CONTROL COVER VENT.	1
008	48.08292.00	ADJUSTABLE AIR DIFFUSER D84	2
009	48.08290.00	HEATINK KIT	1
010	48.11562.00	ELECTROVALVE 18W	1
012	630.05010.97	SCREW. M5x10 ISO7380	4
013	112.05000.67	WASHER D5	4
014	80.01090.00	CAP	1
015	46.10107.00	RACORD M/H D7X1/8	1
016	948.01308.00	SPRING CLAMP Ø13	1
017	48.08297.00	HEATING TUBE	1

018	32.08243.00	FITTING M/M RECTUM 16X12X76	2
019	912.32050.66	CLAMP DIN3017	8
020	487.00045.00	MAT. TUBE-ALU-PAPER PAPER D45	4
021	48.08295.02	HEATING FIXING SUPPORT	1
022	615.04015.67	SCREW M4x15 DIN84	2
023	104.04000.00	WASHER DIN7980 D4	2
024	464.03022.00	MAT. TUBE B/P 16X22	1
025	464.03022.00	MAT. TUBE B/P 16X22	3
026	48.08117.01	BUTTON PLATE LIGHT / CAL.	1
027	630.05010.97	SCREW. M5x10 ISO7380	4
028	603.12040.87	SCREW DIN933 M12x40	1
029	101.12000.67	WASHER DIN 125 D12	2
030	711.12000.66	NUT DIN982 M12	1
031	962.29023.00	CLAMP D16 DIN 3021	7

48775336 -- XXXXXXXX

08. BODYWORK / CABIN (02)

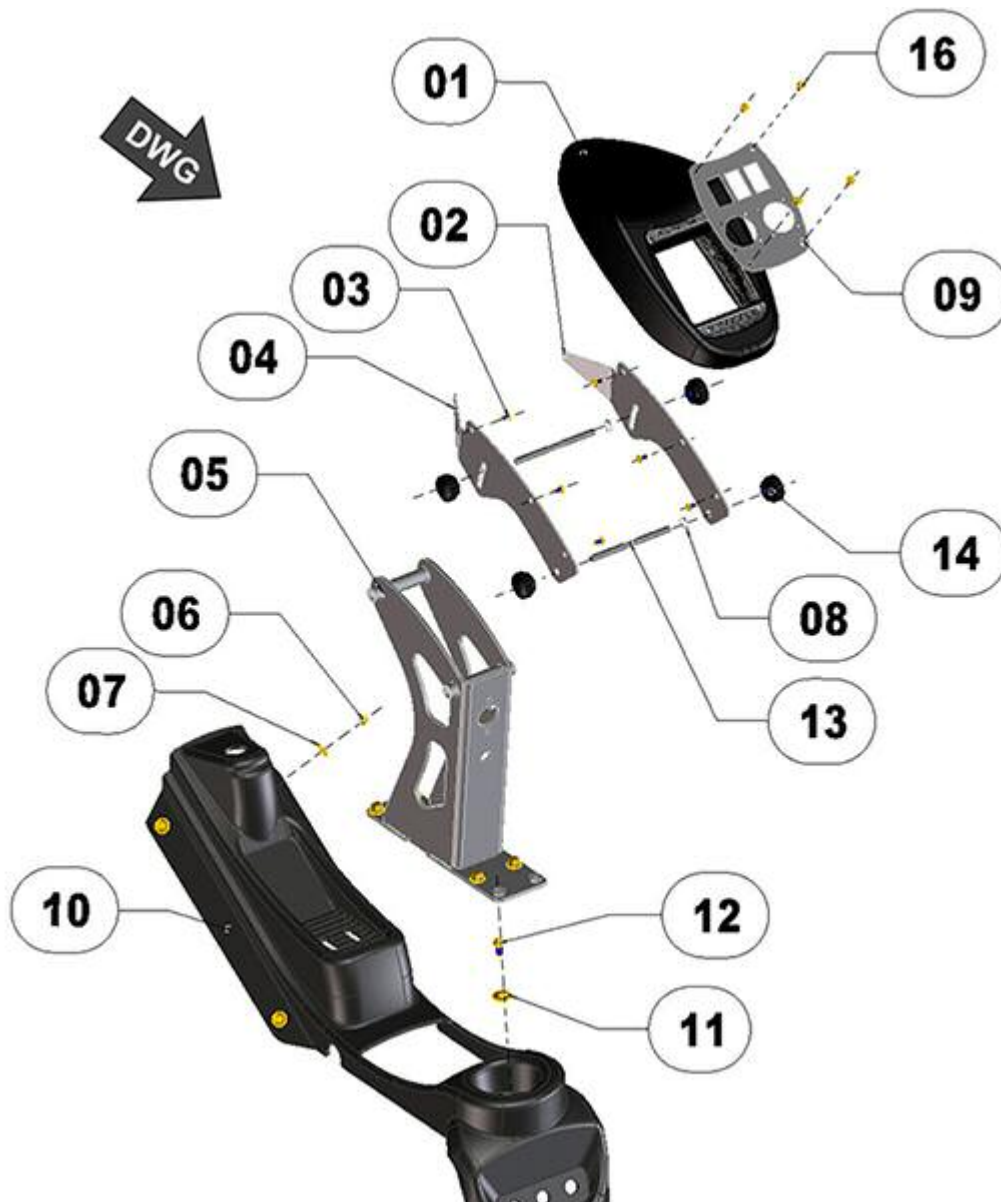


FIGURA	REFERENCIA	DENOMINACIÓN	CANTIDAD
001	48.08318.00	ARM. JOY ART. 160X379X112	1
002	48.08125.00	LEFT BOARD	1
003	630.05010.97	SCREW. M5x10 ISO7380	6
004	48.08115.01	RIGHT BOARD	1
005	48.08100.03	JOYSTICK MOUNTING BRACKET CONSOLE	1
006	711.06000.66	NUT DIN982 M6	8
007	112.06000.67	CIR-CLIP DIN9021 D6	8
010	48.08319.01	EMBELLECEDOR CONSOLA CENTRAL	1
011	112.08000.67	WASHER DIN9021	1
012	630.08015.97	SCREW ISO7380 M8X15	1
013	20.02037.00		2
014	46.95288.00	GRIPPER D30X18XM8	4



016

630.05010.97

SCREW. M5x10 ISO7380

4

48775336 -- XXXXXXXX

08. BODYWORK / CABIN (02)

BASTIDOR: 77339



FIGURA	REFERENCIA	DENOMINACIÓN	CANTIDAD
001	48.08318.00	ARM. JOY ART. 160X379X112	1
002	48.08115.01	RIGHT BOARD	1
003	711.06000.66	NUT DIN982 M6	8
004	112.06000.67	CIR-CLIP DIN9021 D6	8
005	48.08100.05	JOYSTICK MOUNTING BRACKET CONSOLE	1
006	711.08000.66	NUT DIN982 M8	2
008	48.08319.00	CENTER CONSOLE COVER	1
009	48.08101.00	JOYSTICKS PUSHBUTTON PLATE	1
010	630.05010.97	SCREW. M5x10 ISO7380	10
011	112.08000.67	WASHER DIN9021	5
012	630.08015.97	SCREW ISO7380 M8X15	1
013	20.02037.00		2

014	46.95288.00	GRIPPER D30X18XM8	4
017	48.08128.00	EMERGENCY STOP FIXING SUPPORT	1
018	48.11096.00	EMERGENCY SWITCH 1INC 80A	1
019	48.08061.00	SHOCK ABSORVER SUPPORT ANTIVIBRATOR	2
020	48.08127.00	TRANS. SHEET 2X48X193	1

48775336 -- XXXXXXXX

08. BODYWORK / CABIN (03)

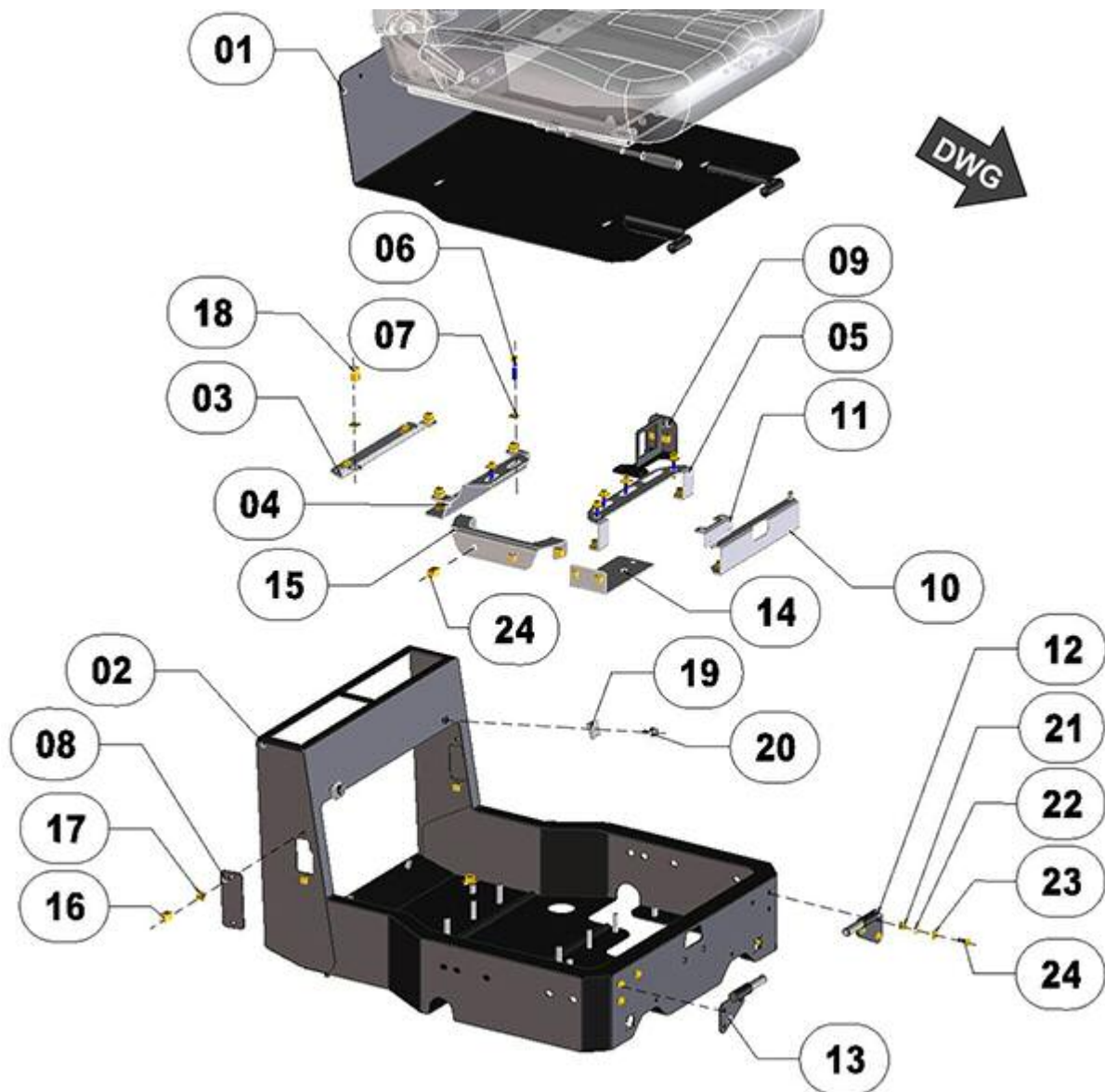


FIGURA	REFERENCIA	DENOMINACIÓN	CANTIDAD
001	48.11111.00	LID. BOX 531X488X173	1
002	48.11110.03	BOX 496X606X320	1
003	48.11115.00	SOP. SETTING. FUSES	1
004	48.11105.01	11A SOP. FIXING FUSIB. 218.5 X216	1
006	601.06030.87	SCREW. DIN 912 M6x30	10
007	101.06000.67	WASHER DIN125 D6	10
008	48.11138.00	TAPE 85X35X2	2
009	48.11139.00	SUPPORT	1
010	48.11108.00	SOP. ECU LOCK 215X53, 5X29	1
011	48.11133.00	SUPPORT CONECTOR DIAGNOS	1
012	48.11103.00	57.5 X15 HINGE BOX	1
013	48.11103.00	57.5 X15 HINGE BOX	1

014	48.11136.00	SUPPORT	1
015	48.11134.01	SUPPORT	1
016	630.06015.97	SCREW M6x15 ISO7380	16
017	101.06000.67	WASHER DIN125 D6	16
018	601.06015.87	SCREW. DIN 912 M6x15	4
019	727.06004.86	CAGED NUT M6x4	2
020	46.00810.00	KNOB	2
021	701.06000.67	NUT DIN934 M6x1	6
022	104.06000.00	WASHER DIN7980 D6	6
023	101.06000.67	WASHER DIN125 D6	6
024	630.06015.97	SCREW M6x15 ISO7380	10

48775336 -- XXXXXXXX

08. BODYWORK / CABIN (04)



FIGURA	REFERENCIA	DENOMINACIÓN	CANTIDAD
001	48.08280.00	DRIVERS SEAT C / SUSP. MEC	1
002	48.08281.00	Seat 2 @ PLAZA RESP. LOW	1
003	48.08283.00	2 @ PLAZA SEAT HEADREST	1
004	48.08282.00	SEAT BASE SEAT 2 @ C / GUIDES	1
005	48.08285.00	LOW SUSPENSION MECHANICS	1
006	603.08015.87	SCREW DIN933 M8x15	4
007	711.08000.66	NUT DIN982 M8	4
008	48.08284.00	DRIVER SEAT SENSOR	1

48775336 -- XXXXXXXX

08. BODYWORK / CABIN (05)

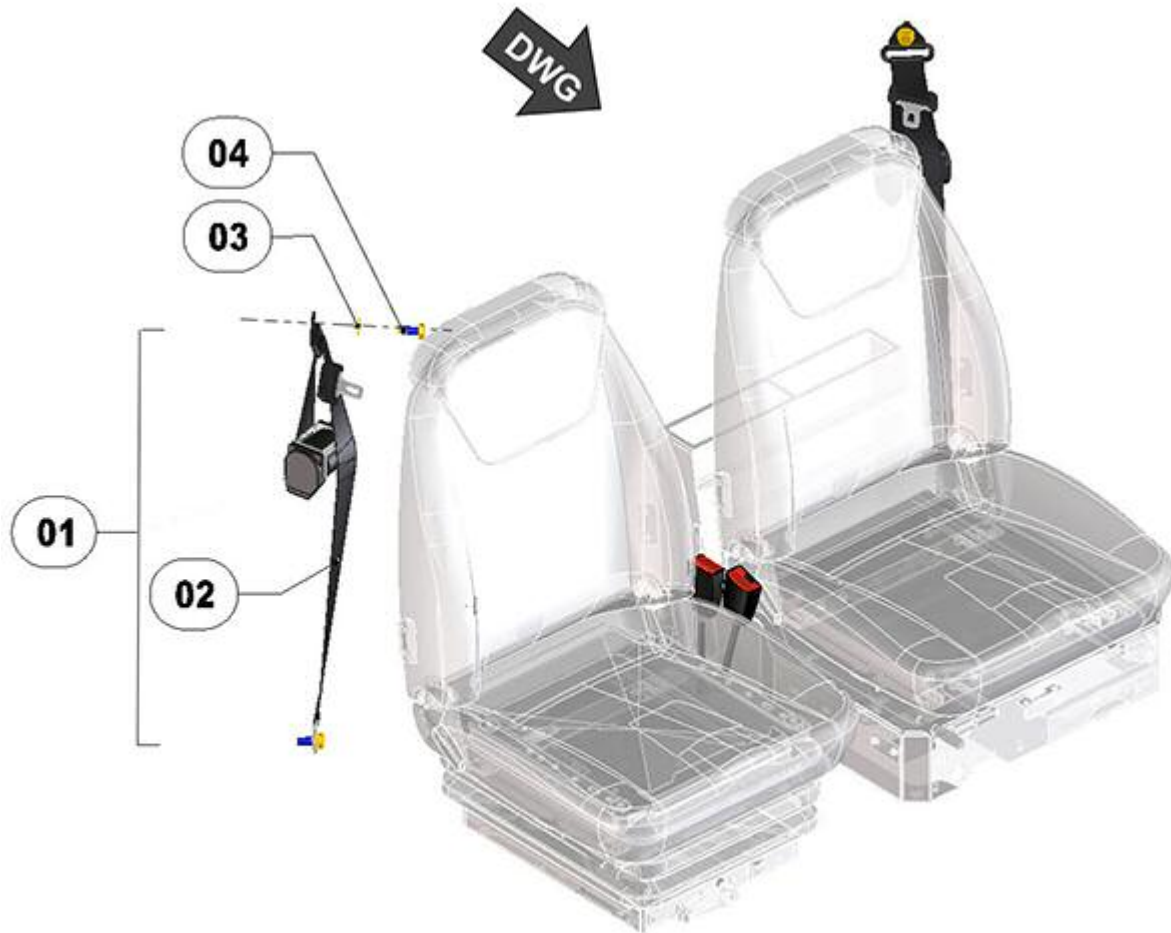


FIGURA	REFERENCIA	DENOMINACIÓN	CANTIDAD
001	48.08289.00	THREE-POINT BELT 2.8M	2
002	48.08289.01	RIBBON BELT	2
003	101.12000.67	WASHER DIN 125 D12	6
004	620.12030.87	SCREW DIN961 M12x30x1.25	4

48775336 -- XXXXXXXX

08. BODYWORK / CABIN (06)

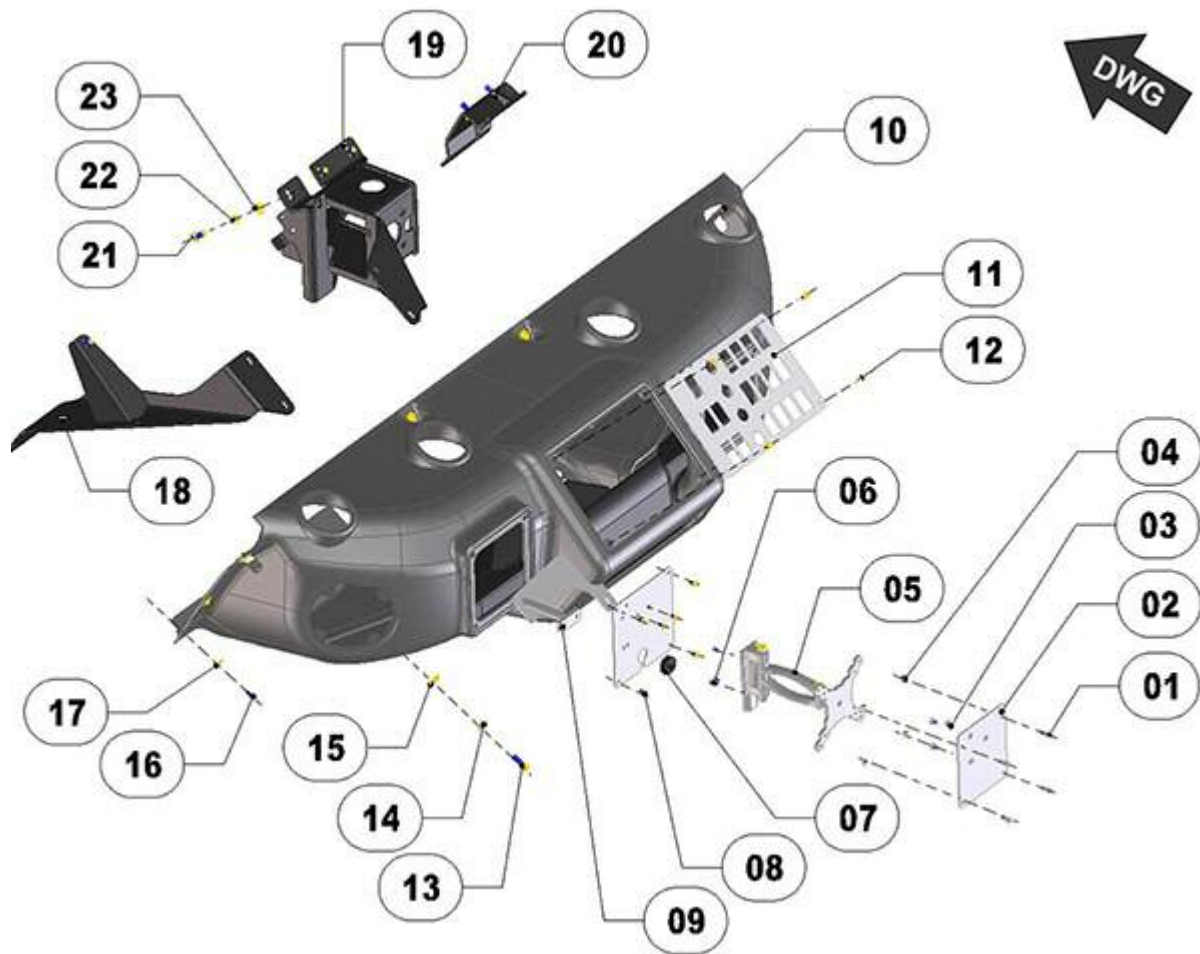


FIGURA	REFERENCIA	DENOMINACIÓN	CANTIDAD
001	630.05015.96	SCREW ISO7380 M5x15	4
002	48.08502.00	FIXING SUPPORT SCREEN 2x117x1	1
003	618.05010.86	SCREW. DIN7991 M5x10	3
004	711.05000.66	NUT DIN982 M5	4
005	48.08506.00	MOUNTING BRACKET HINGED SCREEN	1
006	618.04010.86	SCREW DIN933	4
007	43.07777.00	GROMMET	1
008	630.05010.97	SCREW. M5x10 ISO7380	6
009	48.08505.00	MOUNTING BRACKET LEFT SCREEN	1
010	48.08315.00	RIGHT TABLIER	1
011	48.08105.01	CENTRAL PLATE 250X172X2	1
012	630.05010.97	SCREW. M5x10 ISO7380	4
013	630.08025.97	SCREW. M8x25 ISO7380	4
014	104.08000.00	WASHER DIN7980 D8	4
015	112.08000.67	WASHER DIN9021	4
016	630.05010.97	SCREW. M5x10 ISO7380	8
017	112.05000.67	WASHER D5	8

018	48.08263.00	RIGHT HEATING SUPPORT	1
019	48.08261.00	RIGHT SUPPORT	1
020	48.08268.00	MOUNTING BRACKET RIGHT FOOTSWITCH	1
021	603.08020.87	SCREW DIN933 M8x20	6
022	104.08000.00	WASHER DIN7980 D8	6
023	101.08000.67	WASHER DIN125 D8	6

48775336 -- XXXXXXXX

08. BODYWORK / CABIN (07)

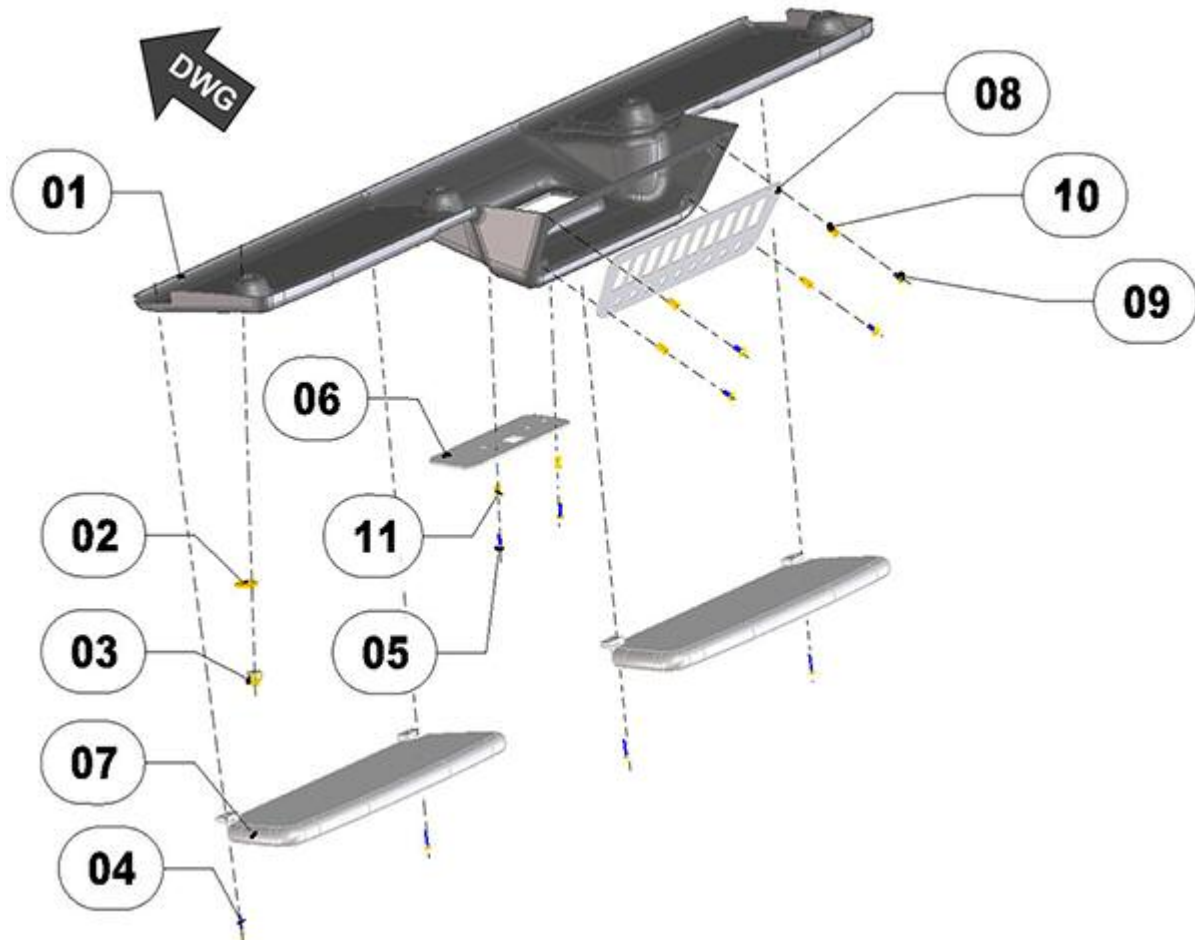


FIGURA	REFERENCIA	DENOMINACIÓN	CANTIDAD
001	48.08317.00	LID. UPPER CONSOLE	1
002	112.08000.67	WASHER DIN9021	4
003	712.08000.87	NUT. M8	4
004	618.03020.87	SCREW M3x20 DIN7991	4
005	630.04015.97	SCREW M4x15 ISO7380	2
006	48.08118.00	COURTESY LIGHT PLATE	1
007	48.08324.00	IRON PARASOL	2
008	48.08106.01	top keypad board 310X83X2	1
009	630.05010.97	SCREW. M5x10 ISO7380	4
010	48.08317.00	LID. UPPER CONSOLE	4
011	48.08317.00	LID. UPPER CONSOLE	2

48775336 -- XXXXXXXX

08. BODYWORK / CABIN (08)

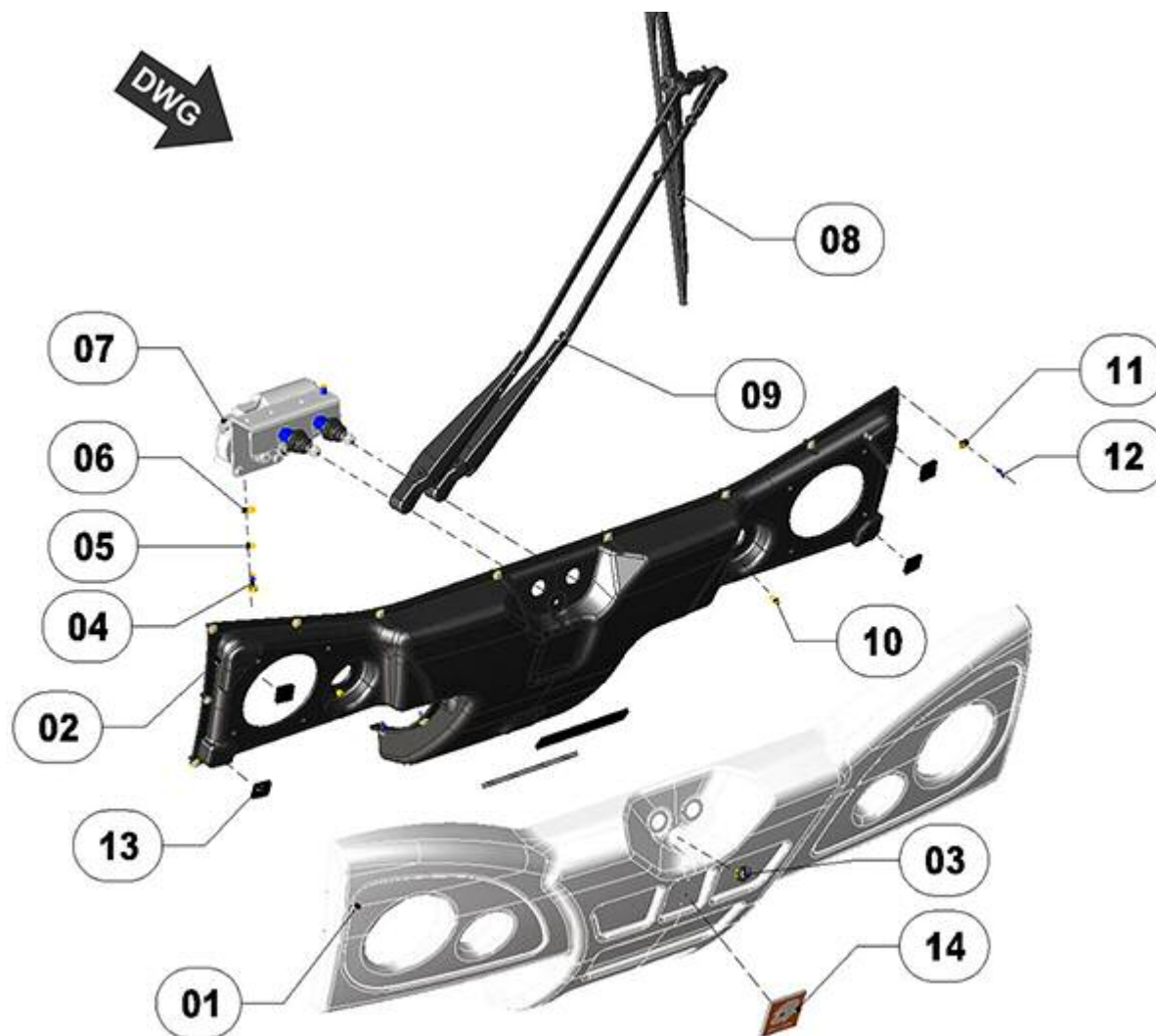


FIGURA	REFERENCIA	DENOMINACIÓN	CANTIDAD
001	48.08313.00	COVER FRO. 1200X564X190	1
002	48.08314.00	LID. IS. FRO. 1198X510X213	1
003	46.08602.00	FITTING	1
004	603.08020.87	SCREW DIN933 M8x20	2
005	104.08000.00	WASHER DIN7980 D8	2
006	101.08000.67	WASHER DIN125 D8	2
007	48.08271.00	MOTOR SPEED CLEAN 2. STOP.	1
008	48.08274.00	CLEAN BRUSH 700	1
009	48.08273.00	CLEAN ARM P.700	1
010	635.03913.66	SCREW DIN 7981 ST3.9X13	4
011	101.06000.67	WASHER DIN125 D6	20
012	630.06015.97	SCREW M6x15 ISO7380	20
013	465.00018.00	ADHESIVE	1
014	46.08099.00	AUSA BADGE	1

48775336 -- XXXXXXXX

08. BODYWORK / CABIN (09)

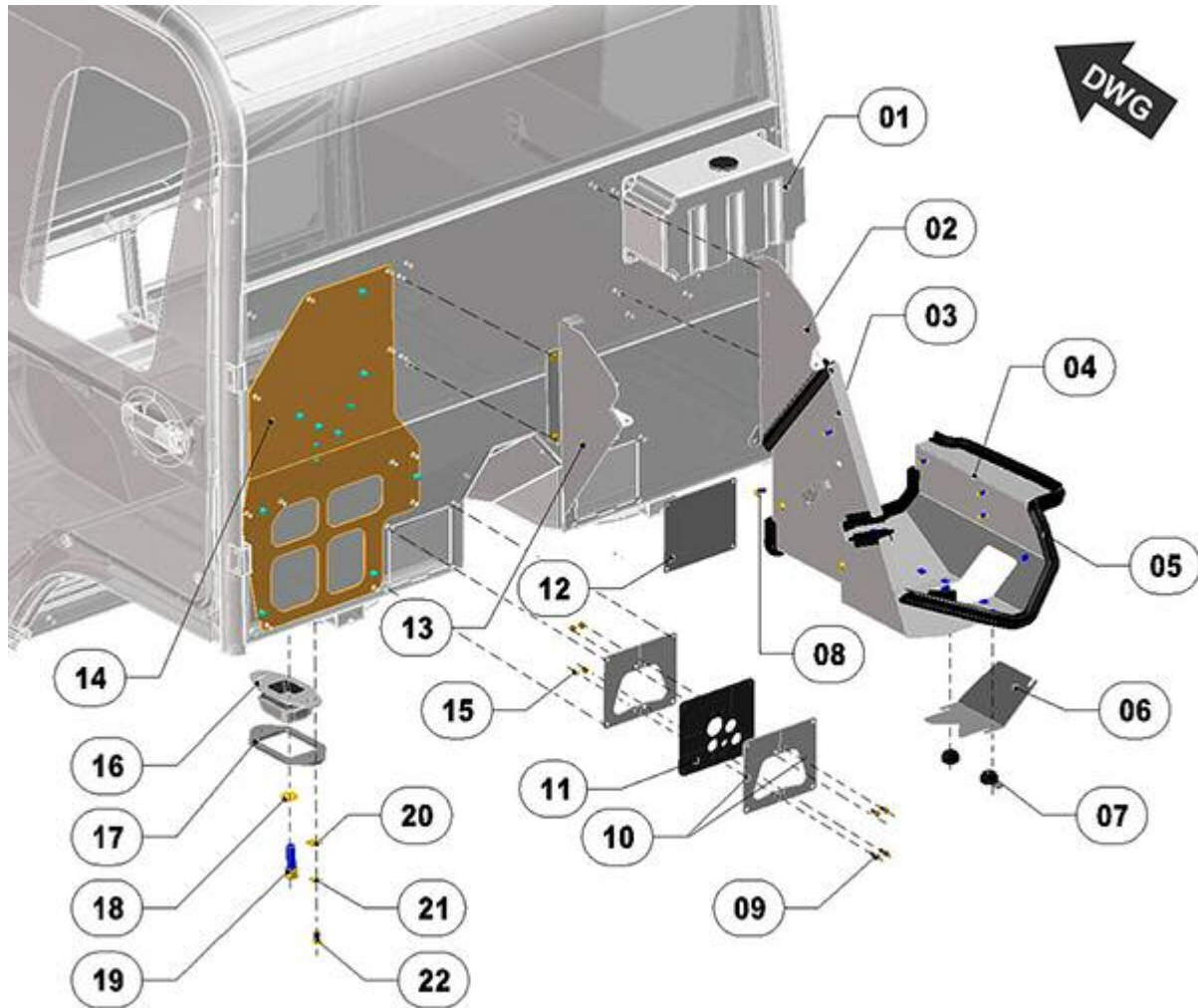


FIGURA	REFERENCIA	DENOMINACIÓN	CANTIDAD
001	46.08005.00	TANK 5 L	1
002	48.13215.01	RADIATOR MOUNTING BRACKET	1
003	48.08136.01	PROTECTOR LEFT CABIN	1
004	48.08135.01	RIGHT GUARD CABIN	1
005	472.00411.00	RUBBER PROFILE MAT.	1
006	48.08139.01	TOP	1
007	46.95288.00	GRIPPER D30X18XM8	2
008	603.08015.86	SCREW DIN933 M8x15	3
009	603.06015.86	SCREW DIN933 M6x15	4
010	48.08120.02	STEP PLATE IE	4
011	48.08121.01	RUBBER BOARD	1
012	48.13218.01	COVER. 143X161X2	1
013	48.13220.01	COOLER MOUNTING BRACKET	1
014	48.08155.00	BATTERY SUPPORT PLATE	1

015	701.06000.66	NUT DIN934 M6X1	4
016	48.08278.00	SHOCK. 183X75X50 75SH	4
017	48.08600.00	SILENTBLOCK	4
018	101.16000.67	WASHER DIN125 D16	4
019	601.16045.86	SCREW DIN 912 M16x45	4
020	101.10000.67	D10 WASHER DIN125	8
021	104.10000.00	WASHER DIN7980 D10	8
022	630.10020.97	SCREW. M10x20 ISO7380	8

48775336 -- XXXXXXXX
08. CABIN /RIGHT REARVIEW (10)

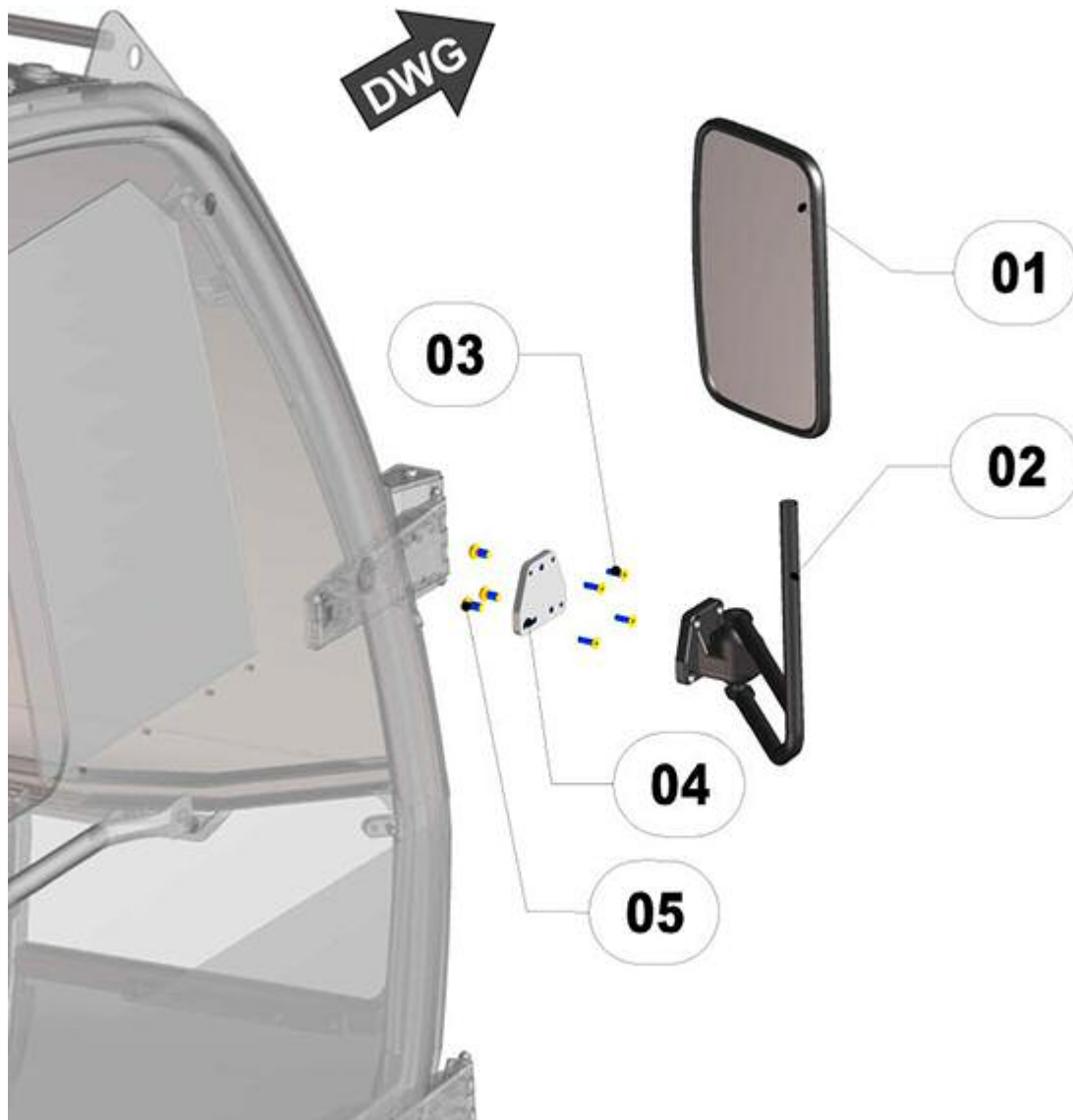


FIGURA	REFERENCIA	DENOMINACIÓN	CANTIDAD
001	48.08010.00	VERTICAL MIRROR INM	1
002	48.08012.00	ARM. + SUPPORT MIRROR	1
003	618.06020.87	SCREW. DIN7991 M6x20	4
004	48.08005.00	GRUESO REG. REC. 8X70X81.5	1
005	630.08015.97	SCREW ISO7380 M8X15	3

48775336 -- XXXXXXXX

08. CABIN / LEFT REARVIEW (11)

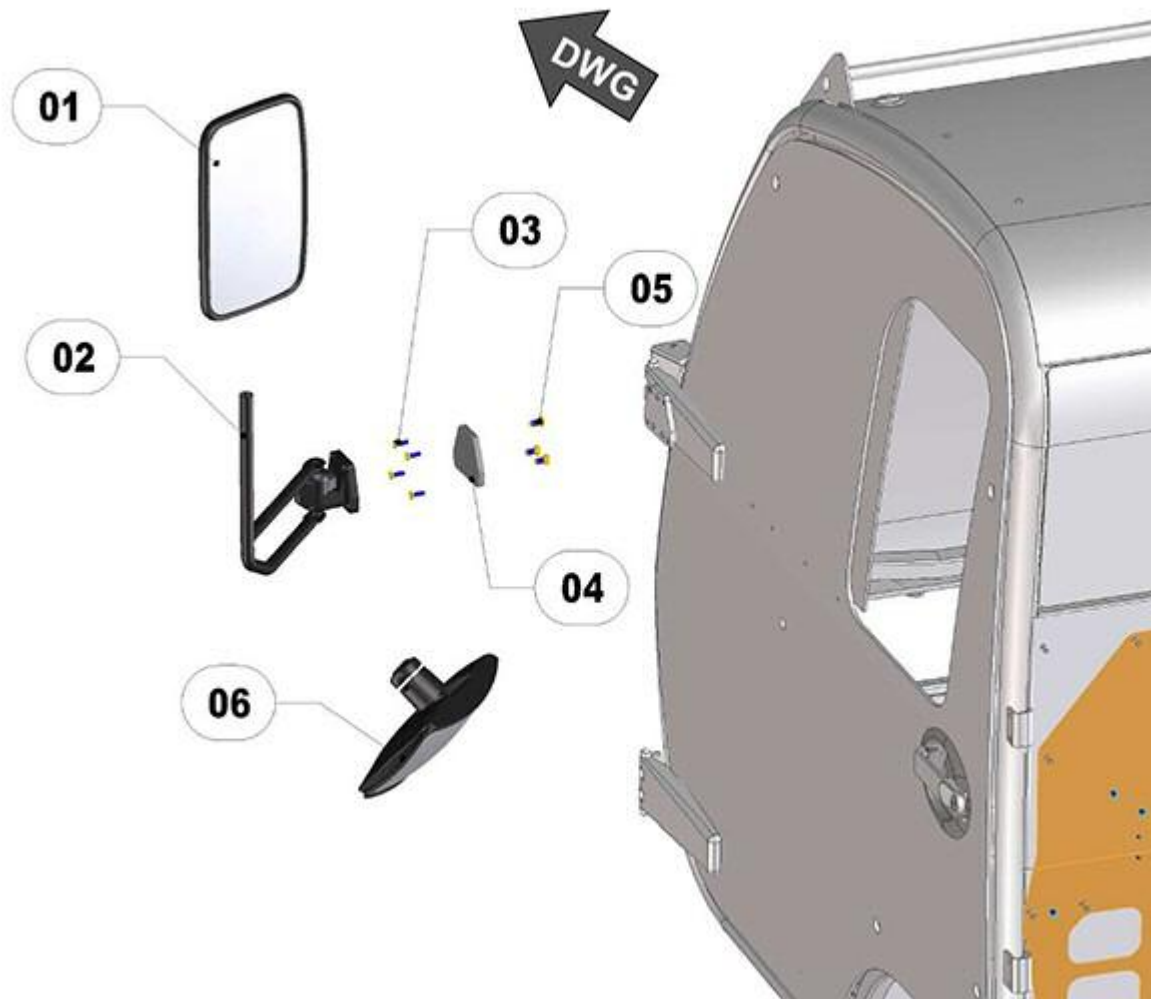


FIGURA	REFERENCIA	DENOMINACIÓN	CANTIDAD
001	48.08010.00	VERTICAL MIRROR INM	1
002	48.08012.00	ARM. + SUPPORT MIRROR	1
003	618.06020.87	SCREW. DIN7991 M6x20	4
004	48.08005.00	GRUESO REG. REC. 8X70X81.5	1
005	630.08015.97	SCREW ISO7380 M8X15	3
006	48.08011.00	MIRROR HORIZONTAL	1

48775336 -- XXXXXXXX

08. BODYWORK / CABIN (12)

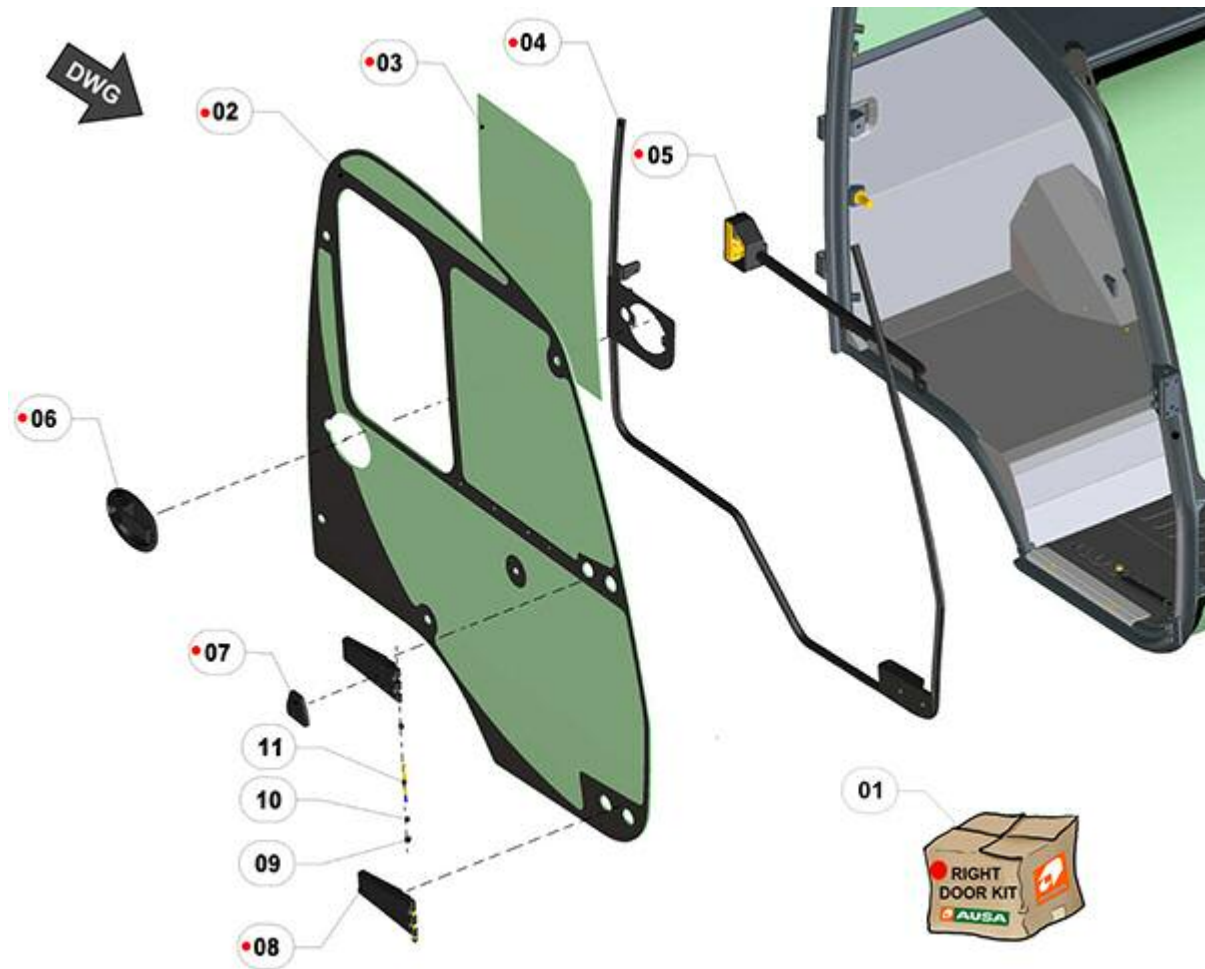


FIGURA	REFERENCIA	DENOMINACIÓN	CANTIDAD
001	48.08220.00	RIGHT DOOR ASSEMBLY	1
002	48.08221.00	RIGHT GLASS DOOR + SLIDING	1
003	48.08222.00	NOT AVAILABLE	1
004	48.08223.00	LOCK SUPPORT RIGHT	1
005	48.08224.00	LOCK RIGHT	1
006	46.82078.00	LOCK DOOR RIGHT	1
007	48.08005.00	GRUESO REG. REC. 8X70X81.5	1
008	48.08226.00	STRENGTHENING CABIN	2
009	46.08774.00	CAP GPN M6	4
010	711.06000.67	NUT DIN 982 M6	2
011	604.06090.87	LEFT MUDGUARD	2

48775336 -- XXXXXXXX

08. BODYWORK / CABIN (13)

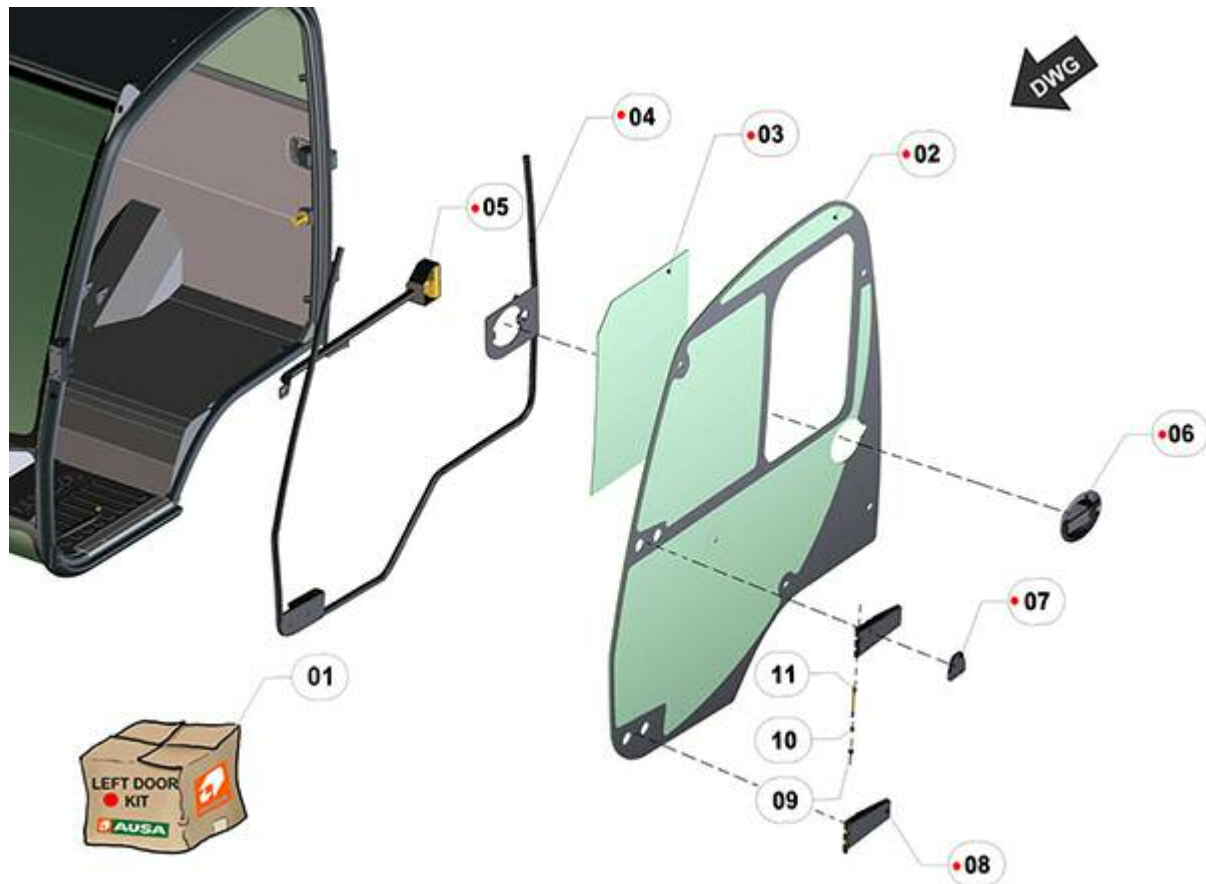


FIGURA	REFERENCIA	DENOMINACIÓN	CANTIDAD
001	48.08230.00	LEFT DOOR ASSEMBLY	1
002	48.08231.00	LEFT CRYSTAL DOOR + SLIDING	1
003	48.08232.00	SLIDING GLASS LEFT	1
004	48.08233.00	LOCK SUPPORT LEFT	1
005	48.08234.00	BLOK LEFT	1
006	48.08235.00	LOCK DOOR LEFT	1
007	48.08005.00	GRUESO REG. REC. 8X70X81.5	1
008	48.08226.00	STRENGTHENING CABIN	2
009	46.08774.00	CAP GPN M6	4
010	711.06000.67	NUT DIN 982 M6	2
011	604.06090.87	LEFT MUDGUARD	2

48775336 -- XXXXXXXX

08. BODYWORK / CABIN (14)

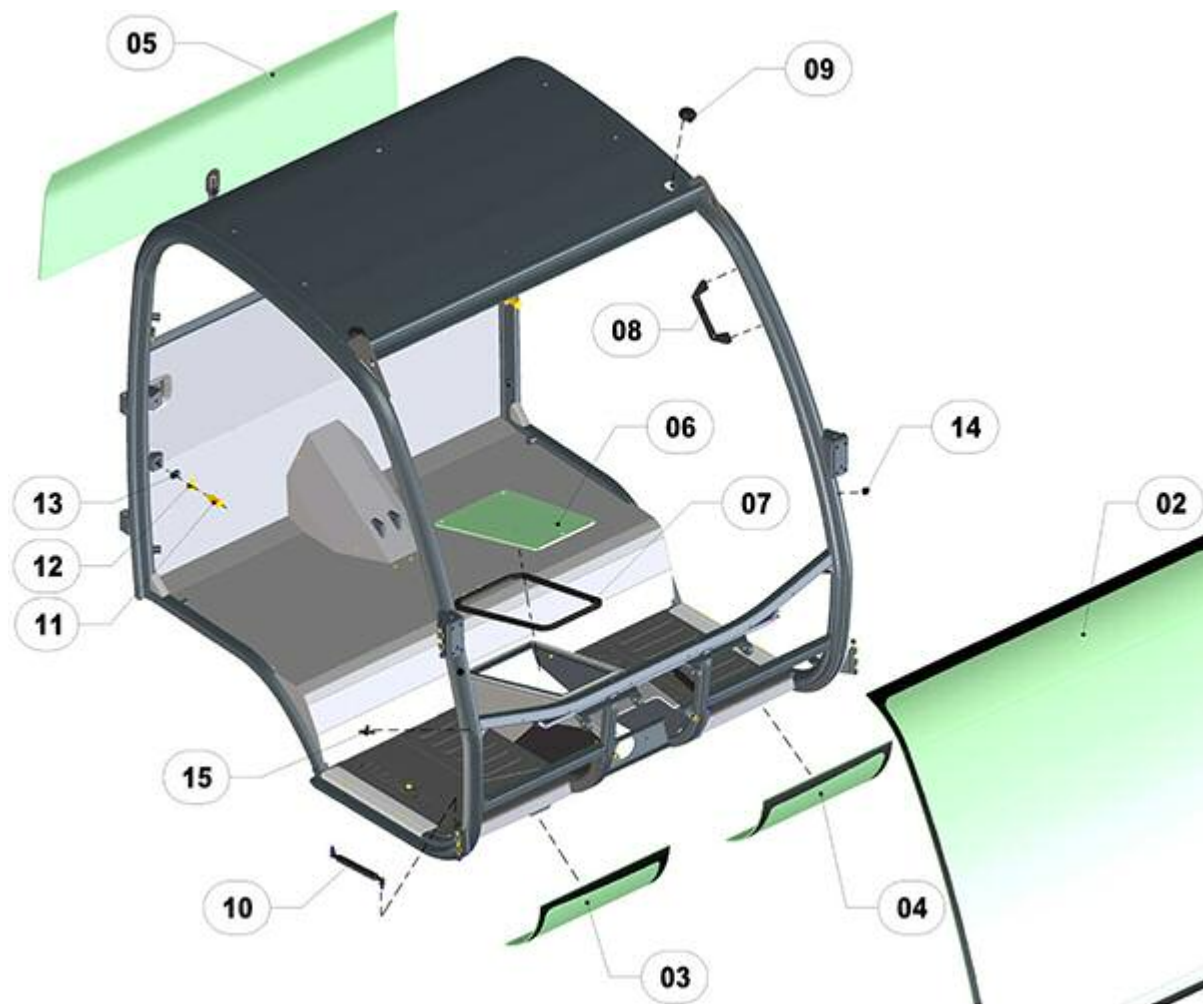


FIGURA	REFERENCIA	DENOMINACIÓN	CANTIDAD
002	48.08241.00	FRONT WINDSHIELD	1
003	48.08243.00	MOON LOWER RIGHT	1
004	48.08244.00	BOTTOM LEFT MOON	1
005	48.08242.00	REAR WINDOW	1
006	48.08245.00	MOON CABIN FLOOR	1
007	472.00410.00	RUBBER PROFILE 22X22	1
008	MA.10007.00	KNOB	2
009	48.08217.00	CAP. D35 RUBBER	2
010	46.08747.00	SHOCK ABSORBER, 100N	2
011	46.08753.00	LOCK PIN	2
012	112.10000.67	WASHER DIN9021 D10	2
013	46.08751.00		2
014	48.08218.00	PLASTIC PLUGS D16	2
015	48.11037.00	DOOR SWITCH NC	1

48775336 -- XXXXXXXX

08. BODYWORK / CABIN (15)

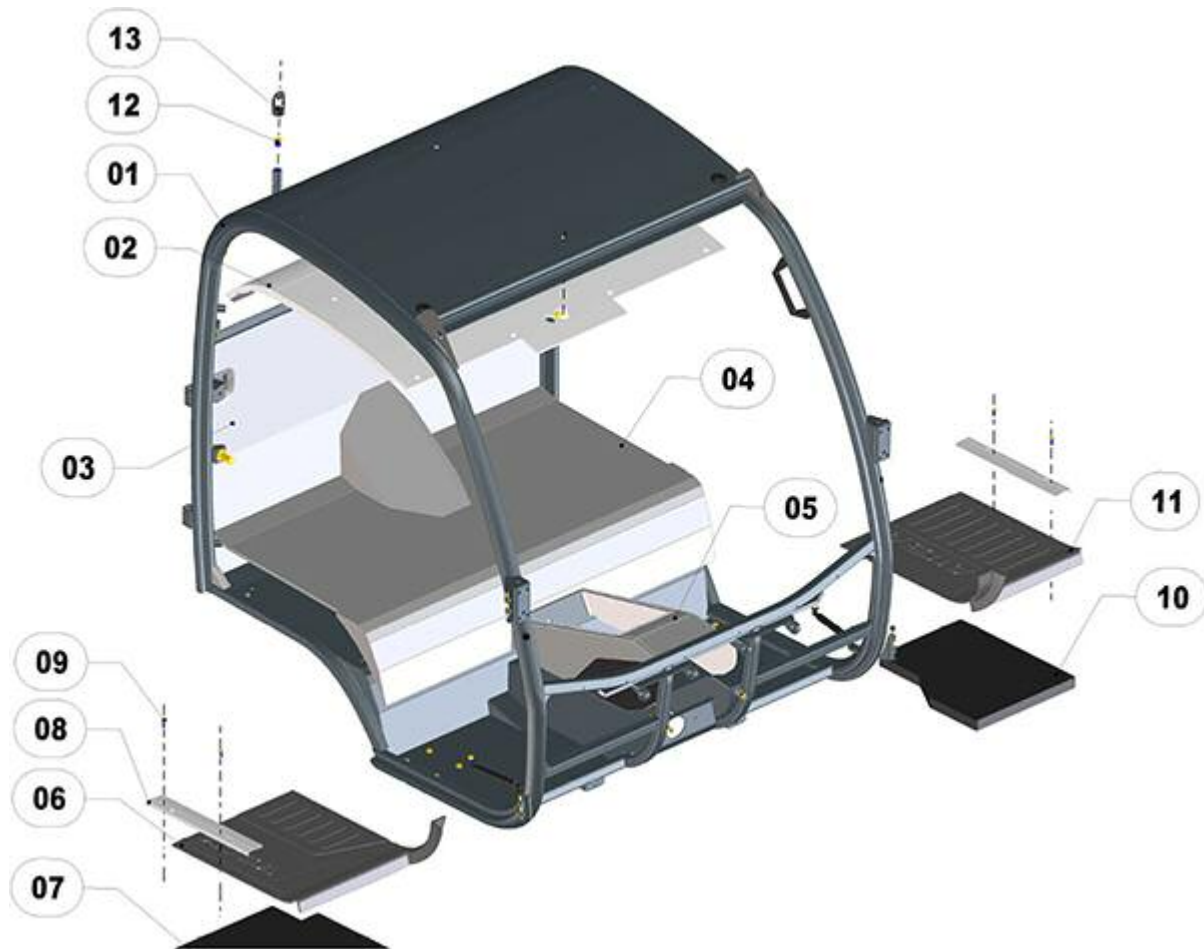


FIGURA	REFERENCIA	DENOMINACIÓN	CANTIDAD
001	48.08210.04	SET CHASSIS CABIN	1
002	48.08251.00	ROOF COATING CABIN	1
003	48.08252.00	BACK COATING CABIN	1
004	48.08253.00	SEAT BASE COATING	1
005	48.08255.00	CENTRAL CANAL LINING	1
006	48.08256.00	RUBBER CARPET RIGHT	1
007	48.08257.00	CARPET PADDING RIGHT	1
008	48.08214.00	COVER ACCESS CAB	1
009	618.06020.87	SCREW. DIN7991 M6x20	4
010	48.08259.00	CARPET PADDING LEFT	1
011	48.08258.00	RUBBER CARPET LEFT	1
012	48.11038.00	CONNECTOR WITH PROTECTION. FARO ROT.	1
013	48.11038.00	CONNECTOR WITH PROTECTION. FARO ROT.	1

48775336 -- XXXXXXXX

08. BODYWORK / CABIN (16)

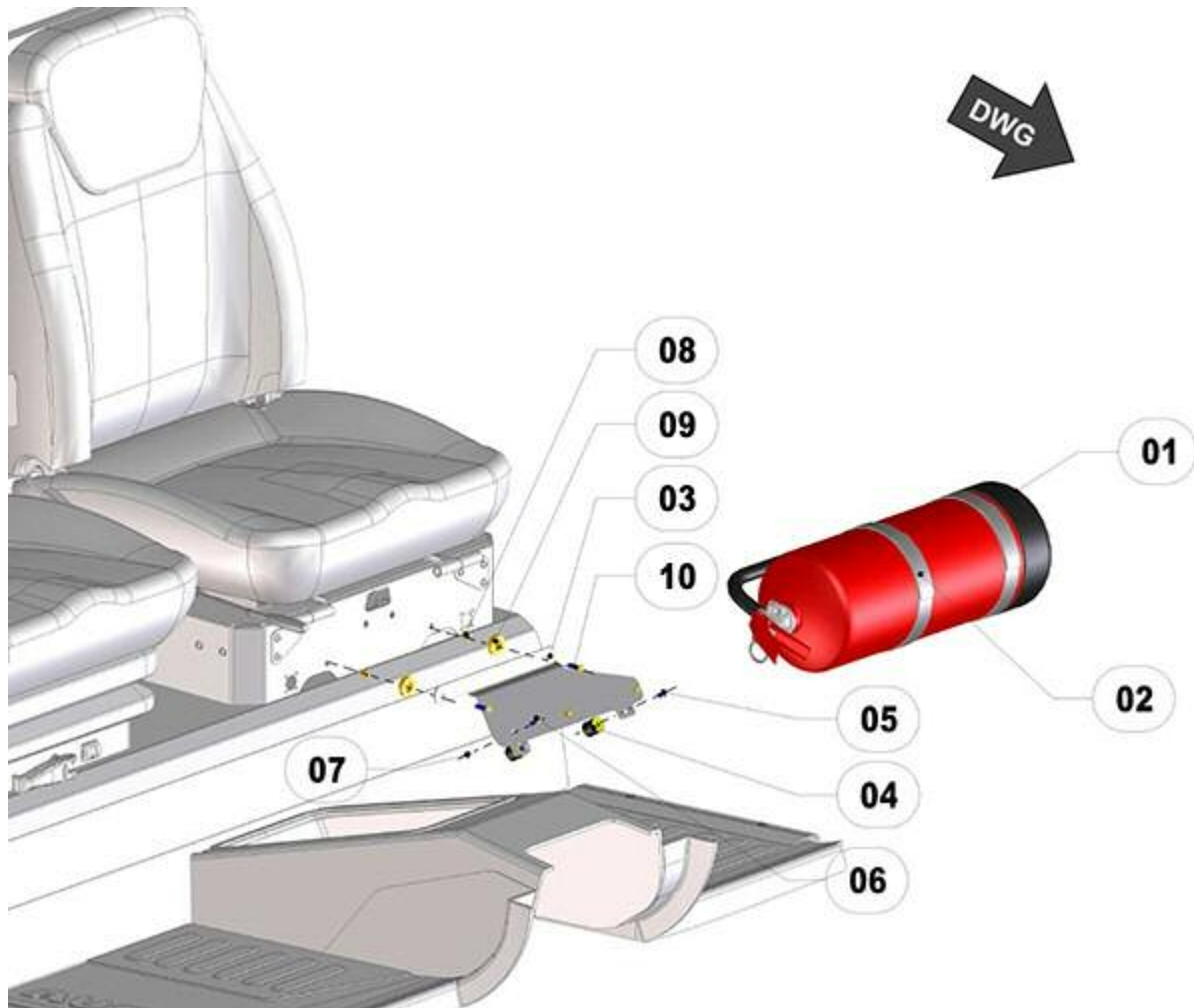


FIGURA	REFERENCIA	DENOMINACIÓN	CANTIDAD
001	48.13951.01	EXTINGUISHER 6 KG	1
002	48.13952.01	FIXING SUPPORT EXTINGUISHER 6 KG	1
003	48.13953.01	FIXATION SUPPORT EXTINGUISHER 6 KG	1
004	85.11300.65	SHOCK ABSORVER	2
005	630.06010.97	SCREW ISO7380 M6X10	2
006	630.05015.97	ISO 7380 SCREW M5x15	3
007	711.05000.67	NUT M5 DIN 982	3
008	711.06000.66	NUT DIN982 M6	2
009	15.30110.00	WASHER 14X7X26	2
010	630.06020.96	SCREW ISO7380 M6x20	2

48775336 -- XXXXXXXX

09. MACH. FUNCT / RIGHT BRUSH (01)

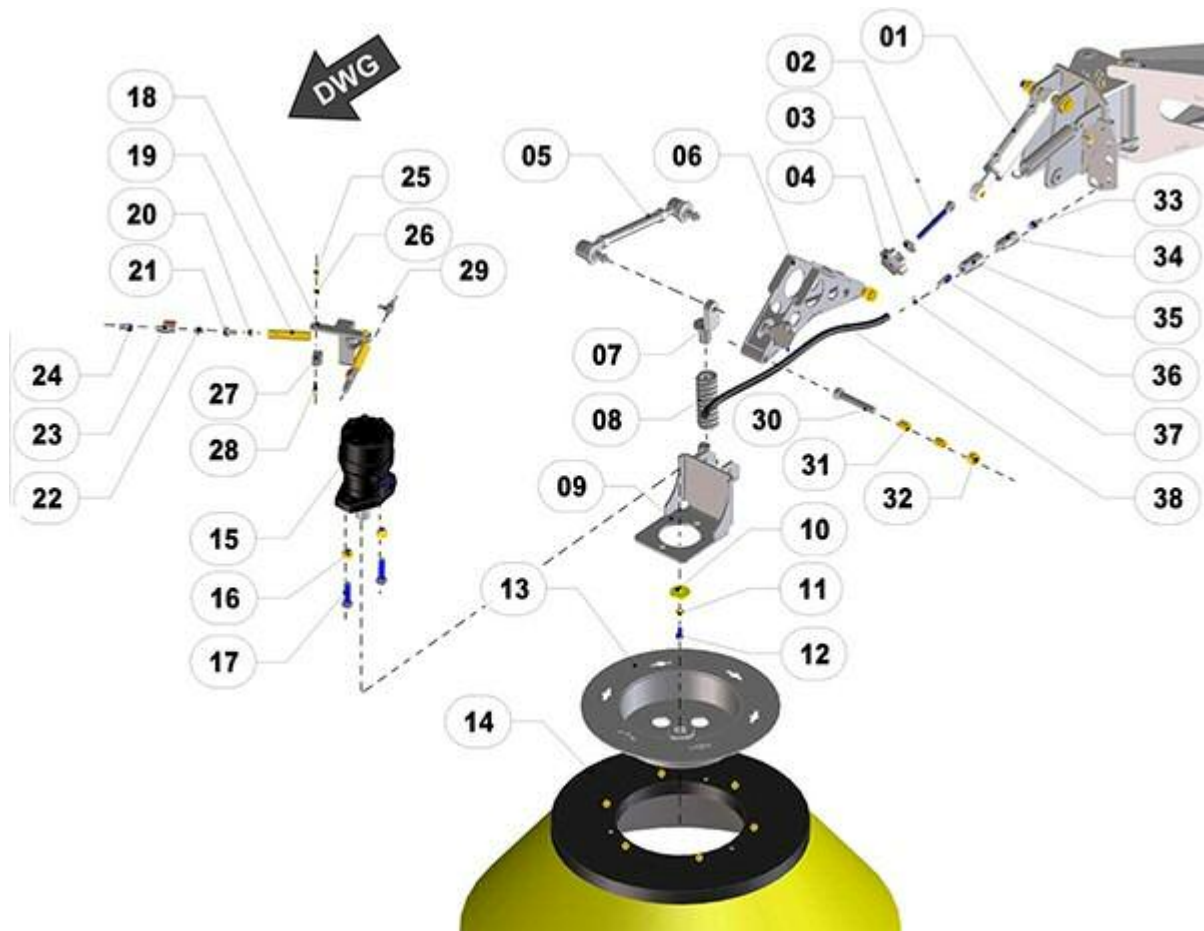


FIGURA	REFERENCIA	DENOMINACIÓN	CANTIDAD
001	48.09607.03	BRUSH SUPPORT RIGHT FORK	1
002	48.09604.04	FIXING SUPPORT ARM BRUSH	1
003	46.95245.00	78X78X130 MECHANICAL FUSE	1
004	48.09605.00	JOINT RIGHT BRUSH	1
005	601.12040.86	SCREW DIN912	8
006	104.12000.00	WASHER DIN7980 D12	8
007	101.12000.67	WASHER DIN 125 D12	8
008	48.09603.00	RIGHT BRUSH HOLDER	1
009	46.11053.02	SENSOR IND.M12 NO PNP	1
010	709.18000.67	NUT DIN936 M18x1, 5	1
011	48.11760.00	SENSOR HOLDER	1
012	46.09916.00	PROT. CIL. POSITION SENSOR	1
013	48.09190.00	CYLINDER D42X218	1
014	48.09118.00	AXIS D25X120	1
015	711.05000.66	NUT DIN982 M5	3
016	601.05050.87	SCREW DIN 912 M5x50	3
017	949.02525.00	CAP. DIN 1494 25X28X25	2
018	48.09461.00	AXIS D25XX212	1

019	48.09450.00	AXIS D20X146	1
020	604.14110.87	SCREW DIN931 M14X110	1
021	101.14000.67	D14 WASHER DIN125	2
022	711.14000.66	NUT DIN982 M14 8.8 K	1
023	101.12000.67	WASHER DIN 125 D12	2
024	603.12030.87	SCREW DIN933 M12x30	2
025	48.09613.00	SPRING D28.5XD20.5X170	1
026	48.09626.00	FIXING SUPPORT ARM BRUSH	1
028	715.14000.87	NUT DIN 937 * M14X1.5	1
028	101.14000.67	D14 WASHER DIN125	1
029	715.14000.87	NUT DIN 937 * M14X1.5	1
030	401.03030.60	PIN	1
031	48.09628.00	SCREW M20X192	1
032	101.20000.67	WASHER DIN 125 D20	1
033	709.18000.67	NUT DIN936 M18x1, 5	1
034	618.06015.86	SCREW DIN7991	4
035	48.09627.00	PLAQUE NYLON 106X20X6	2
036	48.09625.00	ADJUSTABLE BRUSH SHAFT SUPPORT	1

48775336 -- XXXXXXXX

09. MACH. FUNCT / RIGHT BRUSH (02)

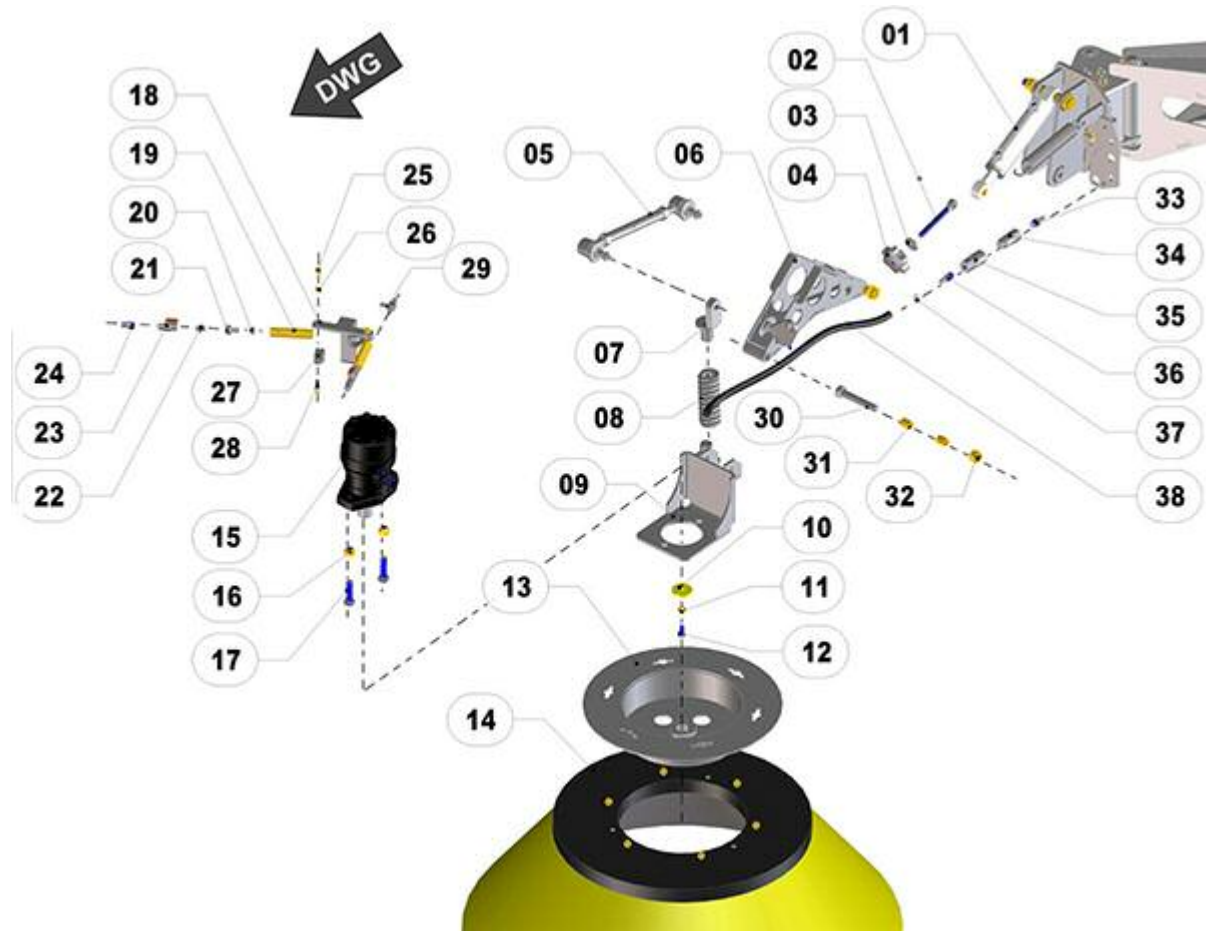


FIGURA	REFERENCIA	DENOMINACIÓN	CANTIDAD
001	46.95260.00	CyLINDER D/E D40X100	1
002	46.95159.00	SCREW DIN 444 M10X100	1
003	46.95160.00	WASHER D30X9	1
004	46.95163.00	FEMALE KNOB M10	1
005	46.00618.00	BAR BALL JOINT	1
006	48.09606.00	BRUSH RIGHT ARM	1
007	46.95718.02	HEAD SHAFT	1
008	46.95717.02	SPRING COMP. D22XD42	1
009	46.95294.01	RIGHT BRUSH SUPPORT	1
010	46.95106.00	WASHER 5X9X40 ARM B300	1
011	104.10000.00	WASHER DIN7980 D10	1
012	603.08020.86	SCREW DIN933 M8x20	1
013	46.09615.02	D385X101 SUPPORT	1
014	17.09750.00	BRUSH D850XD500X260	1
016	711.12000.66	NUT DIN982 M12	2
017	603.12045.86	SCREW DIN933	2
018	48.09614.00	SPRINKLER STAND	1
019	46.95191.01	SPRING D2XD14XD18	2

020	948.01308.00	SPRING CLAMP Ø13	1
021	46.10107.00	RACORD M/H D7X1/8	2
022	09.00340.00	NIPPLE M/M	1
023	48.10116.00	BALL VALVE 1 / 8 "FEMALE	1
024	48.10106.00	RACORD M/M SPRINKLER 1/8-D 0.84	1
025	711.06000.67	NUT DIN 982 M6	2
026	101.06000.67	WASHER DIN125 D6	2
027	830.01806.00	CLAMP LOOP	2
028	603.06020.87	SCREW DIN933 M6x20	2
029	46.02199.01	FORT CONNECTOR M / M / M D8	1
030	604.14085.86	SCREW DIN931 M14X85	1
031	949.01420.00	CAP. DIN 1494 14X16X20	2
032	711.14000.66	NUT DIN982 M14 8.8 K	1
033	46.95657.00	RACOR M/M 1/4GAS SPIKE D8	1
034	46.58124.00	QUICK PLUGS MALE 1 / 4 "IN	1
035	46.58123.00	QUICK PLUGS FEMALE 1 / 4 "IN	1
036	46.95657.00	RACOR M/M 1/4GAS SPIKE D8	1
037	948.01308.00	SPRING CLAMP Ø13	1

48775336 -- XXXXXXXX

09. MACH. FUNCT / RIGHT BRUSH (02)

FIGURA	REFERENCIA	DENOMINACIÓN	CANTIDAD
038	469.03014.00	HOSE L/P MAT. 8x14	1

48775336 -- XXXXXXXX

09. MACH. FUNCT / LEFT BRUSH (01)

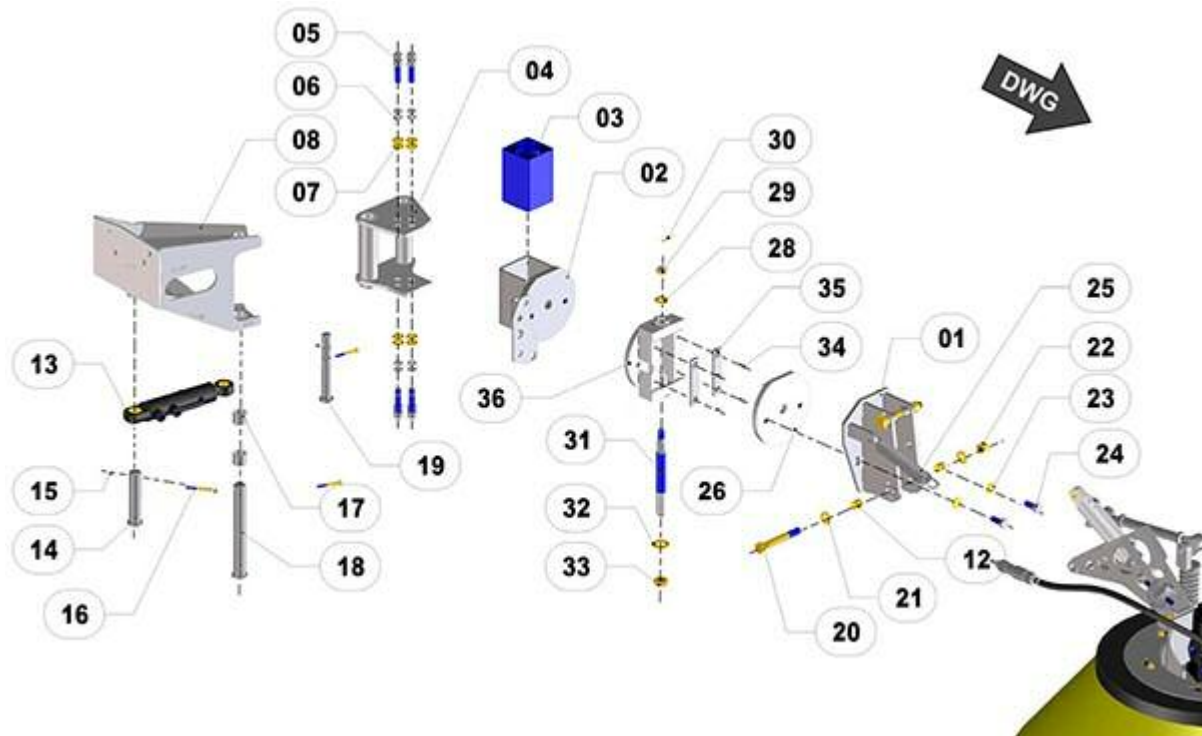


FIGURA	REFERENCIA	DENOMINACIÓN	CANTIDAD
001	48.09612.03	FORK SUPPORT LEFT BRUSH	1
002	48.09604.05	FIXATION BRAS BROSSE	1
003	46.95245.00	78X78X130 MECHANICAL FUSE	1
004	48.09610.00	JOINT LEFT BRUSH	1
005	601.12040.86	SCREW DIN912	8
006	104.12000.00	WASHER DIN7980 D12	8
007	101.12000.67	WASHER DIN 125 D12	8
008	48.09609.00	LEFT BRUSH HOLDER	1
013	48.09190.00	CYLINDER D42X218	1
014	48.09118.00	AXIS D25X120	1
015	711.05000.66	NUT DIN982 M5	3
016	601.05050.87	SCREW DIN 912 M5x50	3
017	949.02525.00	CAP. DIN 1494 25X28X25	2
018	48.09461.00	AXIS D25XX212	1
019	48.09450.00	AXIS D20X146	1
020	604.14110.87	SCREW DIN931 M14X110	1
021	101.14000.67	D14 WASHER DIN125	2
022	711.14000.66	NUT DIN982 M14 8.8 K	1
023	101.12000.67	WASHER DIN 125 D12	2
024	603.12030.87	SCREW DIN933 M12x30	2
025	48.09613.00	SPRING D28.5XD20.5X170	1
026	48.09626.00	FIXING SUPPORT ARM BRUSH	1

028	101.14000.67	D14 WASHER DIN125	1
029	715.14000.87	NUT DIN 937 * M14X1.5	1
030	401.03030.60	PIN	1
031	48.09628.00	SCREW M20X192	1
032	101.20000.67	WASHER DIN 125 D20	1
033	709.18000.67	NUT DIN936 M18x1, 5	1
034	618.06020.87	SCREW. DIN7991 M6x20	4
035	48.09627.00	PLAQUE NYLON 106X20X6	2
036	48.09625.00	ADJUSTABLE BRUSH SHAFT SUPPORT	1

48775336 -- XXXXXXXX

09. MACH. FUNCT / LEFT BRUSH (02)

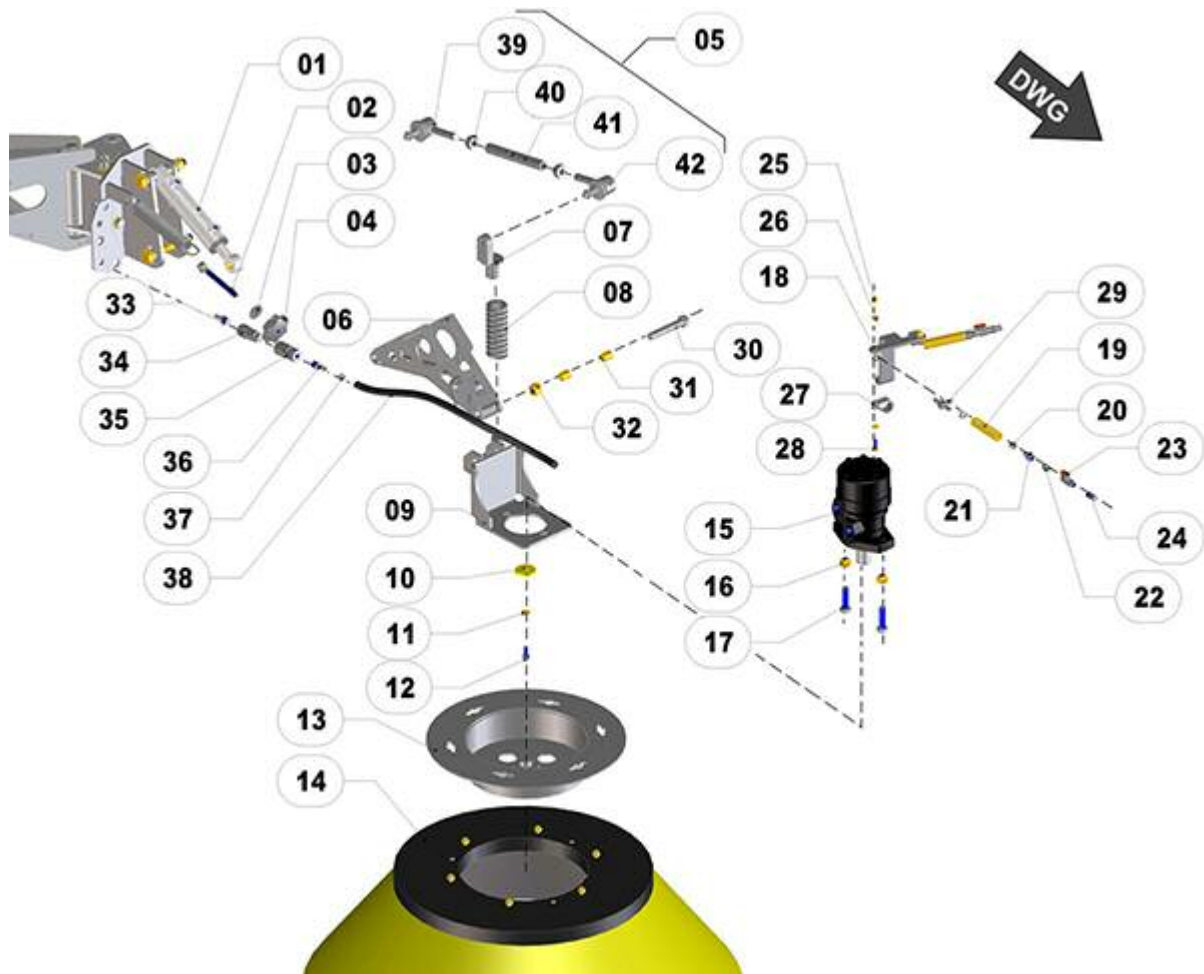


FIGURA	REFERENCIA	DENOMINACIÓN	CANTIDAD
001	46.95260.00	CyLINDER D/E D40X100	1
002	46.95159.00	SCREW DIN 444 M10X100	1
003	46.95160.00	WASHER D30X9	1
004	46.95163.00	FEMALE KNOB M10	1
005	46.00618.00	BAR BALL JOINT	1
006	48.09611.00	BRUSH LEFT ARM	1
007	46.95718.02	HEAD SHAFT	1
008	46.95717.02	SPRING COMP. D22XD42	1
009	46.95295.01	LEFT BRUSH SUPPORT	1
010	46.95106.00	WASHER 5X9X40 ARM B300	1
011	104.10000.00	WASHER DIN7980 D10	1
012	603.08020.86	SCREW DIN933 M8x20	1
013	46.09615.02	D385X101 SUPPORT	1
014	17.09750.00	BRUSH D850XD500X260	1
016	711.12000.66	NUT DIN982 M12	2
017	603.12045.86	SCREW DIN933	2
018	48.09614.00	SPRINKLER STAND	1

019	46.95191.01	SPRING D2XD14XD18	2
020	948.01308.00	SPRING CLAMP Ø13	1
021	46.10107.00	RACORD M/H D7X1/8	2
022	09.00340.00	NIPPLE M/M	1
023	48.10116.00	BALL VALVE 1 / 8 "FEMALE	1
024	48.10106.00	RACORD M/M SPRINKLER 1/8-D 0.84	1
025	711.06000.67	NUT DIN 982 M6	2
026	101.06000.67	WASHER DIN125 D6	2
027	830.01806.00	CLAMP LOOP	2
028	603.06020.87	SCREW DIN933 M6x20	2
029	46.02199.01	FORT CONNECTOR M / M / M D8	1
030	604.14085.86	SCREW DIN931 M14X85	1
031	949.01420.00	CAP. DIN 1494 14X16X20	2
032	711.14000.66	NUT DIN982 M14 8.8 K	1
033	46.95657.00	RACOR M/M 1/4GAS SPIKE D8	1
034	46.58124.00	QUICK PLUGS MALE 1 / 4 "IN	1
035	46.58123.00	QUICK PLUGS FEMALE 1 / 4 "IN	1
036	46.95657.00	RACOR M/M 1/4GAS SPIKE D8	1
037	948.01308.00	SPRING CLAMP Ø13	1

48775336 -- XXXXXXXX

09. MACH. FUNCT / LEFT BRUSH (02)

FIGURA	REFERENCIA	DENOMINACIÓN	CANTIDAD
038	469.03014.00	HOSE L/P MAT. 8x14	1
039	01.00631.00	ROTULA DIRECCION DERECHA	1
039	46.00618.00	BAR BALL JOINT	1
040	01.00638.00	NUT	2
042	01.00630.00	ROTULA DIRECCION IZQUIERDA	1

48775336 -- XXXXXXXX

09. MACH. FUNCT / SUCTION SYSTEM (01)

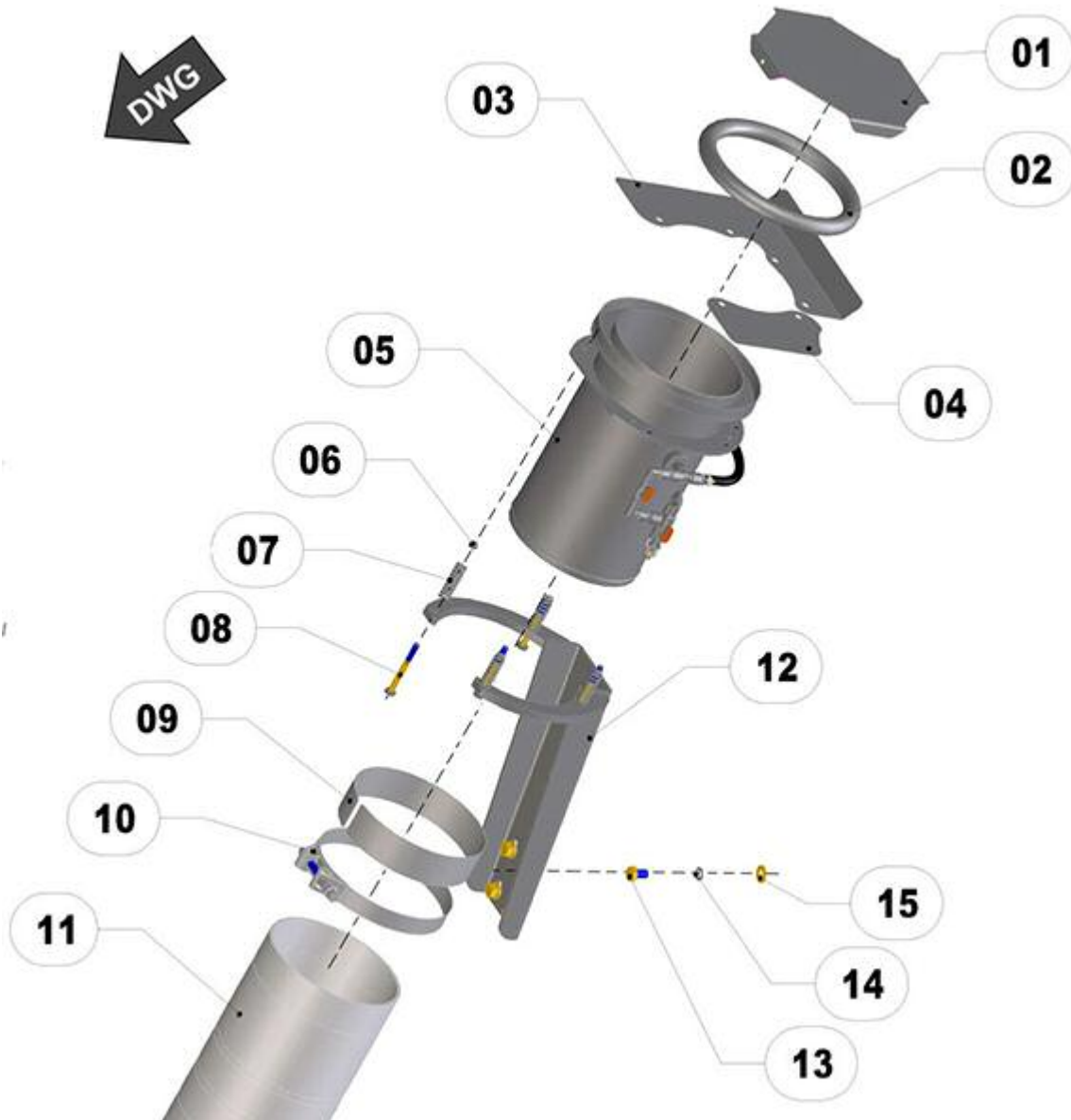


FIGURA	REFERENCIA	DENOMINACIÓN	CANTIDAD
001	48.09542.01	TOP 250X250X20	1
002	48.09558RE00	JOINT	1
003	48.08003.01	MOTOR PROTECTION PART A 31X267X293	1
004	48.08020.00	MOTOR PROTECTION PART B 1X100X192	1
005	48.09553.02		1
006	711.08000.66	NUT DIN982 M8	4
007	43.00366.01	SPRING COMPRESSION	4
008	604.08080.87	SCREW M8x80 DIN931	4
009	48.09539.00	FLANGE D200X46	2
010	912.20028.66		1
011	48.09540.00	MOUTH SUCTION TUBE D200	1
012	48.09554.02	FIXING SUPPORT TUBE ASPIRATION	1

013	603.12020.87	SCREW DIN933 M12x20	4
014	104.12000.00	WASHER DIN7980 D12	4
015	101.12000.66	WASHER DIN125 D12	4

48775336 -- XXXXXXXX

09. MACH. FUNCT / SUCTION SYSTEM (02)

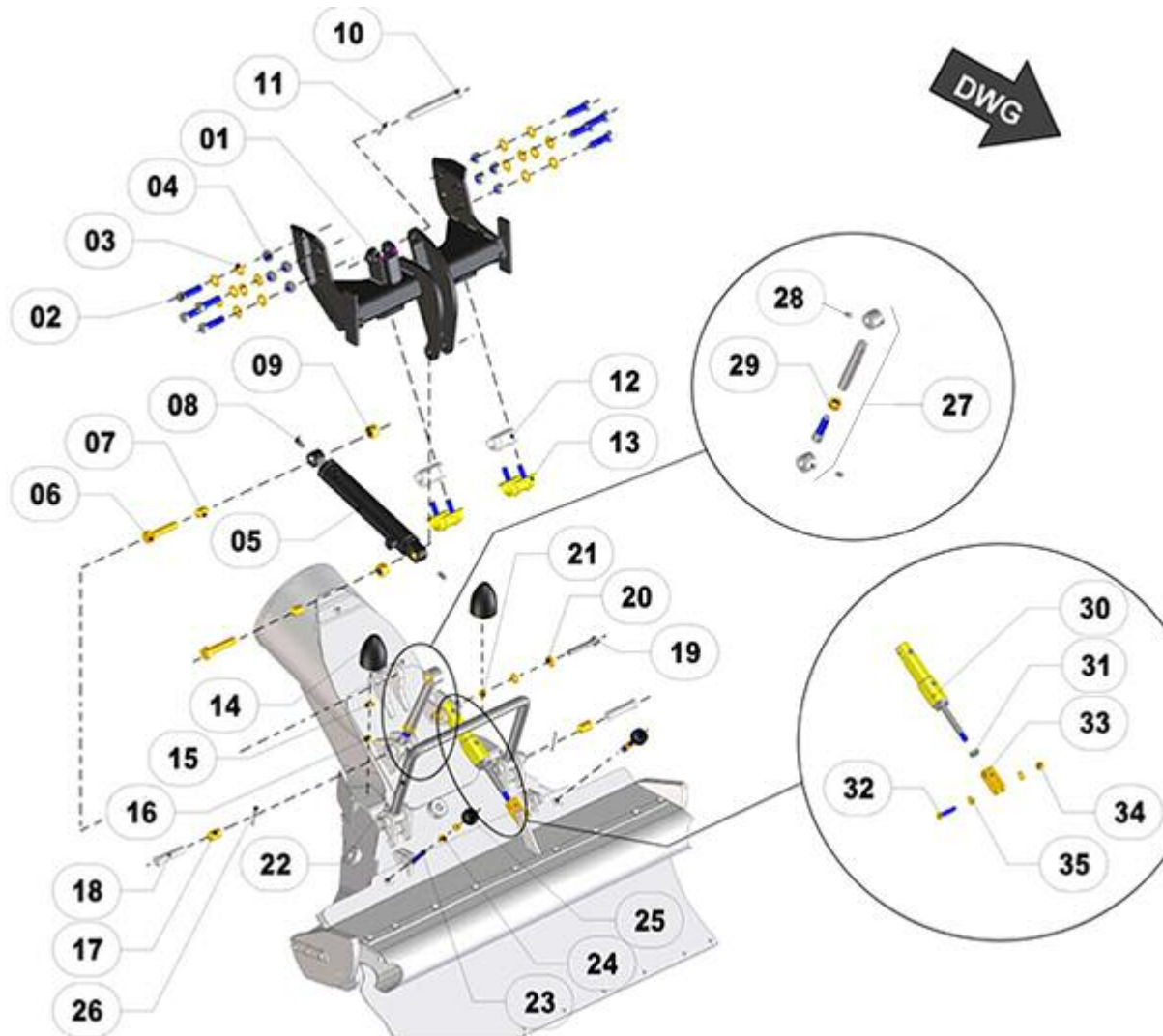


FIGURA	REFERENCIA	DENOMINACIÓN	CANTIDAD
001	48.09526.01	FIXING SUPPORT MOUTH	1
002	603.12045.87	SCREW M12x45	8
003	101.12000.67	WASHER DIN 125 D12	16
004	711.12000.67	NUT DIN982 M12	8
008	902.08000.33	GREASER DIN71412-C	1
009	711.14000.66	NUT DIN982 M14 8.8 K	1
010	48.09537.00	AXEL D15X126.5	1
011	401.04040.60	PIN	1
011	401.04040.60	PIN	3
012	48.09580.00	SHOCK ABSORBER	2
013	48.09581.00	CLAMP	2
014	08.00107.01	BUTT	2
015	101.08000.67	WASHER DIN125 D8	2
016	711.08000.67	NUT DIN982 M8	2
017	949.01525.00	BUSHING 15x17x25 DIN 1494	3

018	48.09529.00	AXEL D15X70	3
019	603.10060.86	SCREW DIN933	1
020	101.10000.67	D10 WASHER DIN125	2
021	711.10000.67	NUT DIN982 M10x1, 5	1
022	48.09549.00	TORSION BAR D20	1
023	603.08055.87	SCREW DIN933	2
024	701.08000.67	NUT DIN934 M8x1,25	4
025	46.95288.00	GRIPPER D30X18XM8	2
027	48.09522.00	ARM D20X215	1
028	901.08000.33	GREASER DIN71412-A M8x1,25	4
029	701.14000.66	NUT DIN934 M14x2	1
030	46.58099.00	CYLINDER D / E OPEN MOUTH	1
031	701.10000.67	NUT DIN934 M10x1,5	1
032	603.08035.87	SCREW 8X35/1.25 DIN 933 INOX.A-2	1
033	48.05040.00	ARTICULATED FORK D8X51	1
034	711.08000.67	NUT DIN982 M8	1
035	101.08000.67	WASHER DIN125 D8	2

48775336 -- XXXXXXXX

09. MACH. FUNCT / SUCTION SYSTEM (03)

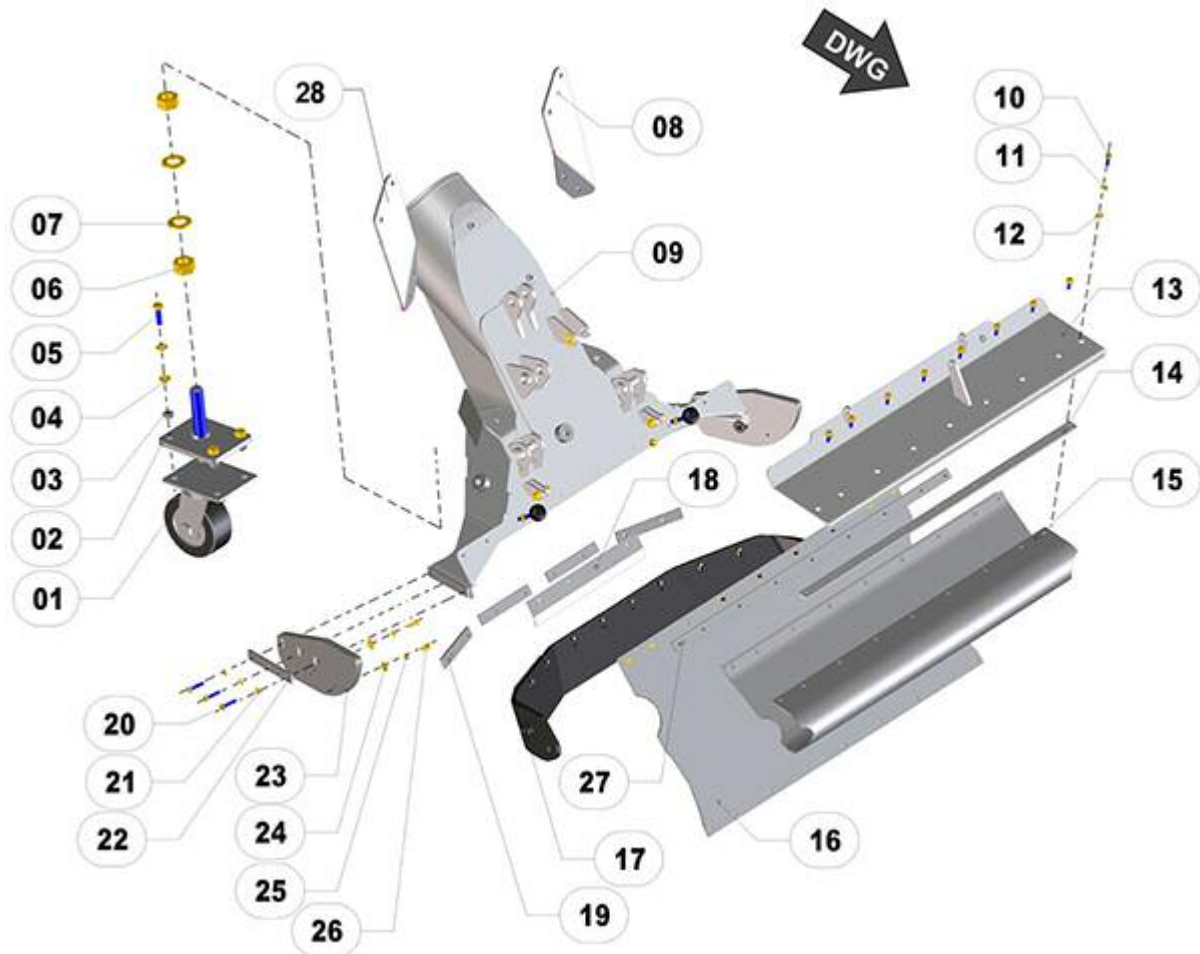


FIGURA	REFERENCIA	DENOMINACIÓN	CANTIDAD
001	46.95619.01	REINFORCED WHEEL D125	1
002	48.09527.00	WHEEL SUPPORT 110X140	1
003	701.10000.67	NUT DIN934 M10x1,5	4
004	101.10000.67	D10 WASHER DIN125	8
005	603.10035.87	SCREW M10x35	4
006	701.24000.66	NUT DIN934 M24x3	2
007	101.24000.66	WASHER DIN125	2
008	48.09519.00	FACE MOUNTING SUPPORT LEFT	1
009	48.09521.00	SUCTION INLET HOUSING	1
010	603.06020.87	SCREW DIN933 M6x20	9
011	104.06000.00	WASHER DIN7980 D6	9
012	101.06000.67	WASHER DIN125 D6	9
013	48.09524.00	SUPPORT 649.5X49	1
015	48.09534.02	IRON POLYURETHANE 4X370X765	1
016	48.09534.01	RUBBER PLATE 4X37	1
017	48.09551.02	MOUTH RUBBER SKIRT B200H	1
018	48.09588.00	REINFORCEMENT RUBBER	1

019	48.09552.00	SUPPORT 135X20X5	4
020	603.06030.87	SCREW DIN933 M6x30	6
021	104.06000.00	WASHER DIN7980 D6	6
022	48.09532.00	pin support 125X20	2
023	48.09531.02	contact shoe 15X117X207	2
024	112.06000.67	CIR-CLIP DIN9021 D6	4
025	104.06000.00	WASHER DIN7980 D6	4
026	630.06020.96	SCREW ISO7380 M6x20	4
027	48.09555.00	REINFORCEMENT 5X20X756.5	1

48775336 -- XXXXXXXX

09. MACH. FUNCT / SUCTION SYSTEM (03)

BASTIDOR: 72016

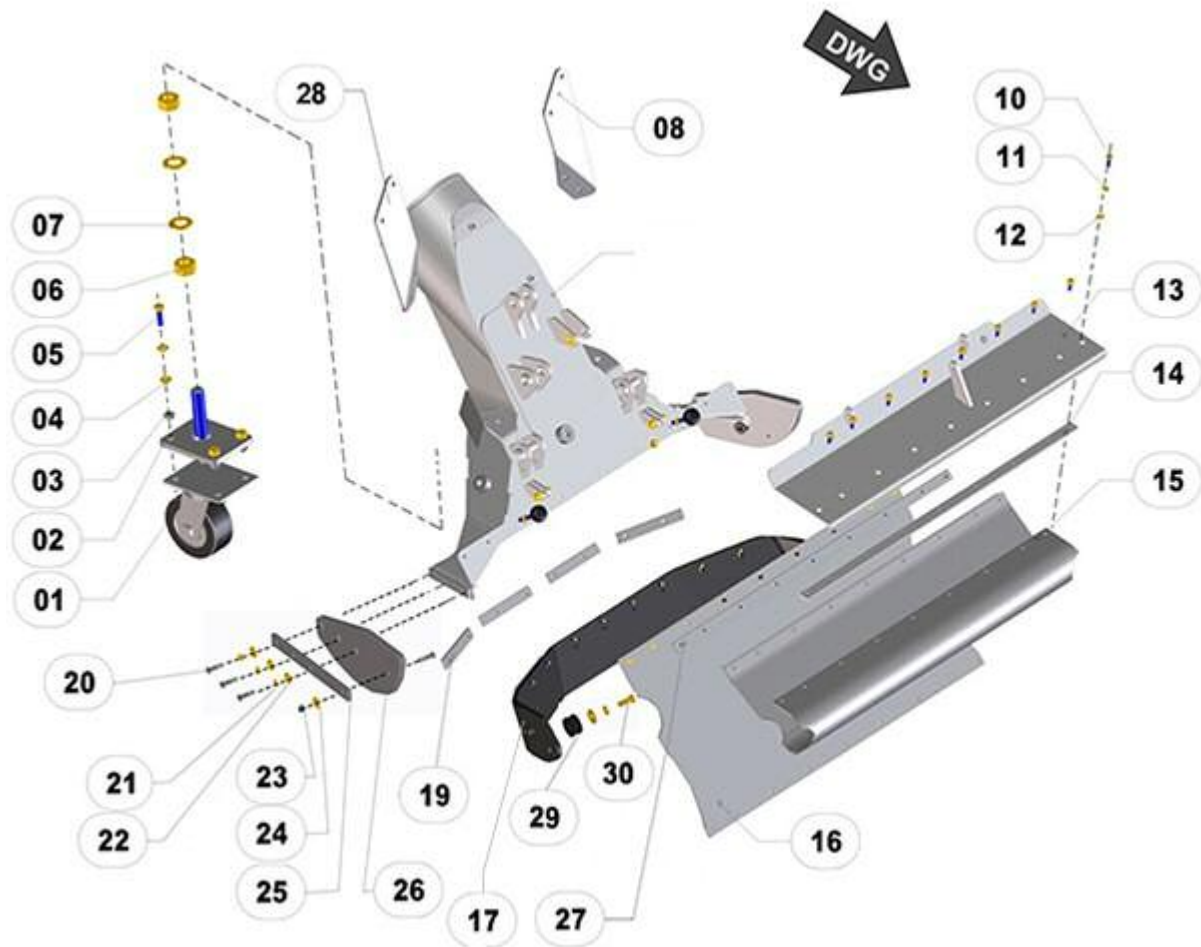


FIGURA	REFERENCIA	DENOMINACIÓN	CANTIDAD
001	46.95619.01	REINFORCED WHEEL D125	1
002	48.09527.00	WHEEL SUPPORT 110X140	1
003	701.10000.67	NUT DIN934 M10x1,5	4
004	101.10000.67	D10 WASHER DIN125	8
005	603.10035.87	SCREW M10x35	4
006	701.24000.66	NUT DIN934 M24x3	2
007	101.24000.66	WASHER DIN125	2
008	48.09519.00	FACE MOUNTING SUPPORT LEFT	1
009	48.09521.00	SUCTION INLET HOUSING	1
010	603.06020.87	SCREW DIN933 M6x20	9
011	104.06000.00	WASHER DIN7980 D6	9
012	101.06000.67	WASHER DIN125 D6	9
013	48.09524.00	SUPPORT 649.5X49	1
015	48.09534.02	IRON POLYURETHANE 4X370X765	1
017	48.09551.04	SKIRT RUBBER MOUTH B200H	1
019	48.09552.00	SUPPORT 135X20X5	4

020	630.06025.97	SCREW ISO7380	8
021	104.06000.00	WASHER DIN7980 D6	14
022	112.06000.67	CIR-CLIP DIN9021 D6	18
023	720.06000.66	NUT	2
024	112.06000.67	CIR-CLIP DIN9021 D6	4
025	48.09582.00	SUPPORT SUCTION HOOD B200H	2
026	48.09531.03	NYLON SIDE SLIDES	2
027	48.09555.00	REINFORCEMENT 5X20X756.5	1
028	48.09518.01	SUPPORT 250X80X6	1
029	16.00760.00	BUSH	2
030	630.06020.96	SCREW ISO7380 M6x20	4

48775336 -- XXXXXXXX

09. MACH. FUNCT / SUCTION SYSTEM (04)

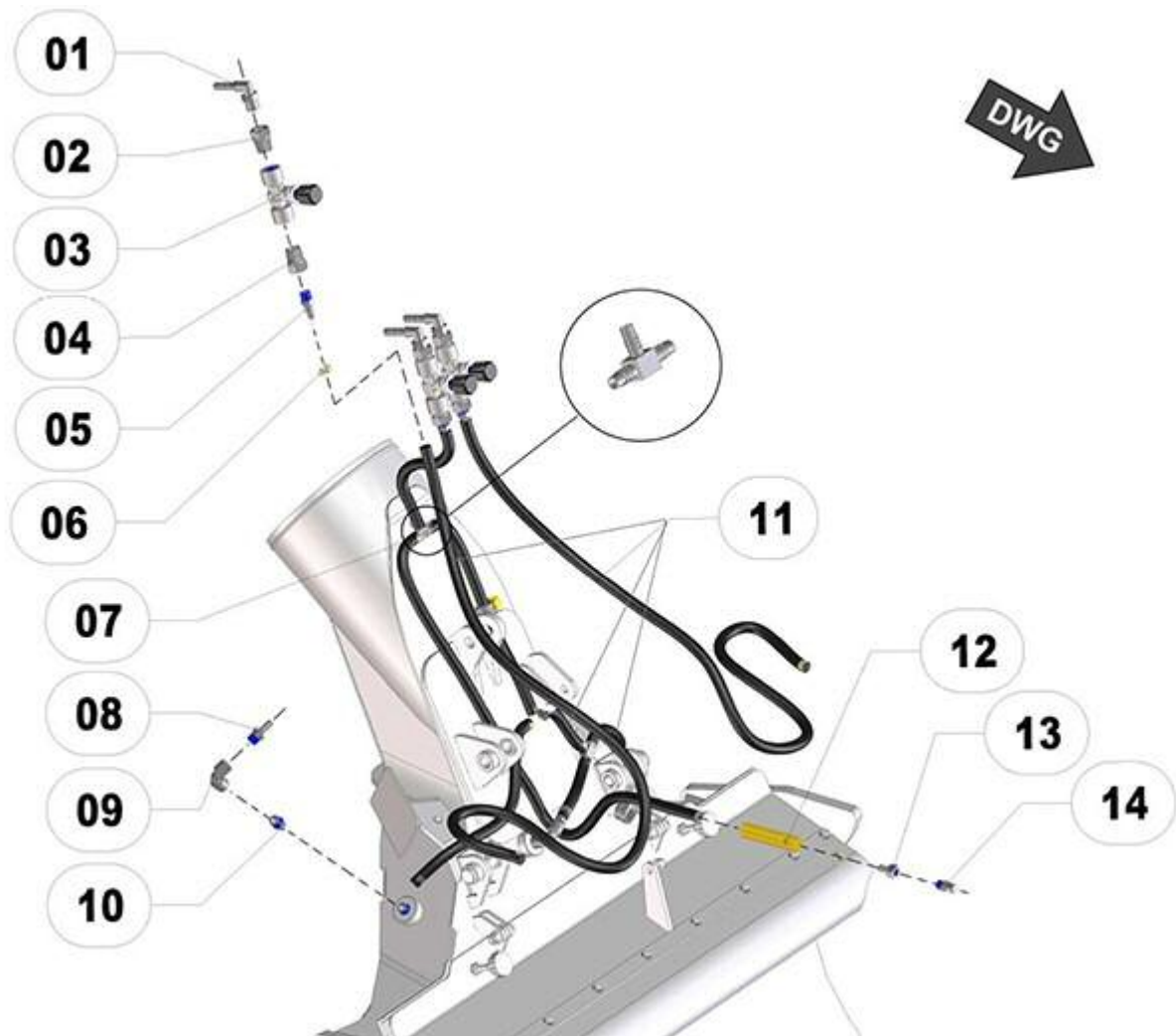


FIGURA	REFERENCIA	DENOMINACIÓN	CANTIDAD
001	39.09041.00	ELBOW C90M/M NIPPLE	3
002	10.16711.00	NIPPLE M/H	3
003	46.10504.00	FLOW CONTROL REGULATOR	3
004	10.16711.00	NIPPLE M/H	3
006	948.01308.00	SPRING CLAMP Ø13	3
007	46.02199.01	FORT CONNECTOR M / M / M D8	3
008	46.95657.00	RACOR M/M 1/4GAS SPIKE D8	3
009	46.95655.00	"RACOR C90 H/H THREAD 1/4" GAS"	3
010	46.95654.00	SPRINKLER NOZZLE	3
011	469.03014.00	HOSE L/P MAT. 8x14	6
012	46.95191.01	SPRING D2XD14XD18	1
013	46.10107.00	RACORD M/H D7X1/8	1
014	48.10106.00	RACORD M/M SPRINKLER 1/8-D 0.84	1

48775336 -- XXXXXXXX

09. MACH. FUNCT / HOPPER (01)

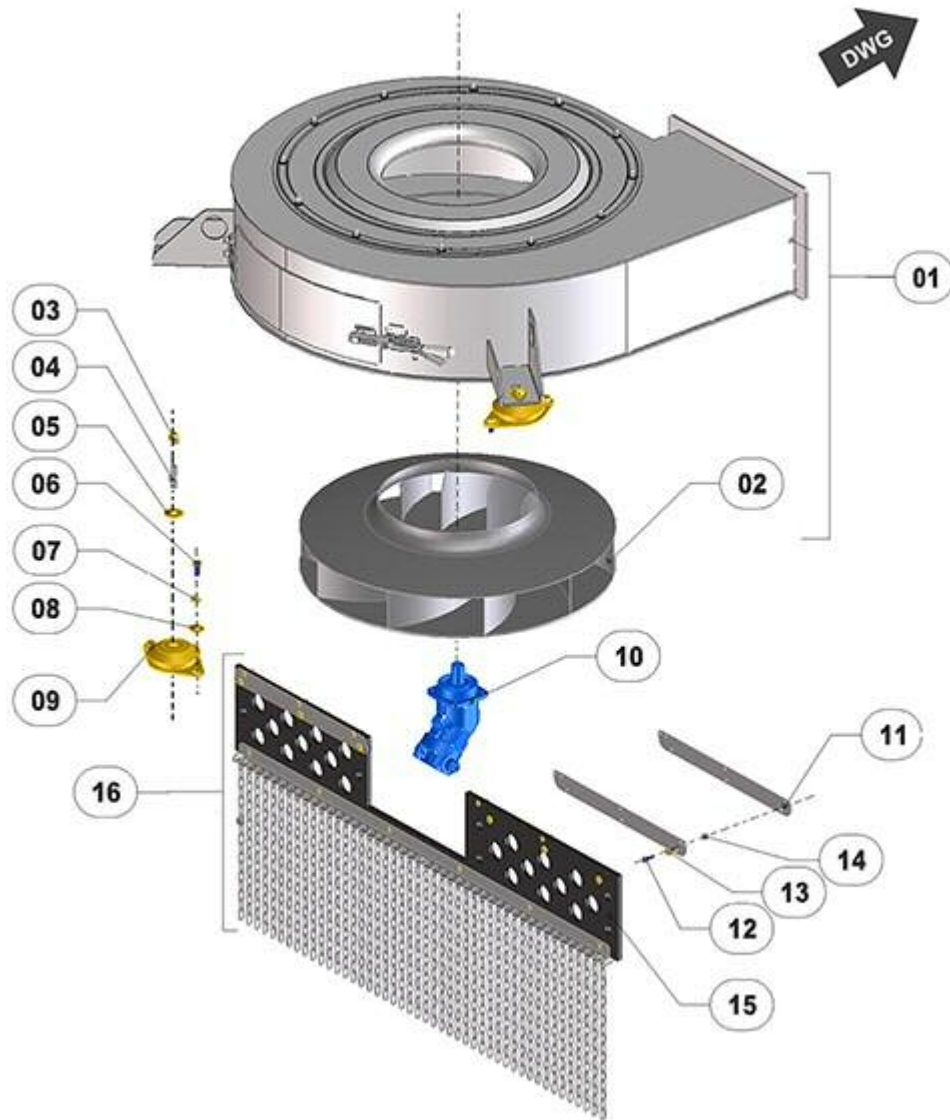


FIGURA	REFERENCIA	DENOMINACIÓN	CANTIDAD
001	48.09309.03	TURBINE B200H	1
002	48.09407.00	TURBINE IMPELLER	1
003	711.12000.66	NUT DIN982 M12	3
004	15.00357.00	STUD DIN939 M12x1,75	3
005	112.12000.66	WASHER DIN9021 D 12X36	3
006	603.10025.87	SCREW DIN933 M10x25	6
007	104.10000.00	WASHER DIN7980 D10	6
008	112.10000.67	WASHER DIN9021 D10	6
009	48.09372.00	SHOCK 37 X 143	3
010	48.09181.00	MOTOR HYDR. TURBINE SWEEPER	1
011	48.09013.00	REINFORCING 1X37.5X411.5	4
012	630.05025.96	SCREW ISO7380 M5X25	12

013	101.05000.66	WASHER DIN125 D5	6
014	711.05000.66	NUT DIN982 M5	12
015	48.93970.00	SHEET RUBBER 10X190X1190	1
016	48.09397.04	FILTER B200H AND LINK CHAINS	1

48775336 -- XXXXXXXX

09. MACH. FUNCT / HOPPER (02)

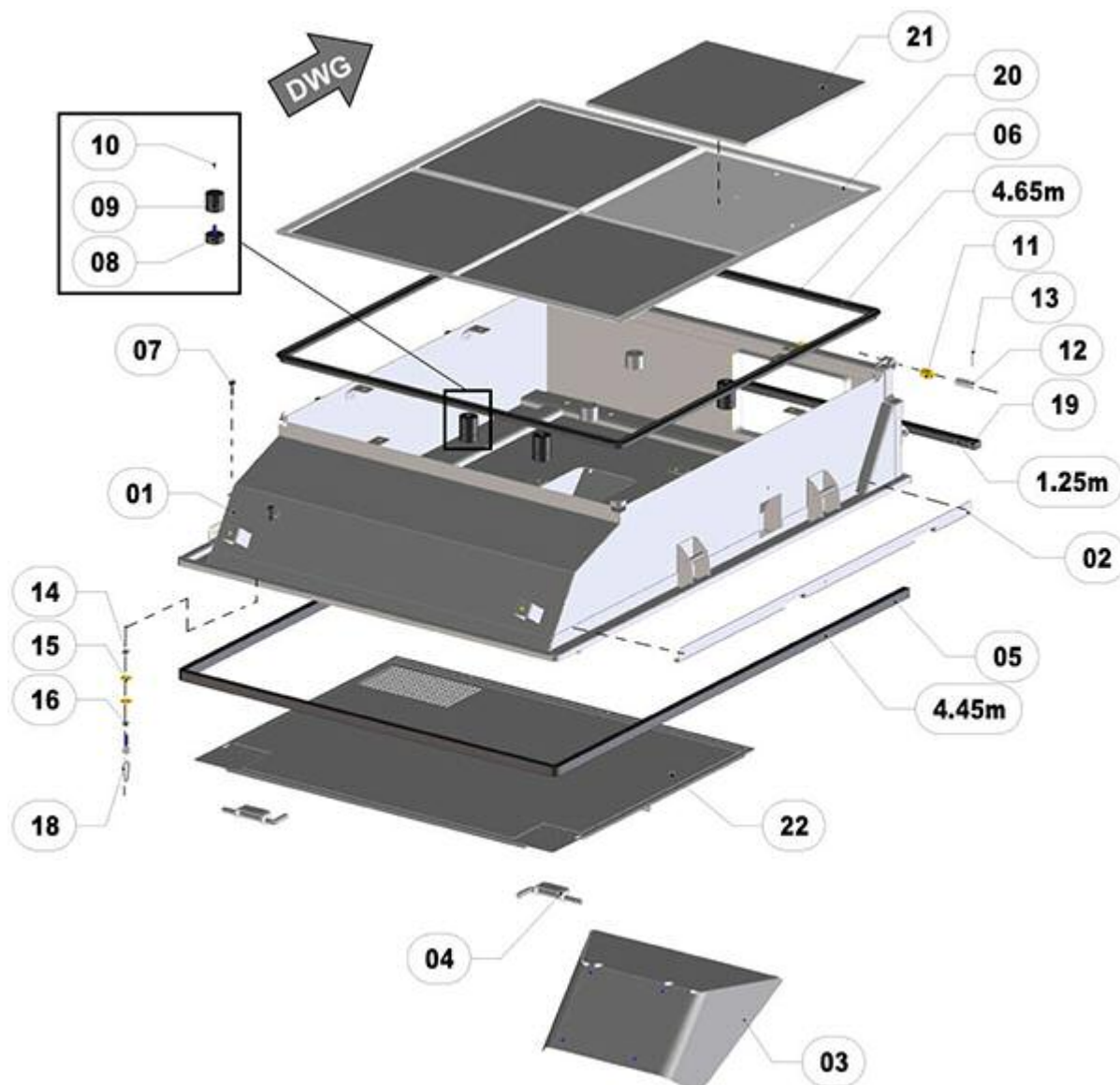


FIGURA	REFERENCIA	DENOMINACIÓN	CANTIDAD
001	48.09376.02	SET COVER PLATE HOPPER	1
002	48.09376.00	SUPPORT	1
003	48.09411.00	TURBINE MOTOR PROTECTION	1
004	48.09412.00	LOCKING	2
005	477.27020.00	PROFILE RUBBER MATERIAL (TO METERS)	1
006	472.00411.00	RUBBER PROFILE MAT.	1
007	57.11010.00	FLANGE TACO	10
008	17.09152.00	STOP. RUBBER D50X20XM10	4
009	48.13047.00	SUPPORT FIXING SILENBLOCK D50X4	4
010	618.06010.87	SCREW DIN7991 M6X10	4
011	48.09376.02	SET COVER PLATE HOPPER	2
012	48.09313.00	AXIS D20 X 59	2
013	401.04040.60	PIN	2

014	701.10000.67	NUT DIN934 M10x1,5	6
015	112.10000.67	WASHER DIN9021 D10	6
017	48.95155.00	JOINT SCREW M10	3
018	957.05050.82	SNAP HOOK	3
019	477.27020.00	PROFILE RUBBER MATERIAL (TO METERS)	1
020	48.09443.00	COVER SHEET TURBINE	1
021	48.09444.00	ACOUSTIC INSULATION PLATE	4
022	48.09374.00-103	FILTER	1

48775336 -- XXXXXXXX

09. MACH. FUNCT / HOPPER (03)

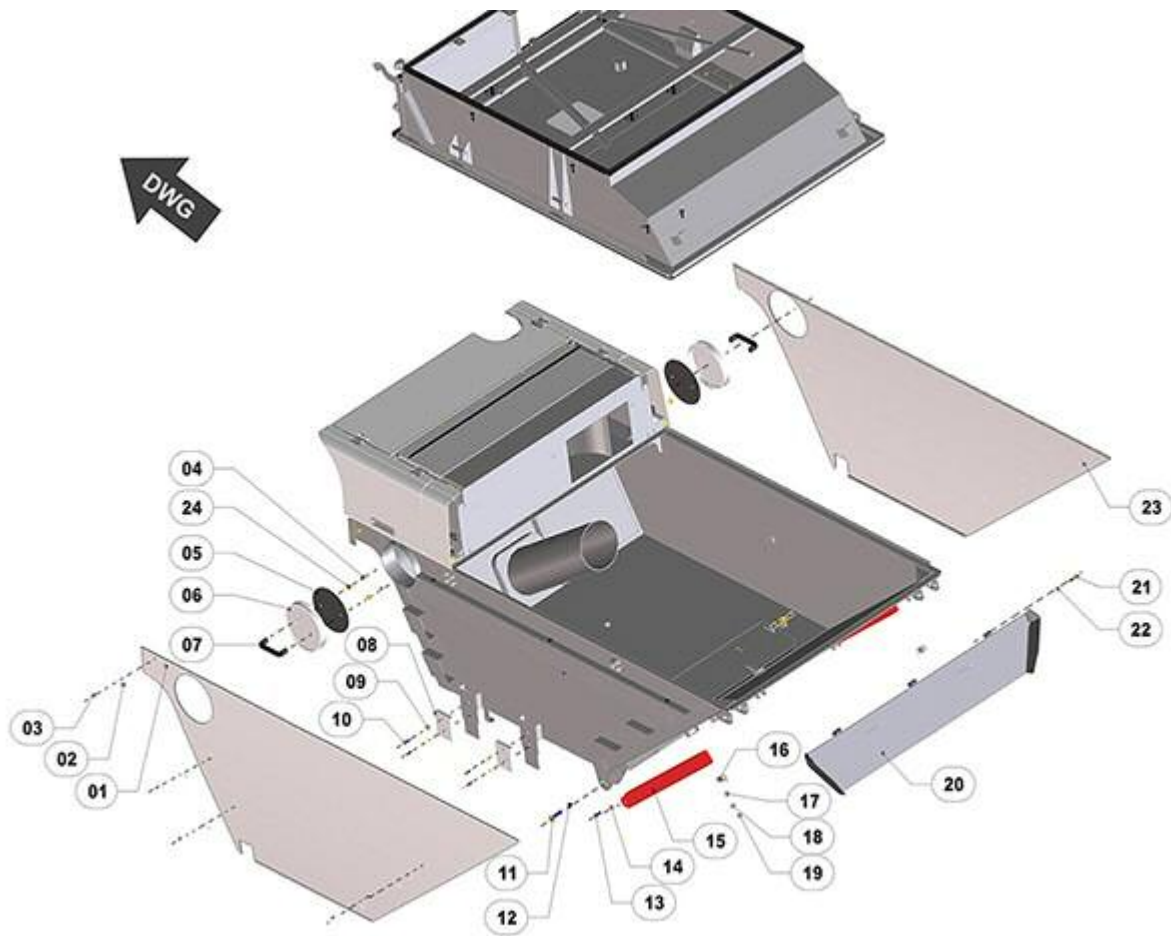


FIGURA	REFERENCIA	DENOMINACIÓN	CANTIDAD
001	48.09335.00	LEFT SIDE COVER B200H	1
002	112.06000.00	WASHER DIN9021 D6	10
003	630.06015.nx	SCREW ISO7380 M6X16	10
004	630.08015.97	SCREW ISO7380 M8X15	4
005	48.09357.00	RUBBER SHEET B200H	1
006	48.09353.00	TOP B200H	2
007	70.08025.00	HANDLE	2
008	48.09398.01	CENTERING MAXIMUM B200H	2
009	104.08000.NX	WASHER DIN7980 D8 INOX	4
010	630.08025.87	SCREW ISO7380 M8x25	4
011	603.14055.87	SCREW DIN933 M14x55	2
012	720.14000.66	NUT DIN985 SELF-LOCKING M14	2
013	603.08050.87	SCREW DIN933 M8X50	2
014	701.08000.67	NUT DIN934 M8x1,25	2
015	48.09350.00	SAFETY BAR	2
016	01.01925.00	LATCH	2

017	601.05015.86	SCREW 6X10 ALLEN C/CYLINDR.	4
018	101.05000.66	WASHER DIN125 D5	4
019	711.05000.66	NUT DIN982 M5	4
020	48.09347.01	DISCHARGE DEPOSIT PROTECTION B200H	1
021	604.08050.87	BOLT DIN 931 M8x50	3
022	711.08000.66	NUT DIN982 M8	3
023	48.09334.00	RIGHT SIDE COVER B200H	1
024	112.08000.67	WASHER DIN9021	4

48775336 -- XXXXXXXX

09. MACH. FUNCT / HOPPER (04)

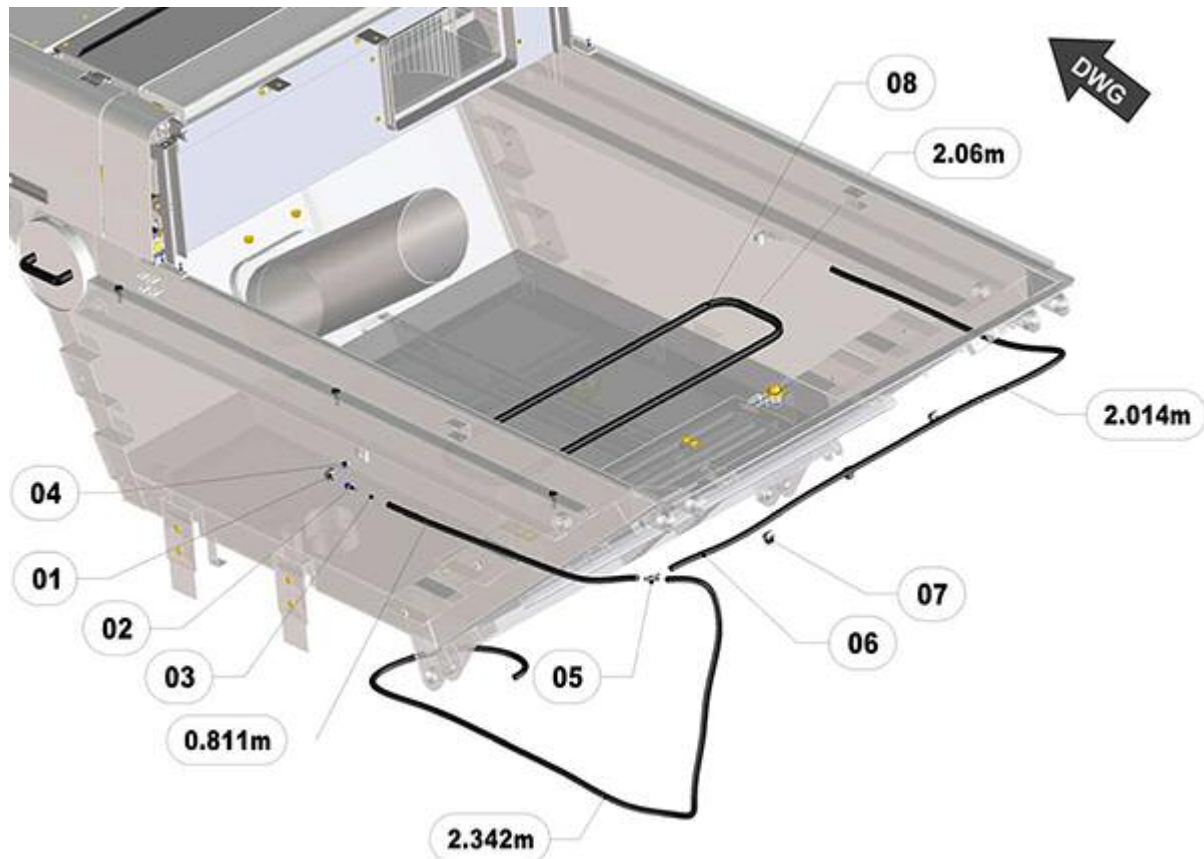


FIGURA	REFERENCIA	DENOMINACIÓN	CANTIDAD
001	46.95655.00	"RACOR C90 H/H THREAD 1/4"" GAS"	2
002	46.95657.00	RACOR M/M 1/4GAS SPIKE D8	2
003	948.01308.00	SPRING CLAMP Ø13	2
004	46.95654.00	SPRINKLER NOZZLE	2
005	46.02199.01	FORT CONNECTOR M / M / M D8	1
006	469.03014.00	HOSE L/P MAT. 8x14	3
007	824.15000.00	CLAMP LOOP	3
008	470.00410.00	RUBBER PROFILE	1

48775336 -- XXXXXXXX

09. MACH. FUNCT / HOPPER (05)

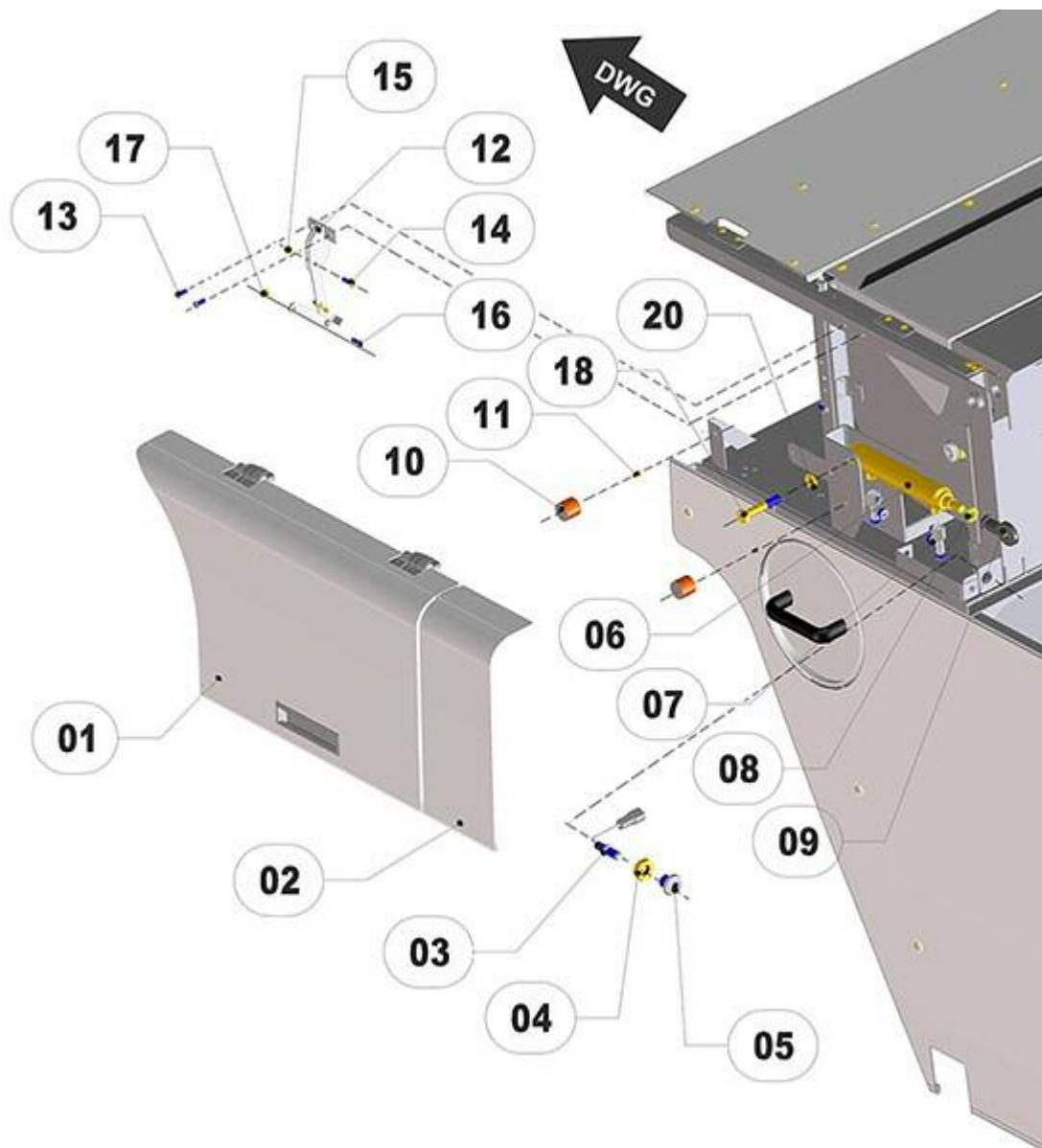


FIGURA	REFERENCIA	DENOMINACIÓN	CANTIDAD
001	48.09332.00	TOP LEFT DOOR B200H	1
002	48.09401.00	COVER. WINDOW B200H	1
003	46.11053.02	SENSOR IND.M12 NO PNP	2
004	709.18000.67	NUT DIN936 M18x1, 5	2
005	46.09916.00	PROT. CIL. POSITION SENSOR	2
006	48.09307.00	CYLINDER D25 L100	1
007	48.10320.01	FITTING M/M/TL FORT M14 GUM D	2
008	702.12000.66	NUT	1
009	48.09308.00	BALL M12	1
010	39.08036.00	MAGNET	2
011	630.05010.NX	SCREW ISO7380 M5X10	2
012	48.09396.00	DOOR STOP B200H	1

013	630.06015.97	SCREW M6x15 ISO7380	2
014	630.06020.96	SCREW ISO7380 M6x20	1
015	711.06000.67	NUT DIN 982 M6	1
016	630.06015.97	SCREW M6x15 ISO7380	2
017	711.06000.67	NUT DIN 982 M6	1
018	604.12065.86	SCREW DIN931	1
020	101.12000.67	WASHER DIN 125 D12	1

48775336 -- XXXXXXXX

09. MACH. FUNCT / HOPPER (06)

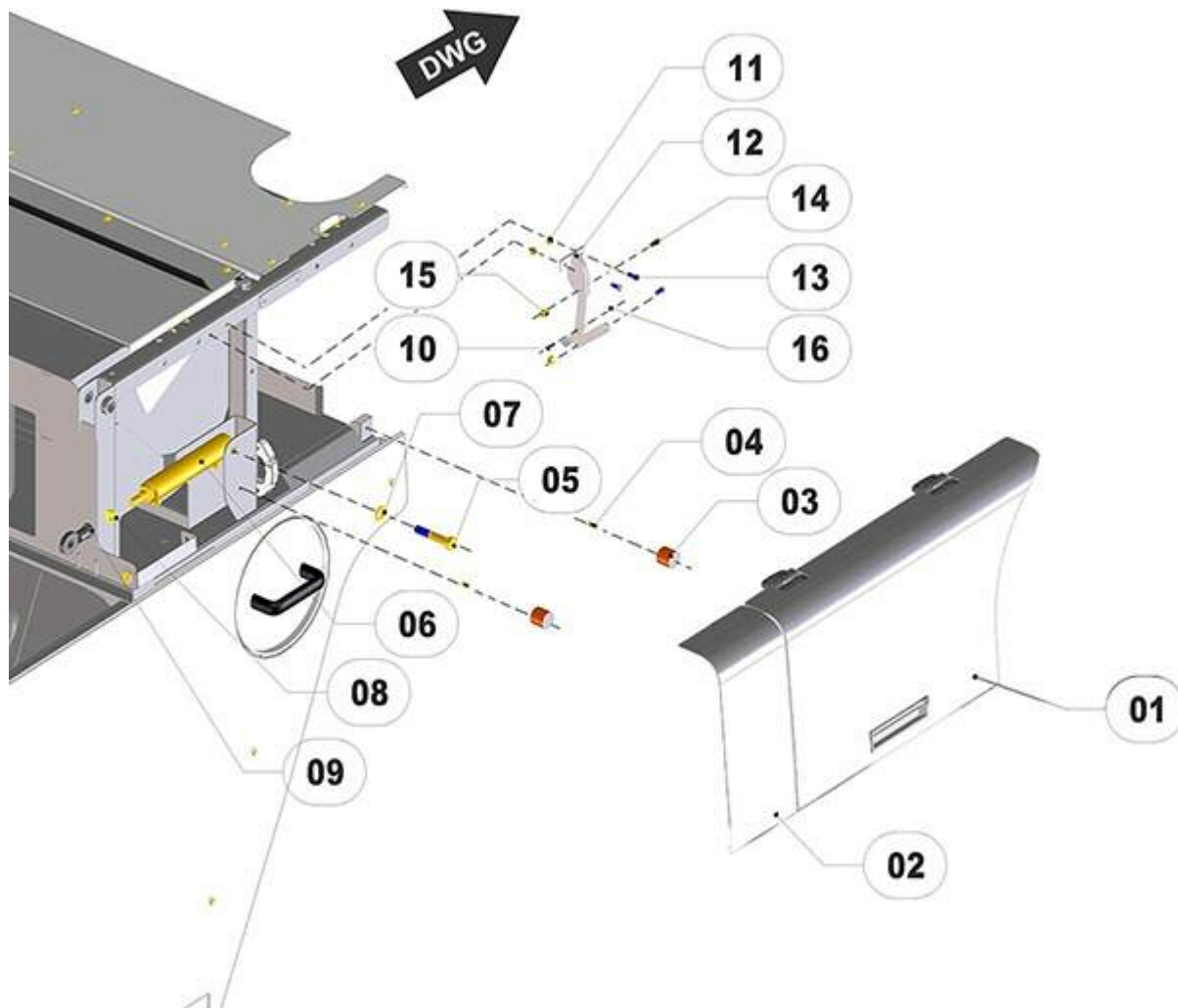


FIGURA	REFERENCIA	DENOMINACIÓN	CANTIDAD
001	48.09331.00	TOP RIGHT DOOR B200H	1
002	48.09401.00	COVER. WINDOW B200H	1
003	39.08036.00	MAGNET	2
004	630.05010.NX	SCREW ISO7380 M5X10	2
005	604.12065.86	SCREW DIN931	1
006	48.09307.00	CYLINDER D25 L100	1
007	101.12000.67	WASHER DIN 125 D12	1
008	702.12000.66	NUT	1
009	48.09308.00	BALL M12	1
010	630.04015.97	SCREW M4x15 ISO7380	2
011	711.06000.67	NUT DIN 982 M6	2
012	48.09396.00	DOOR STOP B200H	1
013	630.06015.97	SCREW M6x15 ISO7380	2
014	630.06020.96	SCREW ISO7380 M6x20	1
015	711.06000.67	NUT DIN 982 M6	2

48775336 -- XXXXXXXX

09. MACH. FUNCT / HOPPER (07)

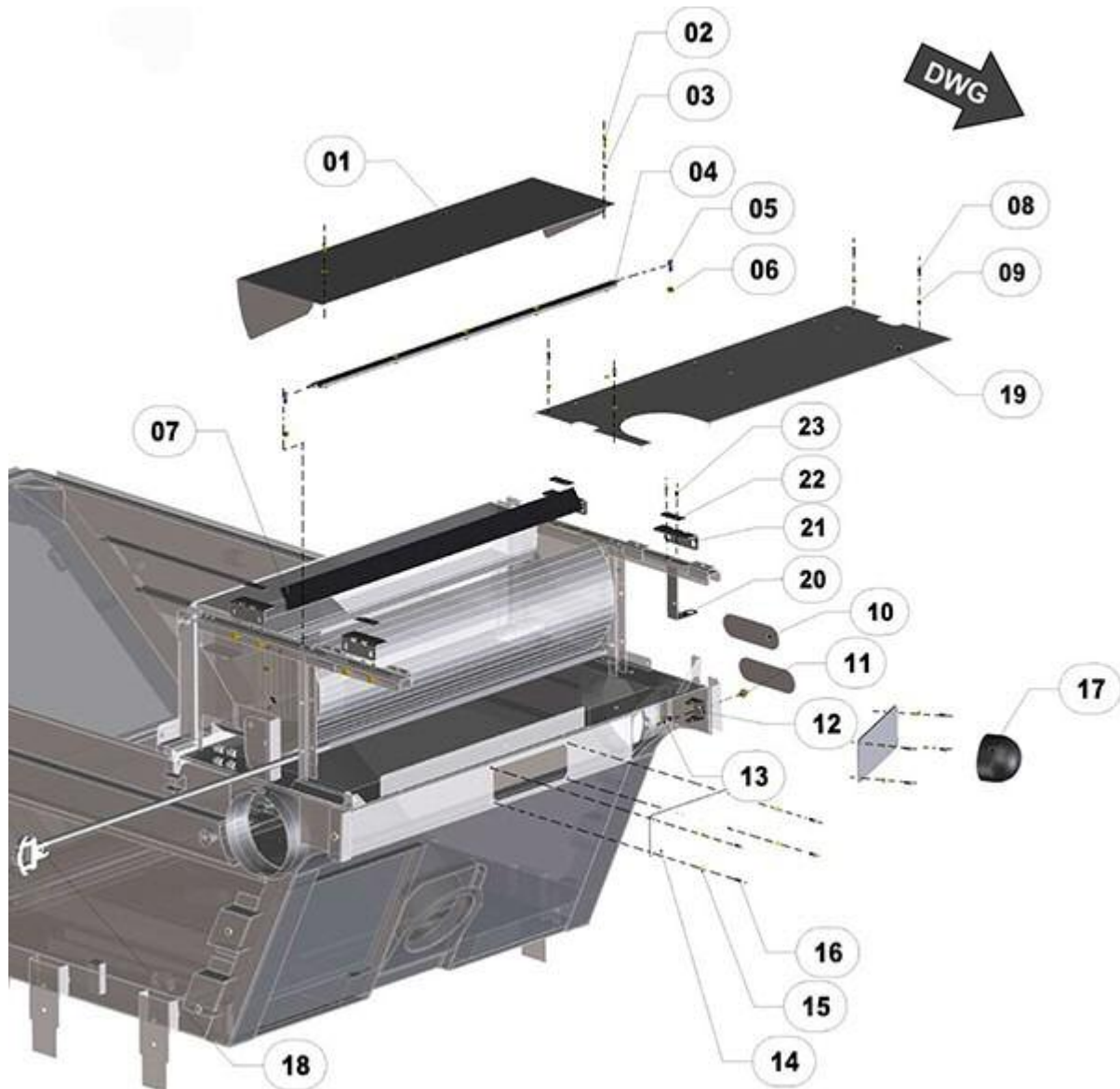


FIGURA	REFERENCIA	DENOMINACIÓN	CANTIDAD
001	48.09336.00	CEILING PLATE B200H	1
005	01.00735.00	SUPPORT ART.	2
006	711.08000.NX	NUT DIN982 M8	2
007	472.45389.00	RUBBER PROFILE 11X15X56	1
008	630.06015.nx	SCREW ISO7380 M6X16	10
009	104.06000.00	WASHER DIN7980 D6	10
011	711.10000.86	NUT DIN982 M10 C8	1
012	48.11034.00	LIGHT WORK	1
013	603.10020.86	SCREW DIN933 M10x20	1
014	48.09375.00	INSPECTION GLASS	2
015	104.06000.00	WASHER DIN7980 D6	8
016	630.06015.nx	SCREW ISO7380 M6X16	8
017	48.11034.00	LIGHT WORK	1

018	48.09399.00	SCRAPER B200H	1
019	48.09333.02	ROOF PLATE B 200 EURO 6	1
021	48.09126.00	SUPPORT	4
023	630.05010.NX	SCREW ISO7380 M5X10	12

48775336 -- XXXXXXXX

09. MACH. FUNCT / HOPPER (08)




FIGURA	REFERENCIA	DENOMINACIÓN	CANTIDAD
001	48.09371.03	SWEEPER TOP PLASTIC HOPPER	1
002	112.08000.67	WASHER DIN9021	4
003	104.08000.00	WASHER DIN7980 D8	4
004	630.08025.96	SCREW ISO7380	4
005	48.09316.02	RIGHT SIDE PROTECTOR	1
006	48.09317.01	LEFT SIDE GUARD	1
007	112.06000.66	WASHER DIN9021 D6	4
008	630.06015.96	SCREW ISO7380 M6x15	4
009	39.08036.00	MAGNET	4
010	02.32013.00	CAP	5

48775336 -- XXXXXXXX

09. MACH. FUNCT / HOPPER (09)

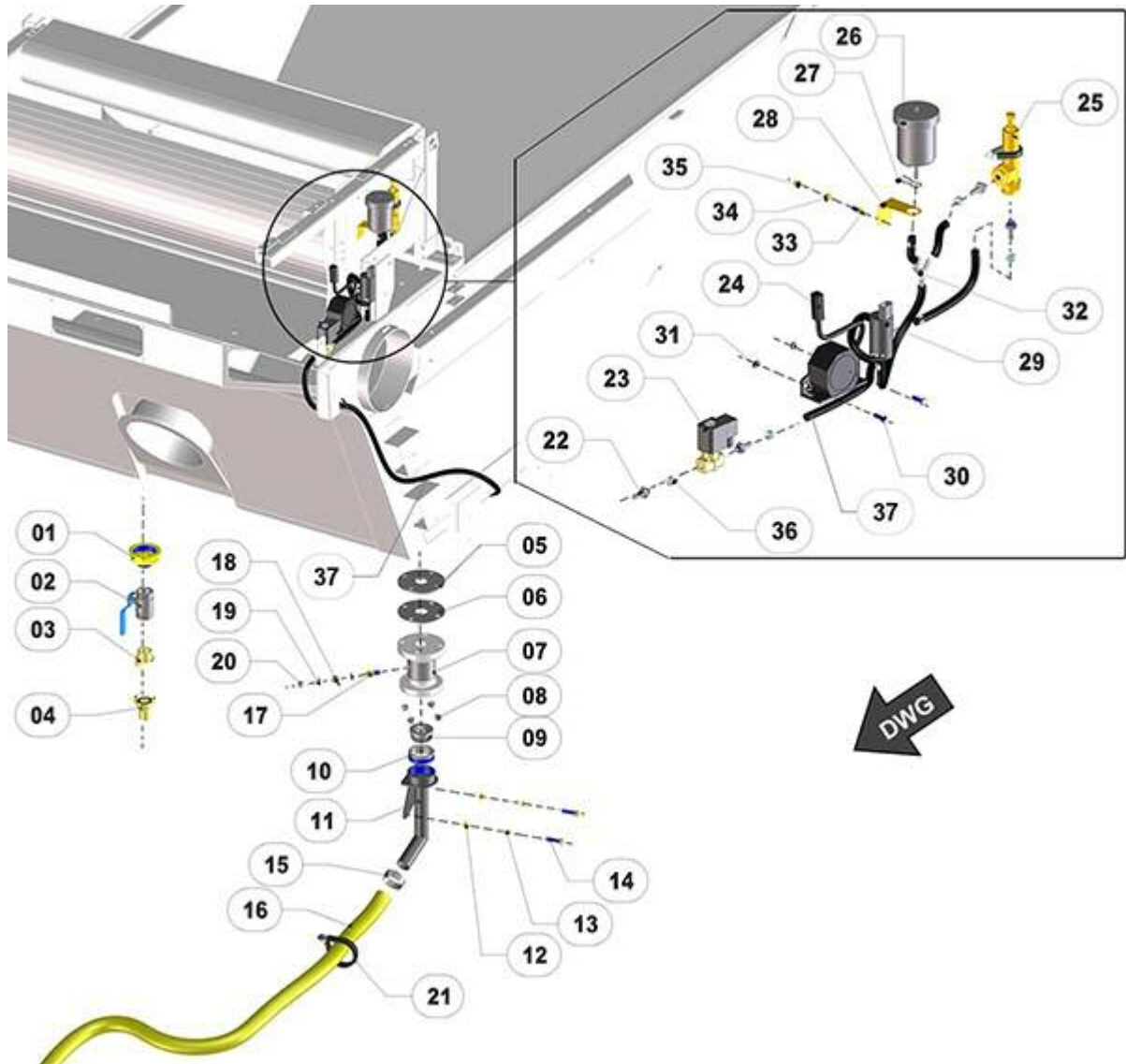


FIGURA	REFERENCIA	DENOMINACIÓN	CANTIDAD
001	48.10009.00	FITTING M/H 1 GAS-2 GAS BRASS	1
002	48.09365.00	BALL VALVE HH 1BSP	1
003	48.09360.00	MALE CONNECTOR DIN EXPRESS 1	1
004	48.09361.00	HOSE CONNECTOR DIN EXPRESS D25	1
005	48.09020.00	JOINT	1
006	48.09021.00	JOINT	1
007	48.09359.00	MEMBRANE PRESSURE VALVE	1
008	711.10000.66	SHOCK ABSORBER	4
009	46.09854.00	RUBBER SEAL D55XD22X25	1
010	48.93641.00	TUBE	1
011	48.09364.03	SUPPORT	1
012	101.08000.67	WASHER DIN125 D8	2
013	104.08000.00	WASHER DIN7980 D8	2

014	603.08035.87	SCREW 8X35/1.25 DIN 933 INOX.A-2	2
015	912.32050.66	CLAMP DIN3017	2
016	484.00032.00	PIPE	1
017	48.10031.00	RACOR	1
018	48.10030.00	RACOR	1
019	106.10000.20	WASHER CU 10x16x1,5 DIN7603A	2
020	948.01208.00	FLANGE	1
021	830.06006.00	FLANGE D60X6	1
022	48.10115.00	RACOR M/M 1/8 BSPXD6	4
023	48.09363.01	2 way solenoid valve	1
024	70.11326.00	REVERSE BREAK ACOUSTIC WARNING	1
025	48.09616.00	DISCHARGE VALVE 1/2	1
026	43.00751.02	TANK SET	1
027	43.00751.02	TANK SET	1
027	469.03012.00	HOSE L/P MAT.	6
028	43.07511.00	TANK BRAKE SUPPORT	1
029	48.09362.00	CLEAN WATER PUMP	1
030	603.06020.86	SCREW DIN933 M6x20	2
031	720.06000.66	NUT	2
032	20.05003.00	NIPPLE FORT TB/TB/TB	2
033	630.06016.96	BOLT ISO7380 M6x16	1
034	101.06000.66	WASHER DIN125 D6	1
035	711.06000.NX	NUT DIN982 M6	1

48775336 -- XXXXXXXX

09. MACH. FUNCT / HOPPER (09)

FIGURA	REFERENCIA	DENOMINACIÓN	CANTIDAD
036	948.01208.00	FLANGE	10

48775336 -- XXXXXXXX

09. MACH. FUNCT / HOPPER (10)

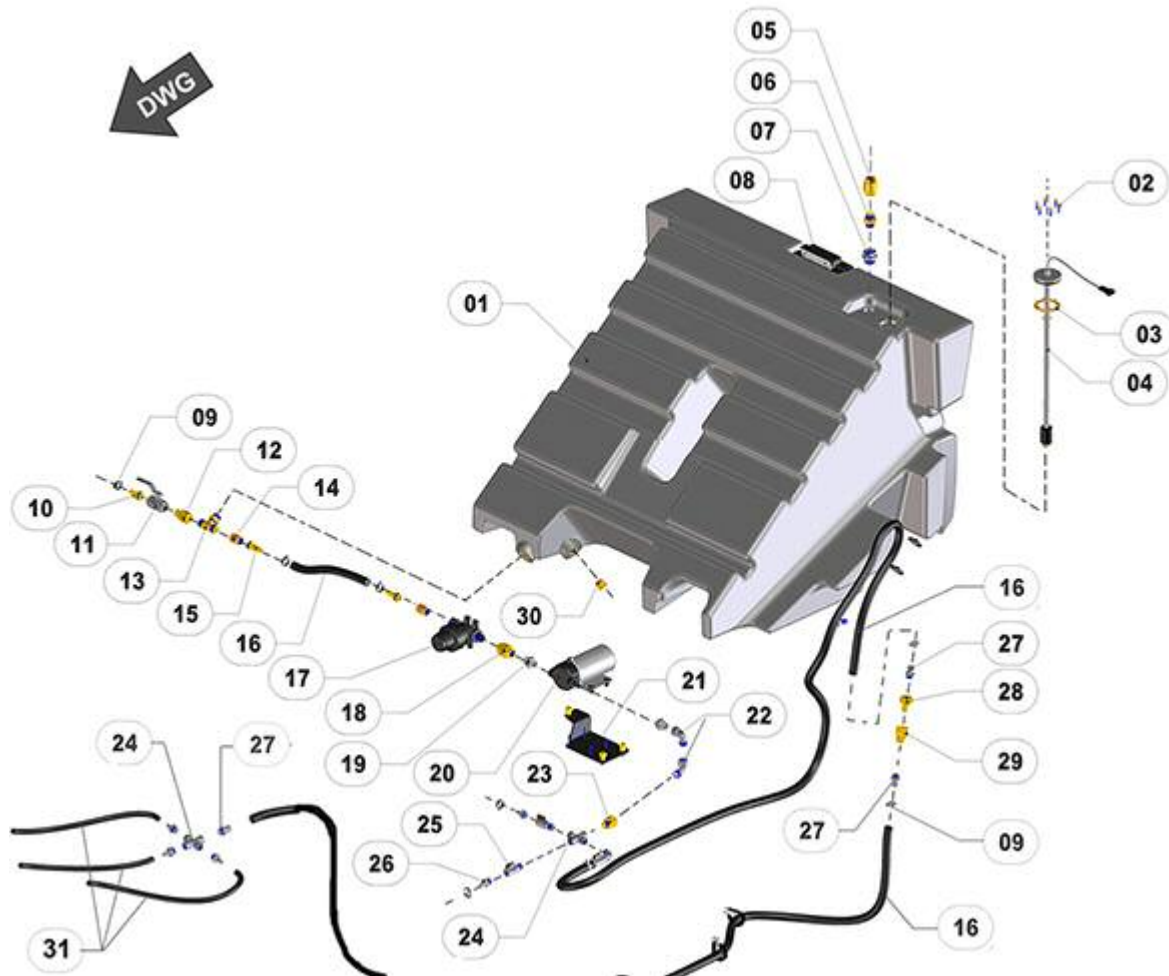


FIGURA	REFERENCIA	DENOMINACIÓN	CANTIDAD
001	48.09315.01	WATER TANK 300L	1
002	601.04020.87	SCREW DIN912 M4x20	6
004	48.11016.00	WATER TANK LEVEL SENSOR	1
005	46.10579.00	"PRESSURE VALVE RETENTION 1/2""	1
007	48.10034.00	FITTING M/H 3/4-1/2 WITH NUT	1
008	48.09343.01	KIT MOUTH FILLED B200H	1
009	912.20032.00	CLAMP	8
010	46.10382.00	RACOR M/M 1/2"	1
011	54.01361.00	VALVE	1
012	46.10623.00	RACCORD M/TL 1/2G	1
013	48.10048.00	RACOR FORT M/O/M 1/2" GAS	1
014	46.10381.00	FITTING H/H 1/2	2
015	46.10382.00	RACOR M/M 1/2"	2
016	464.03022.00	MAT. TUBE B/P 16X22	1
017	39.05922.00	WATER FILTER	1
018	46.10579.00	"PRESSURE VALVE RETENTION 1/2""	1
019	08.00313.00	FITTING M/M 1/2 G-3/8 G	1

020	48.09413.00	WATER PUMP B200H	1
021	48.09328.01	PLATE STAND PUMP	1
022	17.10219.00	RACOR C90M/H 1/2	2
023	45.01472.00	NIPPLE M/H	1
024	48.21140.00	RACOR. H/H/H/H 3/8"	1
025	48.10035.00	BALL VALVE 3/8 "M / H	3
026	48.10038.00	RACOR M/TB 3/8" D12	1
027	48.21190.00	RACOR. 3/8"-D17	2
028	48.10567.00	3/8 BSP WATER COUPLINGS	1
029	48.10566.00	3/8 BSP WATER COUPLINGS	1

48775336 -- XXXXXXXX

09. MACH. FUNCT / HOPPER (11)

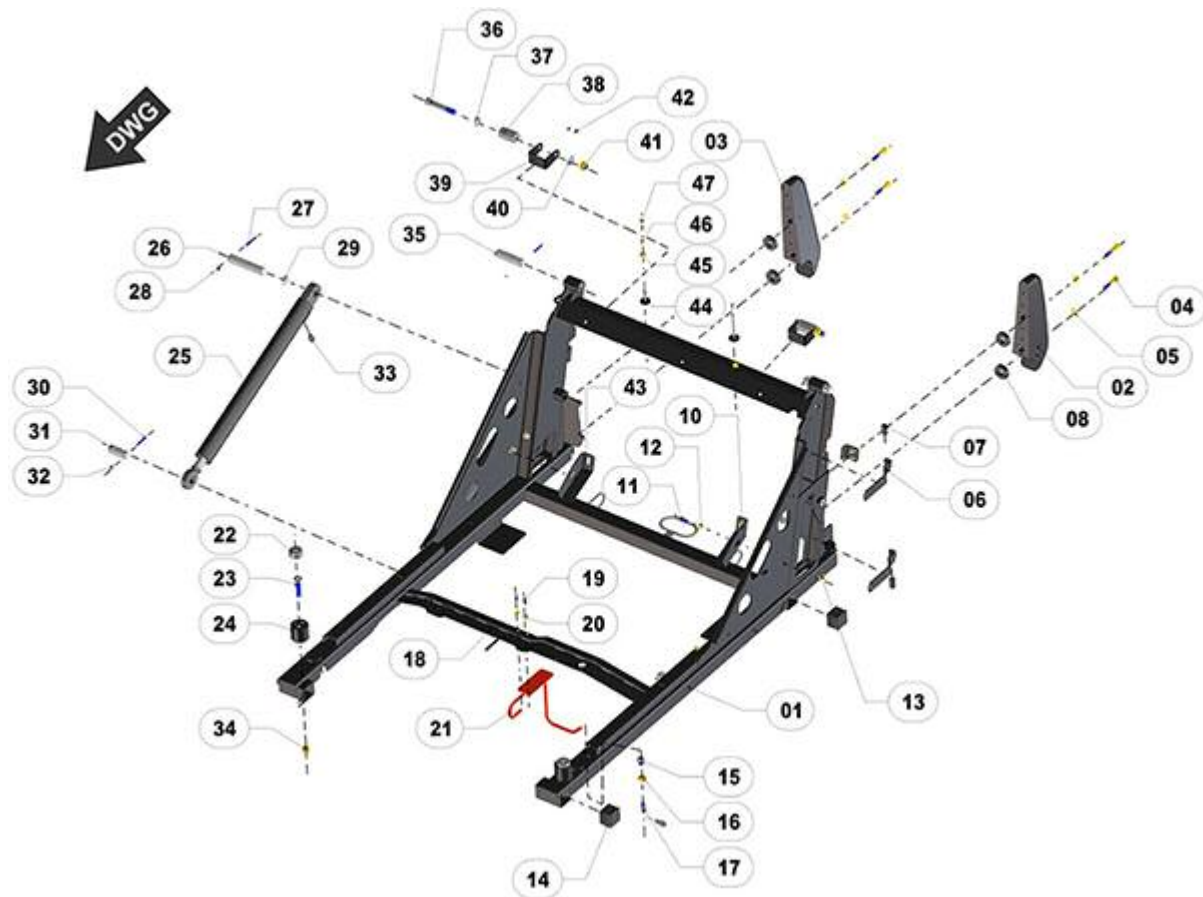


FIGURA	REFERENCIA	DENOMINACIÓN	CANTIDAD
001	48.09321.02	B200H CASTING	1
002	48.09319.00	RUBBER STOP	1
003	48.09318.00	RUBBER STOP	1
004	601.12070.87	SCREW DIN 912 M12x70	4
005	101.12000.67	WASHER DIN 125 D12	4
006	48.09442.00	SUPPORT PIN FOR. 205 X 40	2
007	48.09441.00	HINGE D8X80	2
008	48.93181.00	DISC DICKE D26XD55X15	4
010	48.09325.00	RIGHT SUPPORT	1
011	603.12030.87	SCREW DIN933 M12x30	4
012	101.12000.67	WASHER DIN 125 D12	4
013	711.12000.66	NUT DIN982 M12	4
014	46.90055.00		4
015	46.09916.00	PROT. CIL. POSITION SENSOR	1
016	709.18000.67	NUT DIN936 M18x1, 5	1
017	46.11053.02	SENSOR IND.M12 NO PNP	1
018	48.09425.00	CROSSBAR FRAME B200H	1
019	603.08020.87	SCREW DIN933 M8x20	2
020	101.08000.67	WASHER DIN125 D8	2

021	48.09426.00	SUPPORT PIN STRAIGHT 150X60	1
022	20.03002.00	BUTT	2
023	618.16080.87	SCREW DIN7991 M16X80	2
024	20.03003.03	SUPPORT CUSHION 60X65X65	2
025	48.09320.02	CYLINDER S/E D55 L600	1
026	48.09323.00	AXIS D30 X 155	2
027	601.06060.86	SCREW DIN912 M6X60	2
028	711.06000.66	NUT DIN982 M6	2
029	904.30000.00	RING 0,5 MM.	2
030	601.06050.86	SCREW	2
031	48.09327.00	AXIS D30 X 79	2
032	711.06000.66	NUT DIN982 M6	2
033	46.58184.00	RACOR M / M 3/8BSP-M14X1.5	2
034	711.16000.66	NUT DIN982 M16 8.8 K	2
035	48.09322.00	AXIS D30 X 118	2
036	604.18120.86	SCREW DIN931 M18x120	2
037	101.18000.66	BEARING DIN125 D18	2

48775336 -- XXXXXXXX

09. MACH. FUNCT / HOPPER (11)

FIGURA	REFERENCIA	DENOMINACIÓN	CANTIDAD
038	46.04141.01	BEARING CYL. D18XD40X70	2
039	48.09356.00	SHAFT SUPPORT	2
040	101.18000.66	BEARING DIN125 D18	1
041	711.18000.66	NUT DIN982 M18	2
042	630.06015.96	SCREW ISO7380 M6x15	4
043	48.09324.00	RIGHT SUPPORT	1
044	48.09352.00	RUBBER STOP M10X80	2
045	101.10000.67	D10 WASHER DIN125	2
046	104.10000.00	WASHER DIN7980 D10	2
047	701.10000.66	NUT DIN934 M10x1.5	2

48775336 -- XXXXXXXX

10. HYDRAULIC / PUMPS

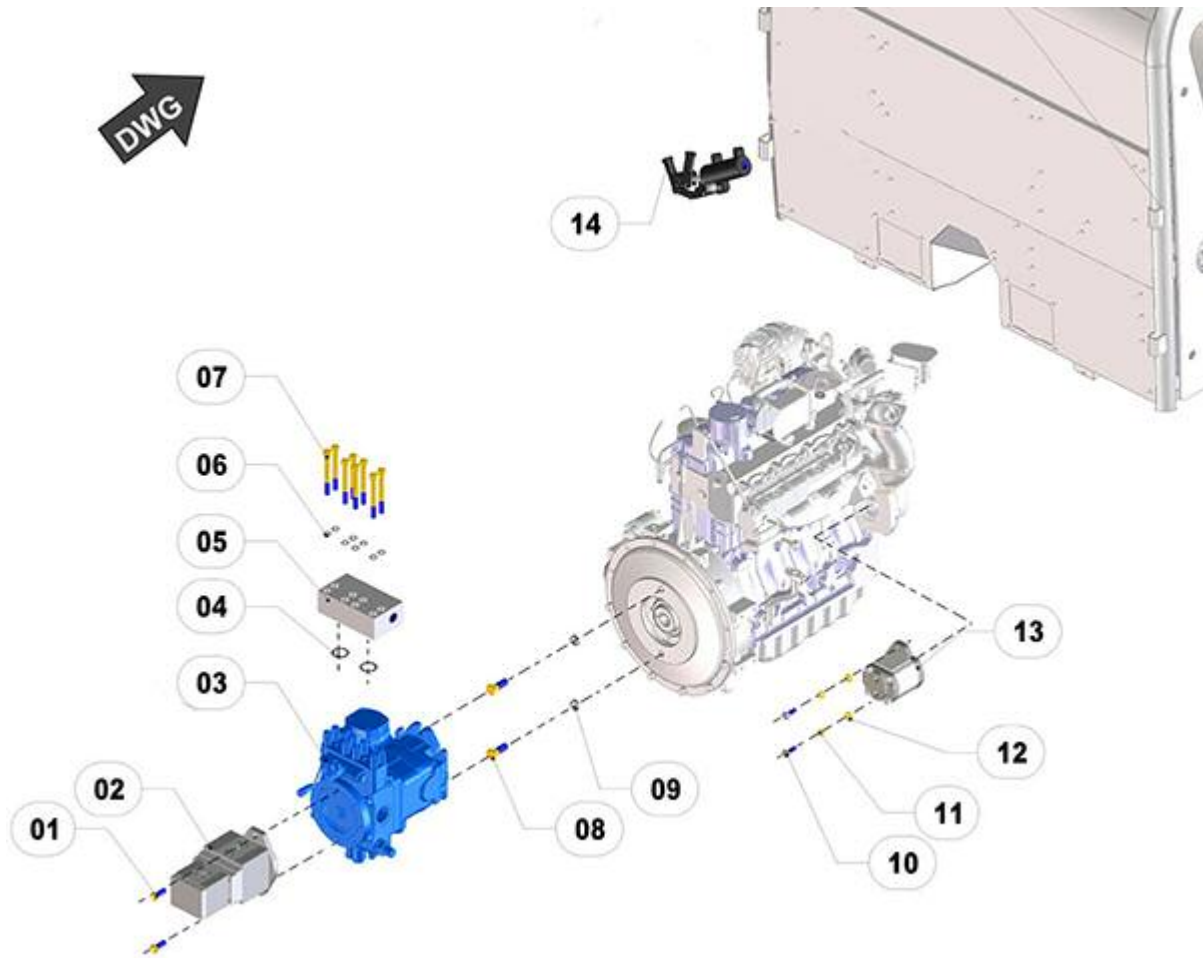


FIGURA	REFERENCIA	DENOMINACIÓN	CANTIDAD
001	630.12025.87	SCREW ISO7380 M12X25	2
002	48.10130.00	PUMP HYDRAULIC DOUBLE 32-22 cc	1
003	48.03300.00	OIL PUMP HIDROMATIC REXROT	1
004	201.33035.50	O-RING DIN3770	2
005	48.03301.00	HIGH PRESSURE CONNECTOR	1
006	104.12000.00	WASHER DIN7980 D12	8
007	601.12110.87	SCREW DIN 912 M12x110	8
008	604.16045.97	SCREW DIN 931 M16X45	2
009	65.03217.00	WASHER 16x7x26	2
010	604.10030.87	SCREW	2
011	105.10000.66	WASHER DIN7980 D10	2
012	101.10000.67	D10 WASHER DIN125	2
013	48.10102.00	PUMP OIL 16cc/rev	1
014	46.10633.00	MANUAL OIL PUMP	1

48775336 -- XXXXXXXX

10. HYDRAULIC / VALVES (01)

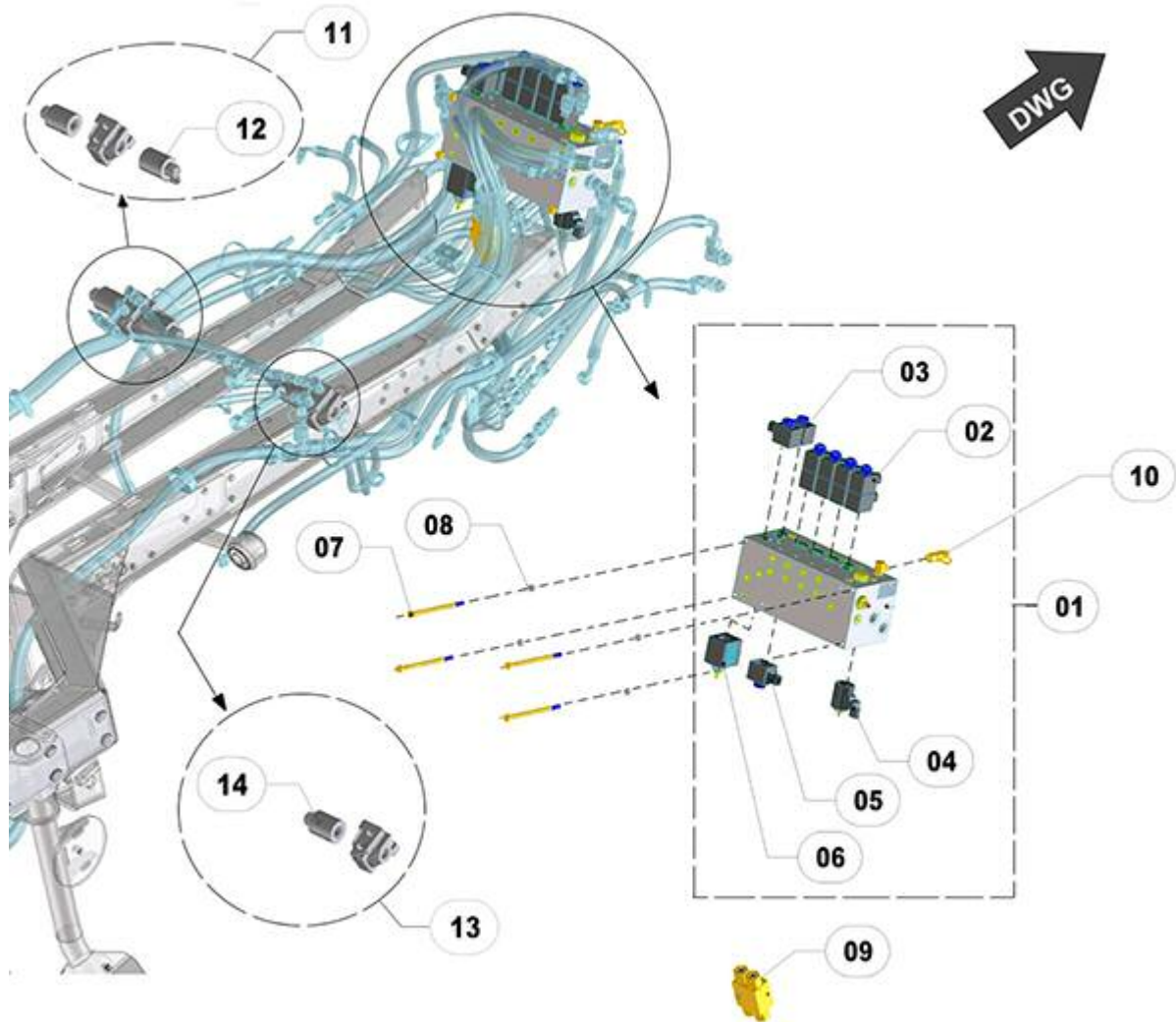


FIGURA	REFERENCIA	DENOMINACIÓN	CANTIDAD
001	48.10420.04	VALVE BLOCK FRONT B200H	1
002	RXOD02172030OB00	SOLENOID(12V,20W)	8
003	RXOD02172030OB00	SOLENOID(12V,20W)	2
004	RXOD0221203POB00	BOBBIN (12V, 18W)	1
005	RXOD02172030OB00	SOLENOID(12V,20W)	1
006	RXOD0209203POB01	SOLENOID (12V,23W)	1
007	604.08160.87	SCREW DIN931 M8X160	4
008	711.08000.66	NUT DIN982 M8	4
009	43.50173.01	VALVE RETAINING DUAL 1/4	2
010	46.10220.00	FITTING M16x2-TLM14	1
011	48.10490.00	SOLENOID	1
012	RXC360712DC	BOBBIN	2
013	48.10480.00	SOLENOID	1
014	RXC450713DC	BOBBIN	1

48775336 -- XXXXXXXX

10. HYDRAULIC / VALVES (02)

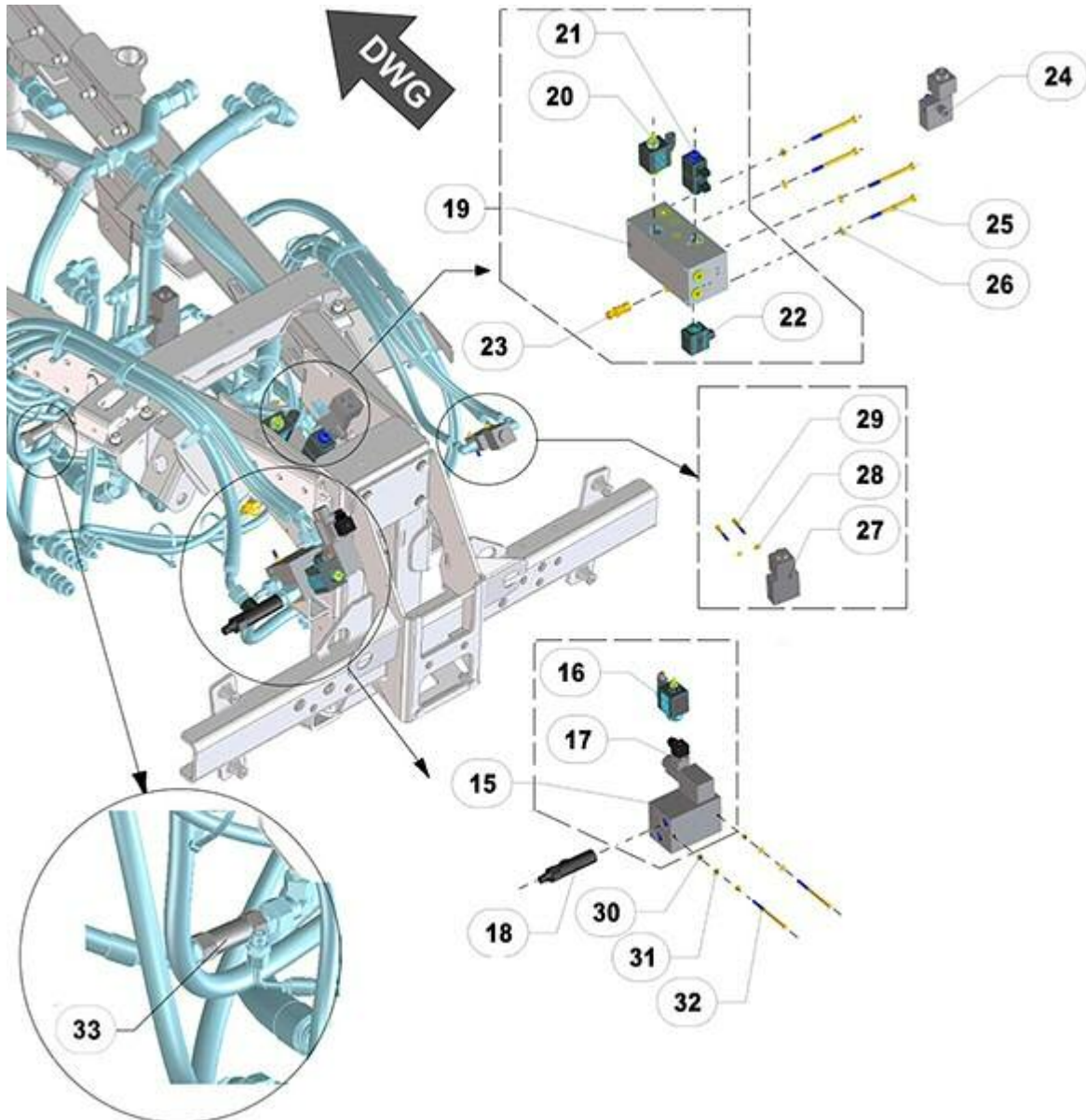


FIGURA	REFERENCIA	DENOMINACIÓN	CANTIDAD
015	48.10440.00	FAN RADIATOR VALVE	1
016	RXOD0209203POB01	SOLENOID (12V,23W)	1
017	RXL5110Y301OB0700	BOBBIN	1
018	46.58261.00	FLOW VALVE rated at 20 BAR	1
019	48.10410.01	VALVE BLOCK TURBINE - BOX	1
020	RXOD0209203POB01	SOLENOID (12V,23W)	1
021	RXOD02172030OB00	SOLENOID(12V,20W)	2
022	RXR901094595	SOLENOID (12V,30W)	1
023	46.10220.00	FITTING M16x2-TLM14	1
024	48.10470.00	SOLENOID HOLD	1
025	604.08110.87	SCREW DIN913 M8X110	4
026	101.08000.67	WASHER DIN125 D8	4

027	48.10460.00	VALVE SIGNAL CHANGING SPEED	1
028	104.06000.00	WASHER DIN7980 D6	2
029	604.06045.87	SCREW M6X45 DIN931	2
030	711.06000.67	NUT DIN 982 M6	2
031	101.06000.67	WASHER DIN125 D6	2
032	604.06110.87	SCREW DIN931 M6x110	2

48775336 -- XXXXXXXX

10. HYDRAULIC / OIL TANK

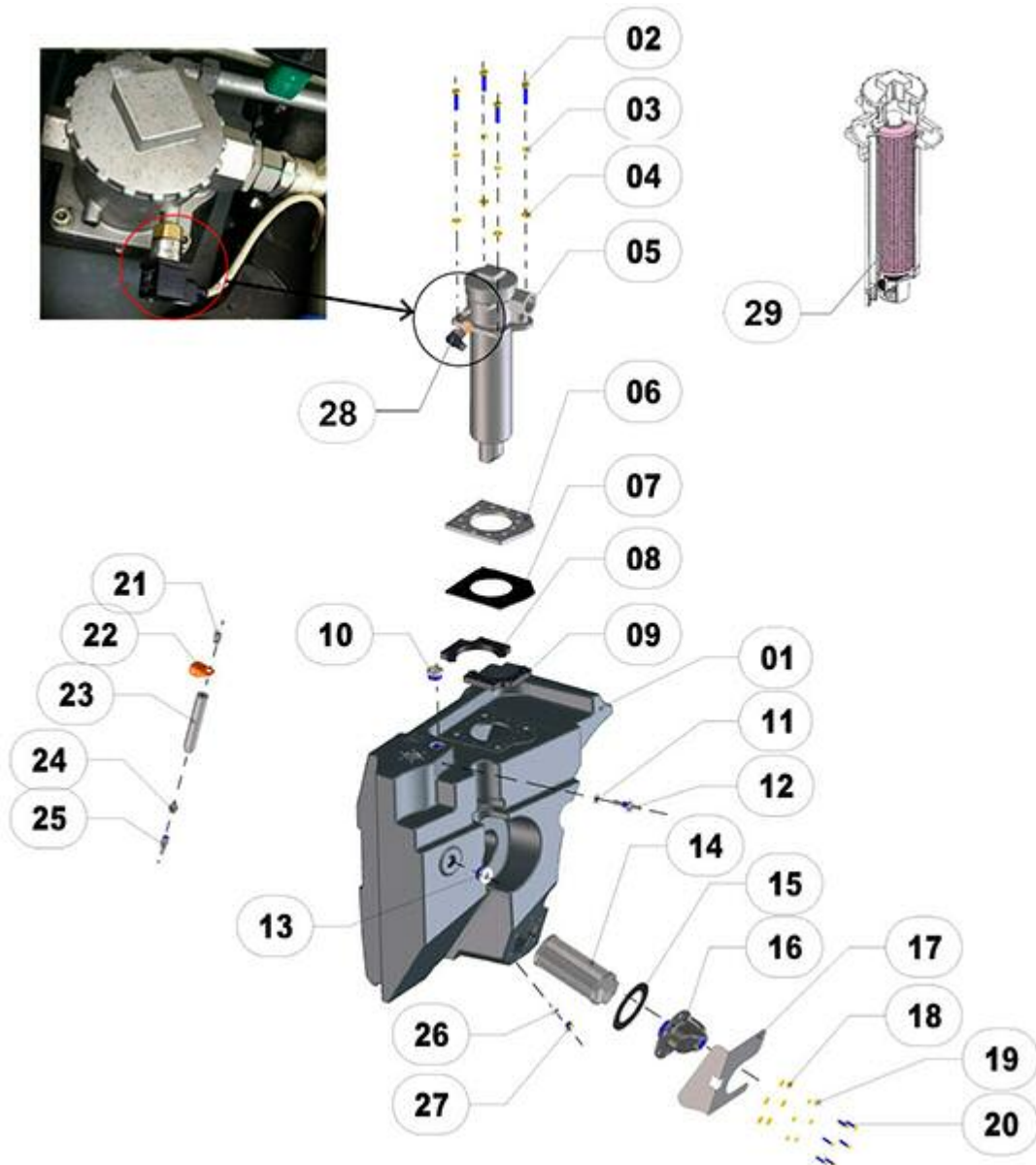


FIGURA	REFERENCIA	DENOMINACIÓN	CANTIDAD
001	48.10510.01	OIL TANK 60L	1
002	603.10045.86	BOLT DIN933 M10x45	4
003	104.10000.00	WASHER DIN7980 D10	4
004	101.10000.67	D10 WASHER DIN125	4
005	48.10610.00	RETURN FILTER	1
006	48.10520.00	FILTER SUPPORT PLATE	1
007	465.00017.00	OIL BOARD TANK	1
008	48.10522.00	PLETINA CONTRA-PLACA 2	1
009	48.10521.00	PLETINA CONTRA-PLACA 1	1
010	70.10246.01	PLUG 1 GAS TORQUE OF TIGHTENING	1
011	28.00341.00	METALLIC GASKET BUNA D1/4	1
012	52.00110.02	FITTING M/M 14x9	1

014	58.01810.00	HIDRAULIC CATRIDGE INTANK	1
015	32.10150.00	FULL ELECTROVALVE BLOCK	1
016	48.10601.00	FIXING FIL_M1.1/2H1H3/4 SUPPORT	1
017	48.04294.00	TANK PROTECTOR	1
018	112.06000.67	CIR-CLIP DIN9021 D6	6
019	104.06000.00	WASHER DIN7980 D6	6
020	603.06025.87	SCREW DIN933 M6x25	6
021	46.10140.00	DISVAPORIZED CAP 1/4`	1
022	46.08061.00	ANG. SUPPORT 24X30X55	1
023	46.10044.00	TUBE MET. D30X150 R1/4B.S.P.	1
024	28.00337.00	FITTING M/M 1/4 G-1/4 G	1
025	46.08063.00	RACORD M/H D8XD1/4X49	1
026	201.12002.50	O-RING DIN3770	1
027	80.01035.01	CAP	1
028	48.10610.01	SENSOR P6	1
029	48.10611.00	OIL FILTER CARTRIDGE	1

48775336 -- XXXXXXXX

10. HYDRAULIC / CONNECTIONS

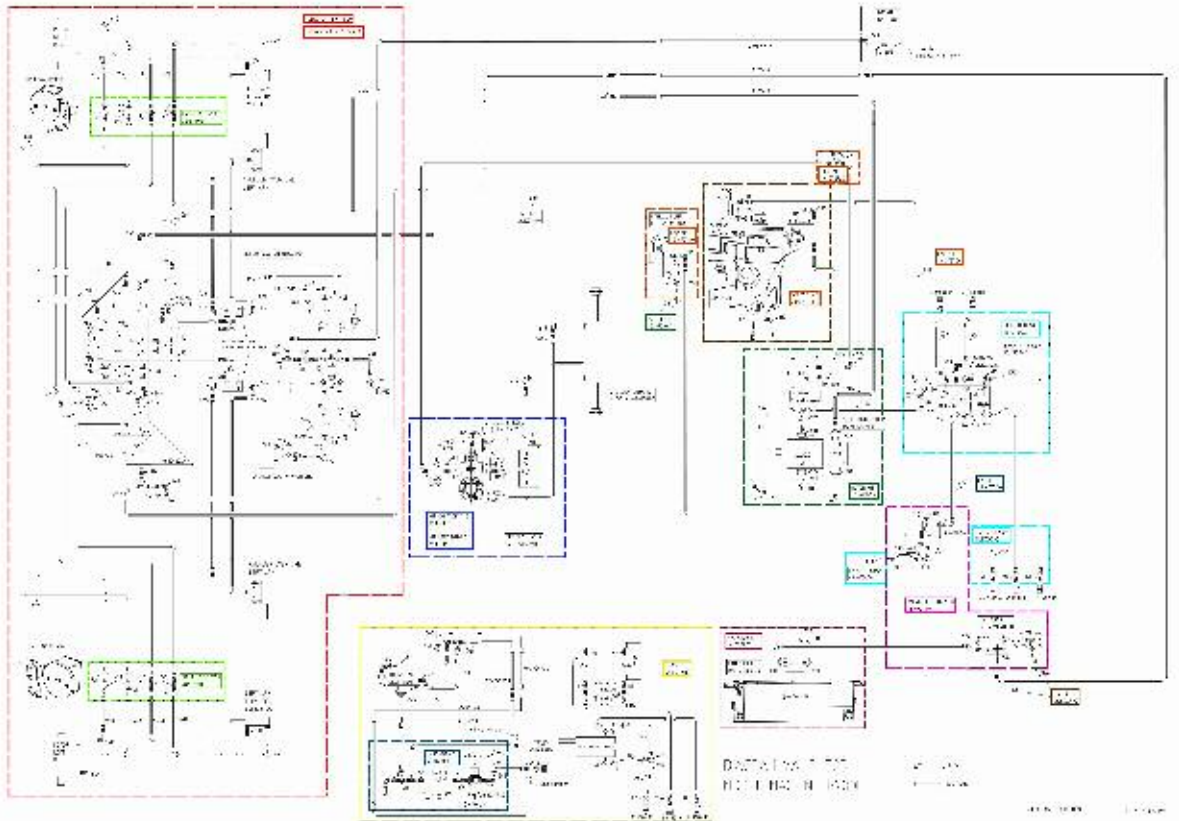


FIGURA	REFERENCIA	DENOMINACIÓN	CANTIDAD
001	48.10745.00	HOSE KIT	1
002	48.10744.00	FITTING KIT	1
003	48.10718.00	BRUSH KIT B200 H	2
005	48.10734.00	DRIVING KIT LEFT BMW200H	1
006	48.10738.00	KIT KARCHER B200H	1
007	48.10737.00	BOX KIT B200 H	1
008	48.10722.00	RADIATOR KIT	1
009	48.10724.00	VALVE KIT BMW200H	1
010	48.10720.00	ENGINE KIT BMW200H EURO VI	1
011	48.10736.00	LINE KIT	1
012	48.10735.00	BLOCKS KIT B200H	1
013	48.10428.00	FLANGE SAE 3000 1"BSP	1
014	48.10721.00	BRIDGE KIT 4x2x4 4x4x4	1
015	48.10725.00	VALVES KIT 4x2x4 AND 4x4x4	1
016	48.10726.00	LINE KIT 4x2x4 4x4x4	1
017	48.10727.00	LINE KIT BMW200H	1
018	48.10719.00	LINE KIT B200H y LINK	1
031	48.10750.00	FLANSCH SAE 3000 C90 3/4" BSP	1
080	48.10027.00	FLANGE	1

080	48.10027.00	FLANGE	1
081	48.10759.00	FLANGE. C90 D40 MM M22X1.5	1
086	48.10758.00	FLANGE. D40 MM M22X1.5	1
088	48.10763.00	FLANGE. D40 MM M30X2	1
100	48.10351.00	FITTING M/M 1/8 BSP M12X1.5	8
101	46.58180.00	RACOR M/M M14X1/8GAS	4
104	48.10217.00	RACOR	2
104	48.10434.00	RACOR M/M 1/4"BSP / M14X1,5	4
104	48.10434.00	RACOR M/M 1/4"BSP / M14X1,5	2
105	48.10378.00	FITTING	2
105	48.10378.00	FITTING	2
105	48.10378.00	FITTING	1
106	48.10332.00	RACOR M/M 1/4 BSP - M18X1.5	1
106	48.10332.00	RACOR M/M 1/4 BSP - M18X1.5	1
106	48.10332.00	RACOR M/M 1/4 BSP - M18X1.5	2
108	46.58184.00	RACOR M / M 3/8BSP-M14X1.5	4
110	48.10836.00	RACOR M/M MB 3/8 BSP - MM M18L	3

48775336 -- XXXXXXXX**10. HYDRAULIC / CONNECTIONS**

FIGURA	REFERENCIA	DENOMINACIÓN	CANTIDAD
112	46.58083.00	GASKET MET. BUNA	2
116	70.10229.00	FITTING	2
117	48.10235.00	RACOR M/M -1/2"BSP / M22X1,5	2
118	48.10433.00	FITTING	2
121	70.10251.00	FITTING	1
122	70.10207.00	FITTING	1
135	48.10222.00	FITTING M/M -MB M12X1.5 - MM M12	2
137	48.10028.00	FITTING	1
144	30.10334.00	FITTING M18X1.5	2
144	30.10334.00	FITTING M18X1.5	2
146	48.10461.00	RACOR M/M -M18x1,5 / M26x1,5	2
147	48.10833.00	FITTING M/M MB M22x1.5 MM M18x1.	1
148	48.10435.00	FITTING	1
148	48.10435.00	FITTING	3
149	70.10210.00	FITTING M/M M26xM22	1
150	35.10104.00	FITTING	1
163	48.10224.00	RACOR M/M -3/4"BSP / M30X2	2
186	08.00316.01	GASKET MET. BUNA	1
195	46.10844.00	O-RING DIN6505 SAE 1	1
273	48.10964.00	FITTING TL/TL M18X1.5	1

301	46.58183.00		2
307	46.58132.00	FITTING	1
322	30.10333.00	FITTING	1
337	48.10837.00	RACOR	2
341	48.10330.00	FITTING M/TL M14X1.5 -TLM18X1.5	2
343	48.10216.00	FITTING M/TL MM M14(L8) TL M26(L)	1
346	48.09392.00	FITTING M/TL - M16 - M26	1
346	48.09392.00	FITTING M/TL - M16 - M26	1
346	48.09392.00	FITTING M/TL - M16 - M26	1
349	48.10375.00	FITTING M/TL MM M18x1.5-TLM30x2	1
352	48.10213.00	RACOR M/TL -M22 / TL M36X2	1
370	48.10120.00	PLUG. MALE M12X1.5 ALLEN	4
400	48.10935.00	FITTING FORT M/TL/M MM M12X1.5 L	2
402	70.10258.00	FITTING	2
403	46.58113.00	RACOR FORT M/TL/M M18	1
406	48.10259.00	RACOR FORT M/TL/M -M30X2	1

48775336 -- XXXXXXXX

10. HYDRAULIC / CONNECTIONS

FIGURA	REFERENCIA	DENOMINACIÓN	CANTIDAD
411	48.10320.00	RACOR FORT M/M/TL -M14X1,5	1
412	46.10401.00	FITTING	1
412	46.10401.00	FITTING	1
412	46.10401.00	FITTING	1
413	20.10297.00	THREE-WAY UNION M/M/TL	1
415	70.10234.00	FITTING	2
425	48.09391.00	FITTING FORT M/M/M - M26	1
500	33.10201.00	C90M/TL CONNECTOR M12X1, 5	4
501	46.58112.00		1
503	48.10451.00	RACOR C90M/TL M18X1,5	4
503	48.10451.00	RACOR C90M/TL M18X1,5	1
503	48.10451.00	RACOR C90M/TL M18X1,5	2
504	17.10247.00	RACOR C90M/TL M22	1
504	17.10247.00	RACOR C90M/TL M22	1
505	48.10223.00	FITTING	1
505	48.10223.00	FITTING	3
505	48.10223.00	FITTING	2
525	46.58045.00	FITTING C90M/M M26	1
527	48.10233.00	RACOR M/M -M36X2	1
576	46.10450.00	FITTING	1
600	46.58175.00	RACOR C90M/M M12X1/8` B.S.P.	2

600	46.58175.00	RACOR C90M/M M12X1/8` B.S.P.	4
601	48.10936.00	RACOR C90TO/M 1/4BSP-MM M14X1	1
602	48.10764.00	FITTING	4
603	48.10934.00	FITTING	2
603	48.10934.00	FITTING	2
610	48.10101.00	FITTING C90TO/M-M12x1,5-M14x1,5	2
614	48.10176.00	FITTING C90MO/M MMM26-MBM22 TORN	1
640	46.58111.00	RACOR C90MO/M MB 1/4"BSP MM M1	2
640	46.58111.00	RACOR C90MO/M MB 1/4"BSP MM M1	4
641	48.10313.00	FITTING	1
641	48.10313.00	FITTING	1
645	20.10268.00	FITTING	2
646	48.10442.00	"RACOR C90MO/M 3/8""BSP / M18X1"	2
646	48.10442.00	"RACOR C90MO/M 3/8""BSP / M18X1"	4
660	48.10242.00	FITTING C90M/M -M14 / M12	1

48775336 -- XXXXXXXX

10. HYDRAULIC / CONNECTIONS

FIGURA	REFERENCIA	DENOMINACIÓN	CANTIDAD
660	48.10242.00	FITTING C90M/M -M14 / M12	2
704	28.00338.00	NIPPLE M/H	4
740	48.10858.00	FITTING	1
750	48.10756.00	FITTING PAS. M / M M12x1.5	4
752	48.10109.00	FITTING	1
753	70.10255.00	FITTING	4
798	48.10835.00	FITTING M/M 3/4SAE / M18L12	2
817	48.10789.00	TUBO 2SN 3/8 L400 TL-C90 M18	2
822	48.10792.00	TUBE 1SN 5/8 L1180 TLM30-C45TL	1
823	48.10793.00	TUBE 2SN 1/2 L1510 C90-C45 M22	1
824	48.10794.00	TUBE 2SN 1/2 L1410 C90-C45 M22	1
825	48.10795.00	TUBE 2SN 1/2 L1750 MF-C90 M22	1
831	48.10703.00	TUBE 1SN 1 L565 TL-C45 M36	1
832	48.10704.00	TUBE 1SN 3/4 L3200 C90-C45 M30	1
841	48.10568.00	TUBE	1
842	48.10569.00	TUBE	1
844	48.10571.00	TUBE	1
845	48.10572.00	TUBE	1
846	48.10573.00	TUBE	1
847	48.10574.00	TUBE	1
848	48.10575.00	TUBE	1
849	48.10576.00	TUBE	1

850	48.10976.00	TUBE	1
851	48.10978.00	TUBE	1
852	48.10979.00	TUBE	1
853	48.10983.00	TUBE	1
854	48.10984.00	TUBE 1SN 1/4 L365 TL-C90 M14	1
855	48.10986.00	TUBE 2SN 1/2 L825 TL-C90 M26	1
856	48.10987.00	TUBE 1SN 3/4 L630 TL-C90 M26	1
857	48.10988.00	TUBE 2SN 3/8 L1040 TL-C90 M18	1
858	48.10989.00	TUBE 2SN 1/4 L940 TLM14-TLM16	2
859	48.10554.00	TUBE 1SN 3/4 L280 C90-C45 M26	1
860	48.10993.00	TUBE 2SN 1/2 L300 C45-C45 M26	1
861	48.09386.01	TUBE R2T1/2 MF M26-TLC45M22X87	1
862	48.09387.01	TUBE R1T5/8 TLM26-TLC45M26X900	1
863	48.09388.00	TUBE R1T1/4 C90TLM16-TLM16X855	1

48775336 -- XXXXXXXX

10. HYDRAULIC / CONNECTIONS

FIGURA	REFERENCIA	DENOMINACIÓN	CANTIDAD
864	48.09383.00	TUBE 1/4 C45M14-C90M14-1315	2
865	48.10961.00	TUBE 2SN C45TLM14 TLM16 L1550	1
866	48.10962.00	TUBE 2SN C45TLM14 C45TLM16 L 4	1
867	48.10994.00	TUBE 1SN 1/4 L2400 C90TLM14-TL	2
868	48.10995.00	TUBE 2SN 3/8 L475 TLM18-C90TLM	1
909	48.10544.00	TUBE 1SN 1/4 L165 TL-C90 M16	1
911	48.10907.00	TUBE 1SN L210 TLM16-TLM16	1
912	48.10352.00	TUBE 1SN L230 C90M16- TLM16	1
913	48.10932.00	TUBE 1SN L600 TLM16-C90M18	1
914	48.10902.00	TUBE 1SN DN5 L550 TLM12-TLM14	2
915	48.10939.00	TUBE 1SN L790 TLM14- TLM12	1
916	48.10903.00	TUBE 1SN DN5 L650 TLM12-TLM14	1
917	48.10904.00	TUBE 2SN DN12 L800 C90M22-TLM2	1
918	48.10065.00	TUBO R2T3/8 C90 TLM18-TLM18X10	1
919	48.10066.00	TUBO R2T3/8 C90 TLM18-TLM18X83	1
920	48.10069.00	TUBE R1T3/16 TLM14-TLM12X980	1
921	48.10071.00	TUBE R1T3/16 TLM14- TLM12X1010	1
922	48.10545.00	TUBE 2SN 3/16 L900 TL-C45 M16	1
923	48.10546.00	TUBE 2SN 3/16 L830 TL-TL M12	1
924	48.10547.00	TUBE 2SN 3/16 L300 TL-C90 M14	2
925	48.10548.00	TUBE 2SN 3/16 L220 TL-TL M14	2
926	48.10549.00	TUBE 2SN 3/16 L580 TLM12-TLM14	2
927	48.10553.00	TUBE 2SN 3/16 L740 TLM12-C90M1	2

928	48.10064.00	TUBE R2T3/8 TLM18-TLM18X1400	1
929	48.10067.00	TUBE R1T3/16 C90 TLM12-TLM12X2	2
930	48.10068.00	TUBE R1T3/16 C90 TLM12-TLM12X3	2
931	48.10061.00	TUBE R2T3/8 C45 TLM18-TLM22X45	2
932	48.10551.00	TUBE 2SN 3/8 L550 TLM18-C90TLM	1
933	48.10552.00	TUBE 2SN 3/8 L480 TLM18-TLM22	1
980	46.10068.00	UNRETURN VALVE UNIDIRECC	1

48775336 -- XXXXXXXX

11. ELECTRICAL INSTALLATION (01)

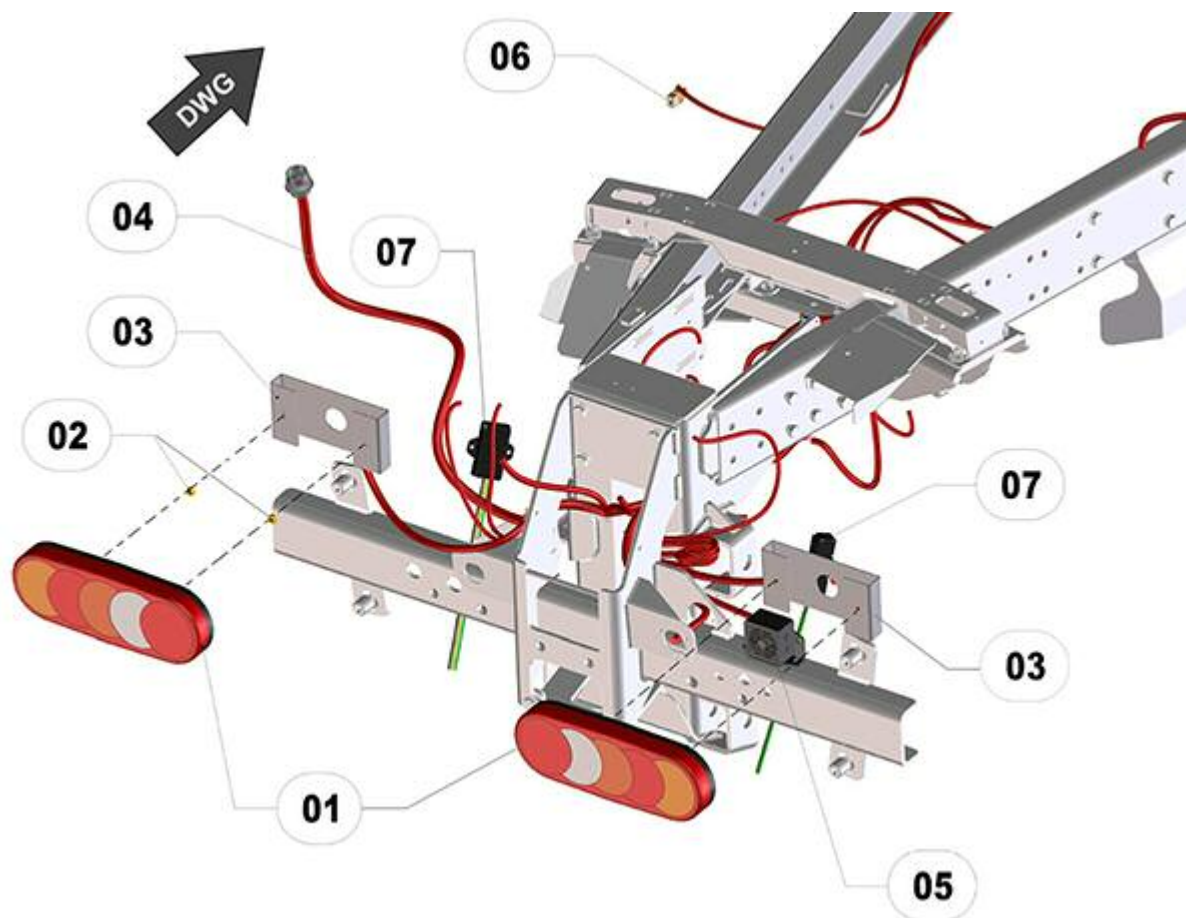


FIGURA	REFERENCIA	DENOMINACIÓN	CANTIDAD
001	48.11324.00	LED REAR PILOT	2
002	701.08000.67	NUT DIN934 M8x1,25	4
003	48.11137.00	LED REAR PILOT SUPPORT	2
004	48.11001.04	SECTION I/E GENERAL CHA. BMW200H E6	1
005	02.14110.02	ACOUSTIC SIGNAL REVERSE	1
006	48.11015.00	TEMPERATURE SENSOR (HYDRAULIC OIL)	1
007	48.11323.00	RESISTANCE SMART LIGHTS LED	2

48775336 -- XXXXXXXX

11. ELECTRICAL INSTALLATION (02)

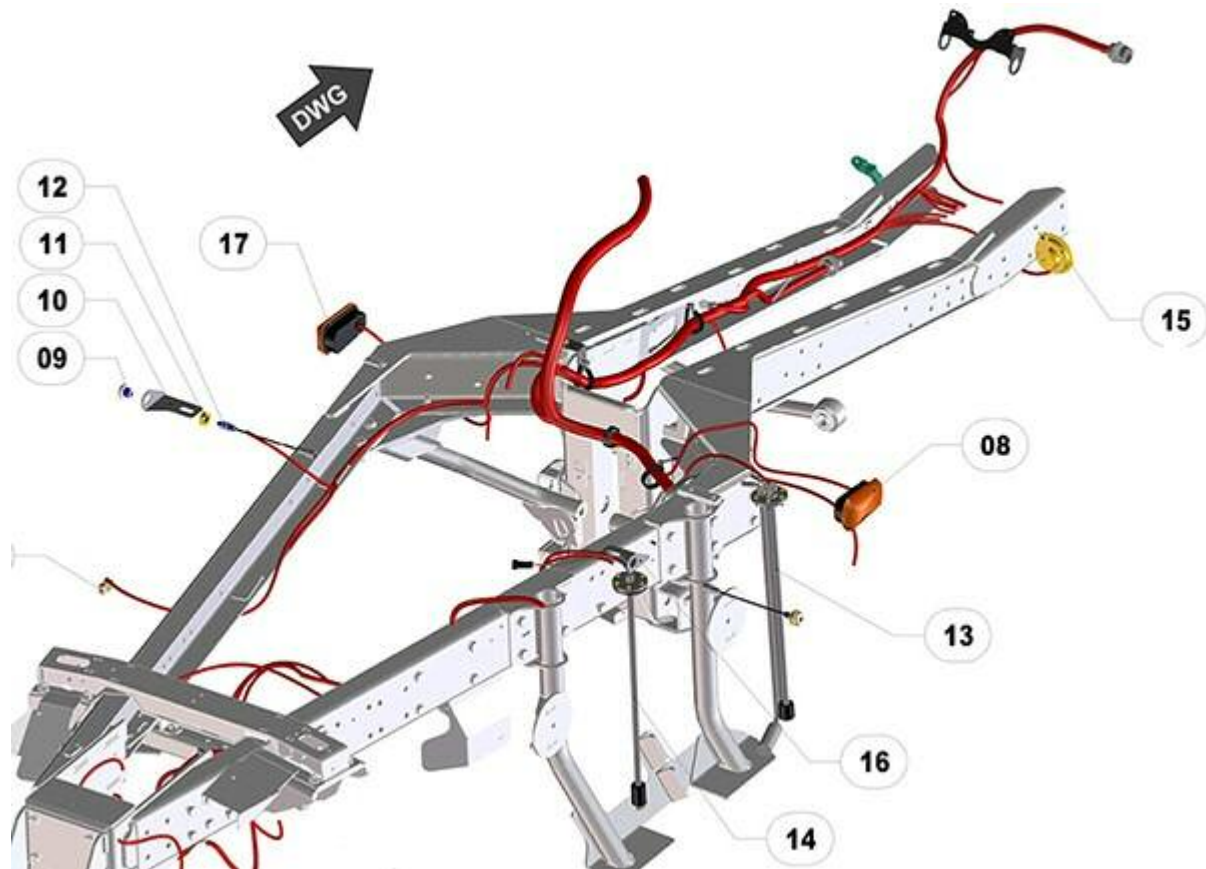


FIGURA	REFERENCIA	DENOMINACIÓN	CANTIDAD
008	46.11067.00	SIDE INTERMITENT	1
009	46.09916.00	PROT. CIL. POSITION SENSOR	2
010	48.11118.01	FIXING BRACKET LEFT SENSOR	1
011	709.18000.67	NUT DIN936 M18x1, 5	2
012	46.11053.00	SENSOR IND.M12 NO PNP,NO PROTE	2
013	48.11014.00	FUEL SENSOR	1
014	48.11013.00	HYDRAULIC OIL LEVEL SENSOR	1
015	70.11309.00	HORN	1
016	48.11117.01	FIXING BRACKET RIGHT SIDE SENSOR	1
017	46.11067.00	SIDE INTERMITENT	1

48775336 -- XXXXXXXX

11. ELECTRICAL INSTALLATION (03)

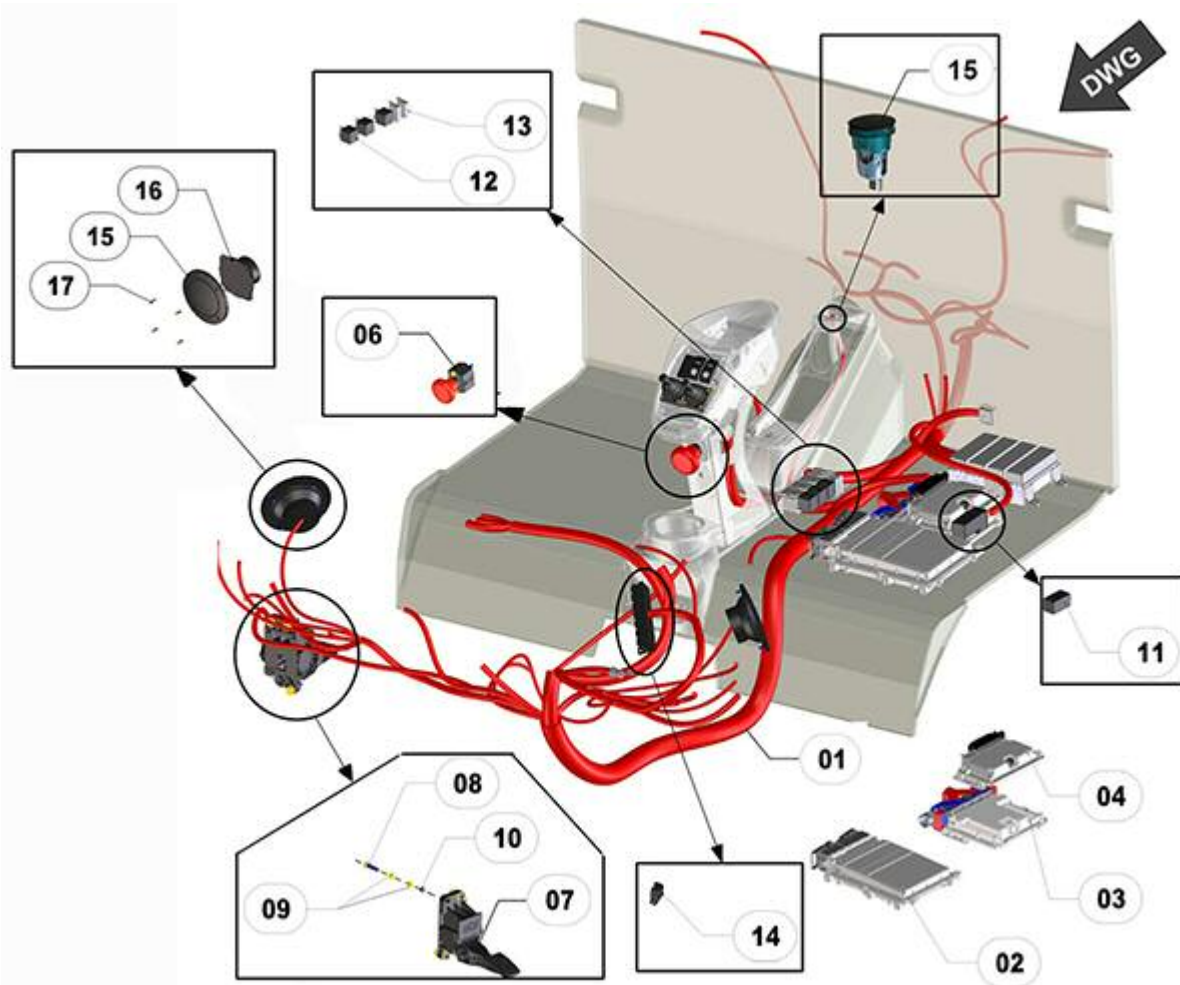


FIGURA	REFERENCIA	DENOMINACIÓN	CANTIDAD
001	48.11002.03	SECTION I/E GENERAL WIRING BMW200H E6	1
002	48.11020.00	ECU CONTROL FUNCTIONS M/B200H	1
003	48.02155.00	BOX ECU VM EURO6	1
004	48.11010.00	TRANSMISSION ECU BOX	1
006	48.11096.00	EMERGENCY SWITCH 1INC 80A	1
007	48.02410.00	ACEL PEDAL. SUSPEND. 2 POTI	1
008	603.08035.87	SCREW 8X35/1.25 DIN 933 INOX.A-2	3
009	101.08000.67	WASHER DIN125 D8	6
010	711.08000.66	NUT DIN982 M8	3
011	48.11017.00	FLASHER RELAY 3 +1 (8) 12V X21W	1
012	48.11170.00	RELAY 70A UNSUPPORTED WITH DIODE	3
013	32.11028.00	LARGE FUSE 50A	2
014	IM.20029.00	MICRO RELAY CONNECTOR	7
015	48.08325.00	LID. SPEAKER	2
016	48.08797.00	SPEAKER SET	2
017	630.04015.97	SCREW M4x15 ISO7380	8

48775336 -- XXXXXXXX

11. ELECTRICAL INSTALLATION (04)

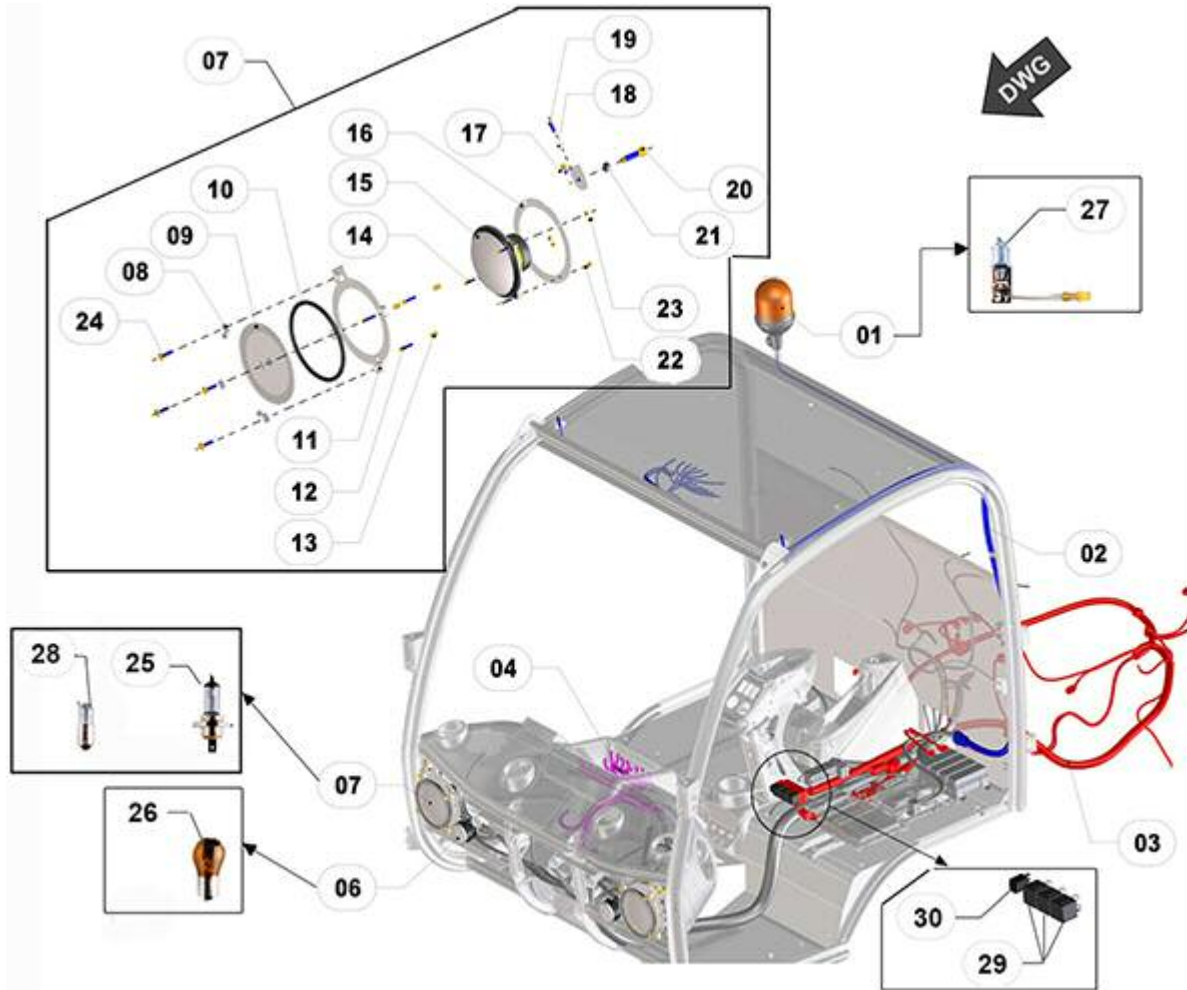


FIGURA	REFERENCIA	DENOMINACIÓN	CANTIDAD
001	01.00912.00	BEACON	1
002	48.11003.03	SECTION I/E T.SUPERIOR WIRING BMW200H E6	1
003	48.11201.00	SECTION I/E MOTOR VM E6 BMW200H	1
004	48.11018.04	SECTION I/E T.FRONTAL WIRING BMW200H E6	1
006	46.11203.00		2
007	48.08130.01	SET MANUAL HEADLIGHTS	2
008	46.08875.00	HEADLIGHT GLASS FIXING SUPPORT	4
009	46.11079.01	HEADLIGHT PROTECTOR. CABIN	1
010	465.00019.00	BUTYL RUBBER ADHESIVE SEALANT 8MM	1
011	46.11077.01	HEADLIGHT EXTERNAL FIXING SUPPORT	1
012	46.08733.00	BOLT DIN7985 5x25	3
013	01.00123.00	SPRING COMPRESSION	3
014	603.04020.87	SCREW DIN 933 M4X20	3
015	46.82010.00	LOWER DRIVING BEACON	1
016	46.08734.00	LEFT INNER FIXING BEACON	1
017	46.08732.01	SUPPORT	1

018	101.06000.67	WASHER DIN125 D6	2
019	601.06015.87	SCREW. DIN 912 M6x15	2
020	48.08732.00	SCREW DIN912	1
021	701.10000.67	NUT DIN934 M10x1,5	1
022	720.05000.66	NUT DIN985 M5	3
023	720.05000.66	NUT DIN985 M5	3
024	46.08711.00	SCREW DIN7985 M6x25	4
025	48.11065.00	LIGHT BULB H4 12V 60 / 55W	2
026	31.01329.01	LAMP 12V 21W AMBER	2
027	01.00923.00	BULB	1
028	48.11066.00	LAMP T4W 12V 4W	2
029	48.11170.00	RELAY 70A UNSUPPORTED WITH DIODE	3
030	IM.20026.01	MICRO RELAYS WITH DIODE	1

48775336 -- XXXXXXXX

11. ELECTRICAL INSTALLATION (05)



FIGURA	REFERENCIA	DENOMINACIÓN	CANTIDAD
001	48.11006.02	SECTION I/E ADDRESS BMW200H COLUMN	1
002	48.11008.00	LEVER CONTROL LIGHTS / WIPERS / HORN	1
003	48.11009.00	CONTROL LEVER F-N-R	1
004	32.08172.00	MAIN SWITCH WITH KEY ASSEMBLY	1
005	48.11101.00	FIXING BRACKET CONTROL 178X87X73	1
006	12.11015.00	WARNING SWITCH	1
007	IM.30025.99	KEY	1

48775336 -- XXXXXXXX

11. ELECTRICAL INSTALLATION (06)

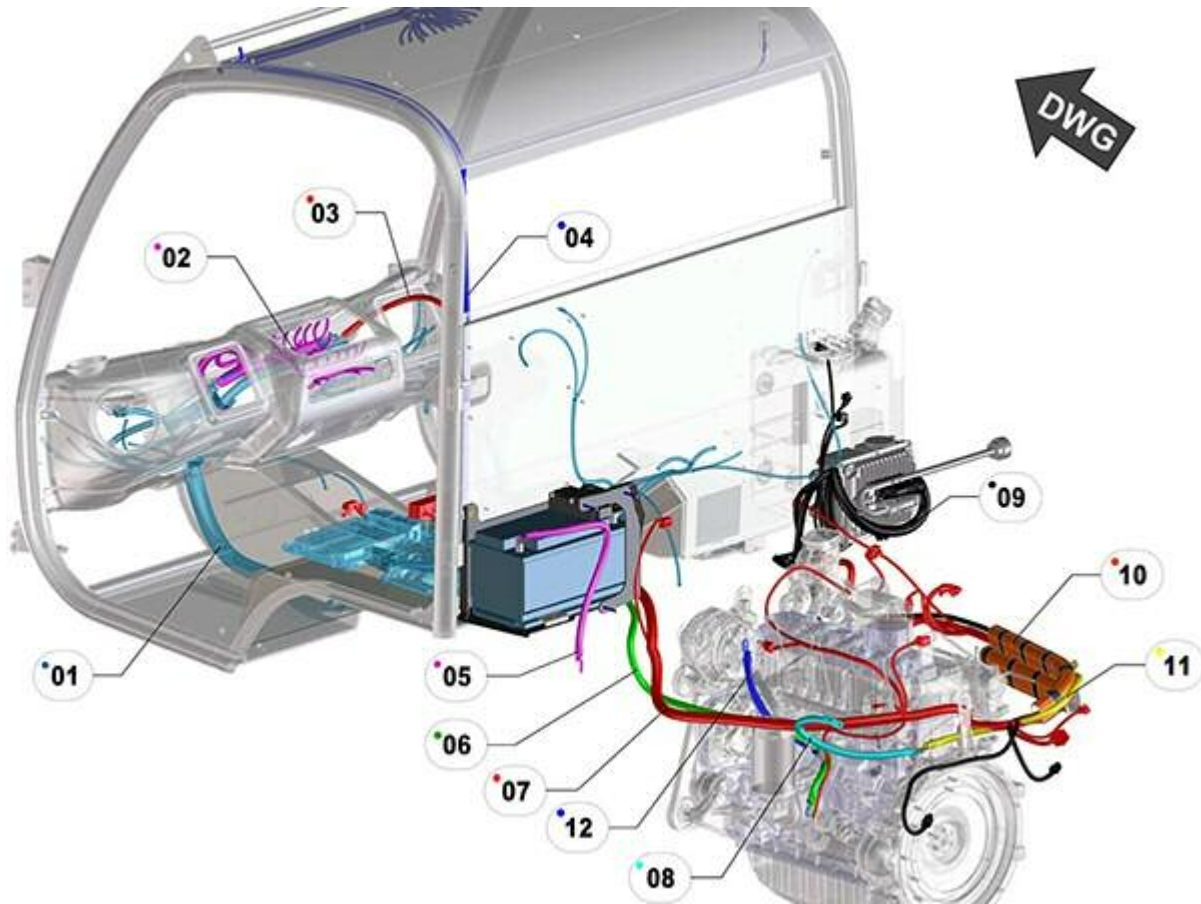


FIGURA	REFERENCIA	DENOMINACIÓN	CANTIDAD
001	48.11002.03	SECTION I/E GENERAL WIRING BMW200H E6	1
002	48.11018.04	SECTION I/E T.FRONTAL WIRING BMW200H E6	1
003	48.11006.02	SECTION I/E ADDRESS BMW200H COLUMN	1
004	48.11003.03	SECTION I/E T.SUPERIOR WIRING BMW200H E6	1
005	64.11106.00	POWER CORD 50X600 NEG. M8-M10	1
006	48.11140.00	ELECTRIC CABLE 50X1300 M8 (90) -M8	1
007	48.11201.00	SECTION I/E MOTOR VM E6 BMW200H	1
008	48.11141.00	POWER CORD 35X450MM M8-M10	1
009	48.11203.00	SECTION I/E SYSTEM SCR E6 ENGINE	1
010	464.05765.00	FIREPROOF PROTECTION TUBE D57	2
011	17.11009.00	CABLE ELEC. 35X600 NEG	1
012	48.11142.00	ELECTRIC CABLE 25X600MM M8-M8	1

48775336 -- XXXXXXXX

11. ELECTRICAL INSTALLATION (07)

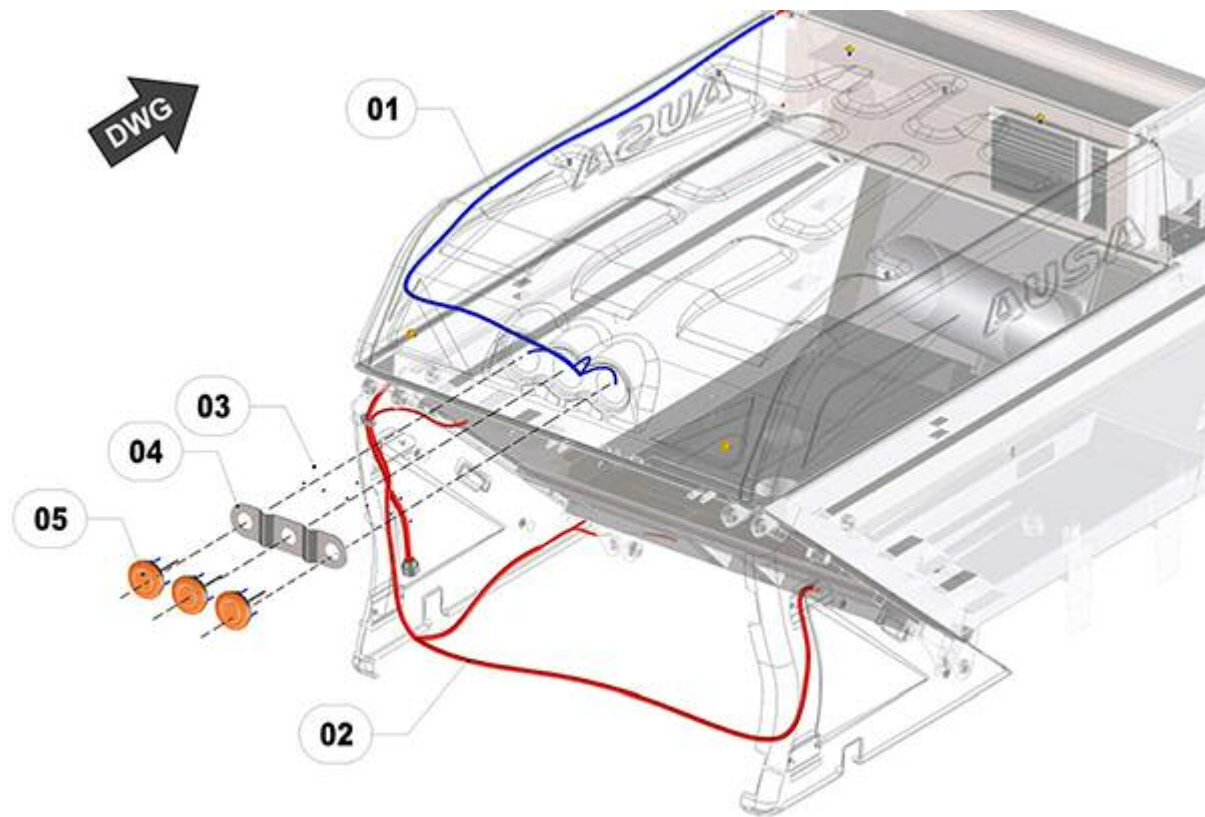


FIGURA	REFERENCIA	DENOMINACIÓN	CANTIDAD
001	48.11080.00	SECTION I/E EXTENSION LIGHTS B200H	1
002	48.11005.03	SECTION I/E BOX B200H C/KARCHER	1
003	711.05000.66	NUT DIN982 M5	9
004	48.11085.01	MOUNTING BRACKET	1
005	48.11083.00	ORANGE LED LIGHT	1

48775336 -- XXXXXXXX

11. ELECTRICAL INSTALLATION (09)

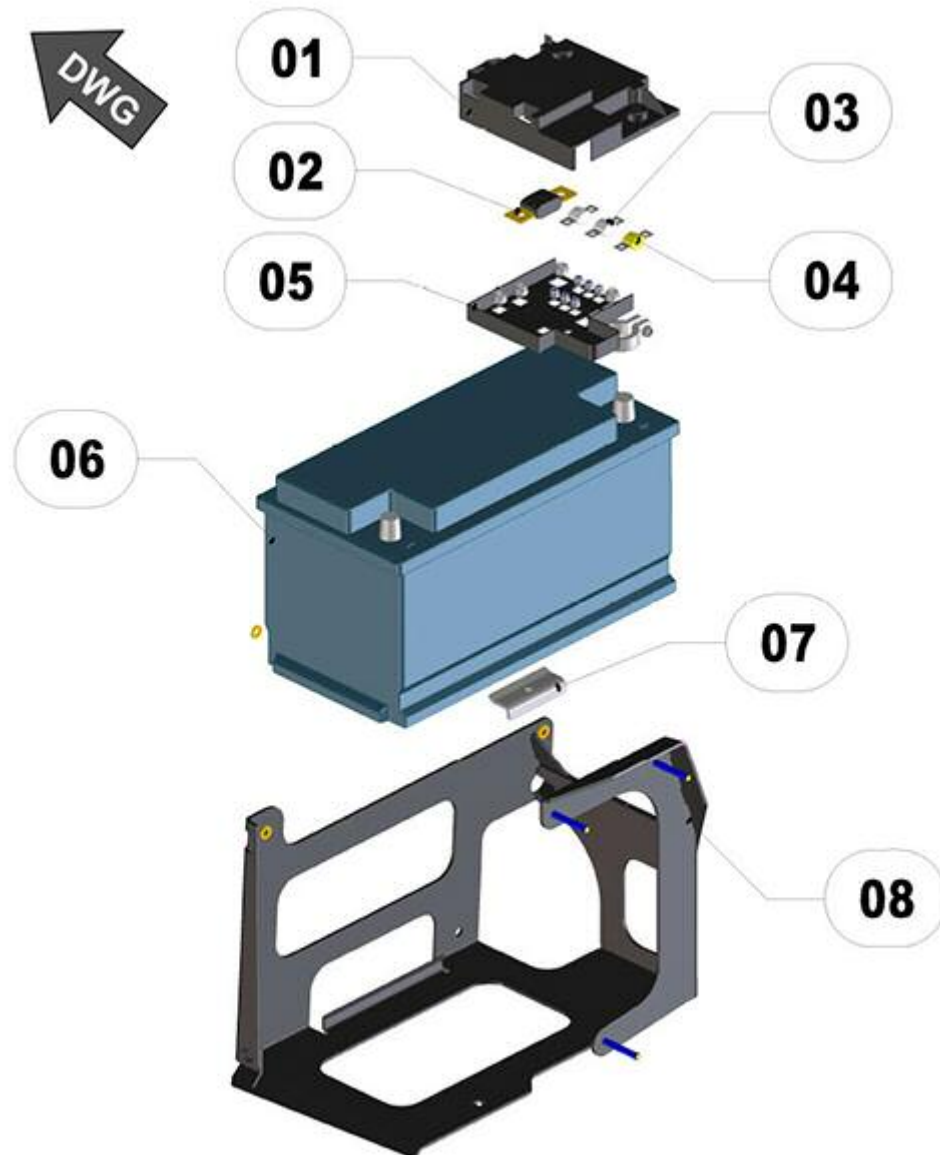


FIGURA	REFERENCIA	DENOMINACIÓN	CANTIDAD
001	20.11014.00	BATTERY FUSEBOX COVER	1
002	20.11010.02	FUSE 300A MAIN PROTECTOR	1
003	20.11011.03	FUSE 80A	2
004	20.11011.01	FUSE 60A GENERAL PROTECTION	1
005	20.11009.00	BATTERY FUSE BOX	1
006	46.11100.00	BATTERY	1
007	20.11101.00	FIXATION SUPPORT 2X10X70	1
008	48.11801.01	SUPPORT BATTERY	1

48775336 -- XXXXXXXX

11. ELECTRICAL INSTALLATION (11)



FIGURA	REFERENCIA	DENOMINACIÓN	CANTIDAD
002A	48.11510.00	MODE SWITCH COVER WORK / TRANSPORT	1
002B	48.11550.00	1P OFF-ON SWITCH	1
003	48.11011.00	POTENTIOMETER CONTROL	1
004A	48.11516.00	COVER INT. 3RD TURN BRUSH	1
004B	48.11556.00	SWITCH ON-OFF-ON 1P	1
005A	48.11524.00	WATER PUMP COVER HIGH PRESSURE SWITCH	1
005B	48.11553.00	2P OFF-ON SWITCH	1
006A	48.11525.00	LID SWITCH PUMP CLEAN WATER	1
006B	48.11550.00	1P OFF-ON SWITCH	1
007A	48.11526.00	LID SWITCH RECIRCULATION WATER	1
007B	48.11550.00	1P OFF-ON SWITCH	1
008A	48.11504.00	FLASHING CAP LIGHTHOUSE WORK TOP	1
008B	48.11550.00	1P OFF-ON SWITCH	1
010A	48.11517.00	FLOAT SWITCH COVER CARRIER	1
010B	48.11550.00	1P OFF-ON SWITCH	1
011A	48.11519.00	LID SWITCH TURBINE	1
011B	48.11550.00	1P OFF-ON SWITCH	1

012A	48.11514.00	TOP RPM MOTOR CONTROL SWITCH	1
012B	48.11552.00	BUTTON (ON)-OFF-(ON) 1P	1
013A	48.11512.00	SPEED CONTROL BUTTON COVER MACHINE	1
013B	48.11552.00	BUTTON (ON)-OFF-(ON) 1P	1
014A	48.11511.00	TOP BUTTON SET SCROLL SPEED	1
014B	48.11554.00	2P (ON) -OFF BUTTON	1
015A	48.11513.00	RPM SWITCH MOTOR COVER SET	1
015B	48.11551.00	PUSH OFF-(ON) 1P	1
016A	48.11532.00	SWITCH ON BRUSH COVER 3R	1
016B	48.11553.00	2P OFF-ON SWITCH	1
017	48.11501.00	CARLING CONTURA V TOP	1

48775336 -- XXXXXXXX**11. ELECTRICAL INSTALLATION (16)****01** DISPLAY

FIGURA	REFERENCIA	DENOMINACIÓN	CANTIDAD
001	48.11031.00	MULTIFUNCTION DISPLAY STD.	1

48775336 -- XXXXXXXX

13. ACCESSORY / 3RD BRUSH (1)

01 BRAZO 3er CEPILLO / ARM 3rd BRUSH

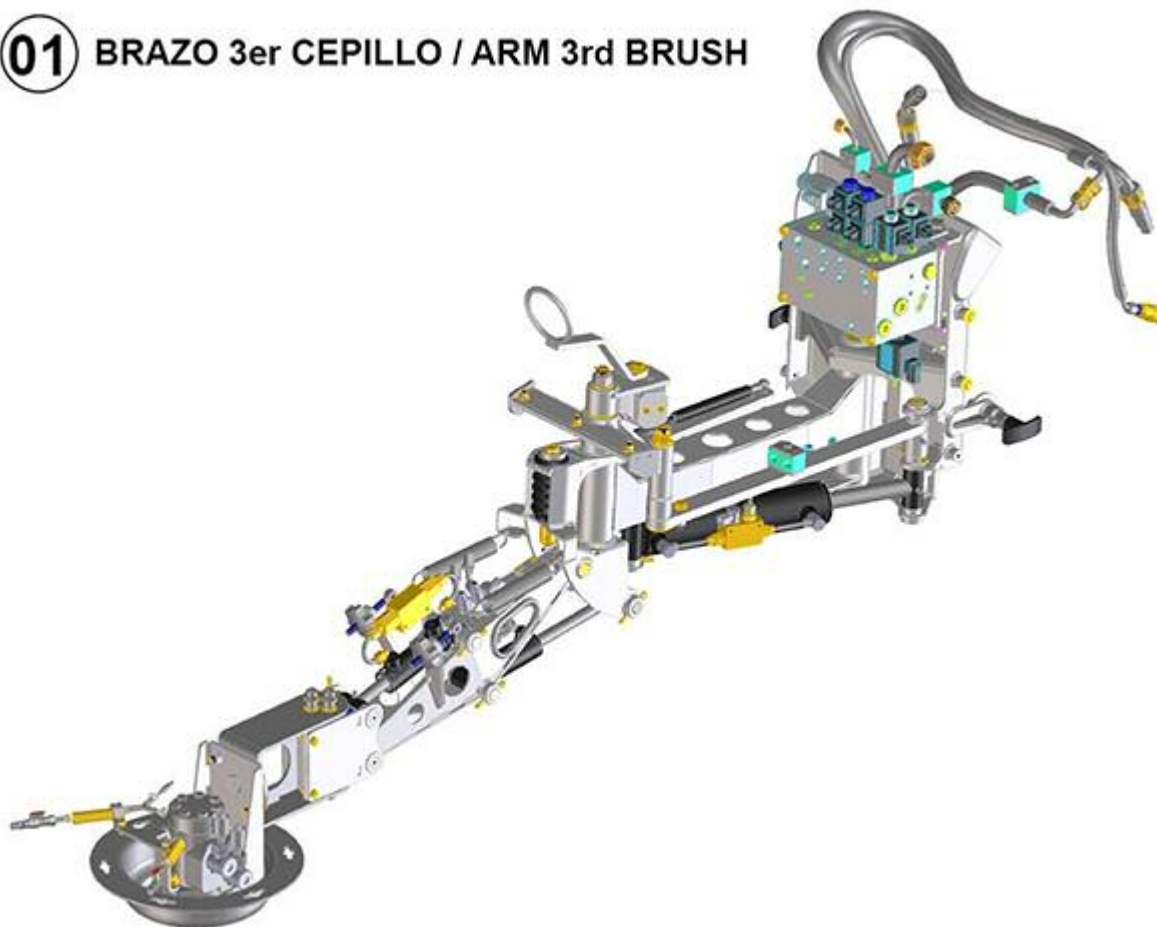


FIGURA	REFERENCIA	DENOMINACIÓN	CANTIDAD
000	48.11007.00	ELEC. LENGHT 3RD BRUSH	1
001	48.13705.01	NEW THIRD ARM ASSEMBLY BRUSH	1

48775336 -- XXXXXXXX

13. ACCESSORY / 3RD BRUSH (2)

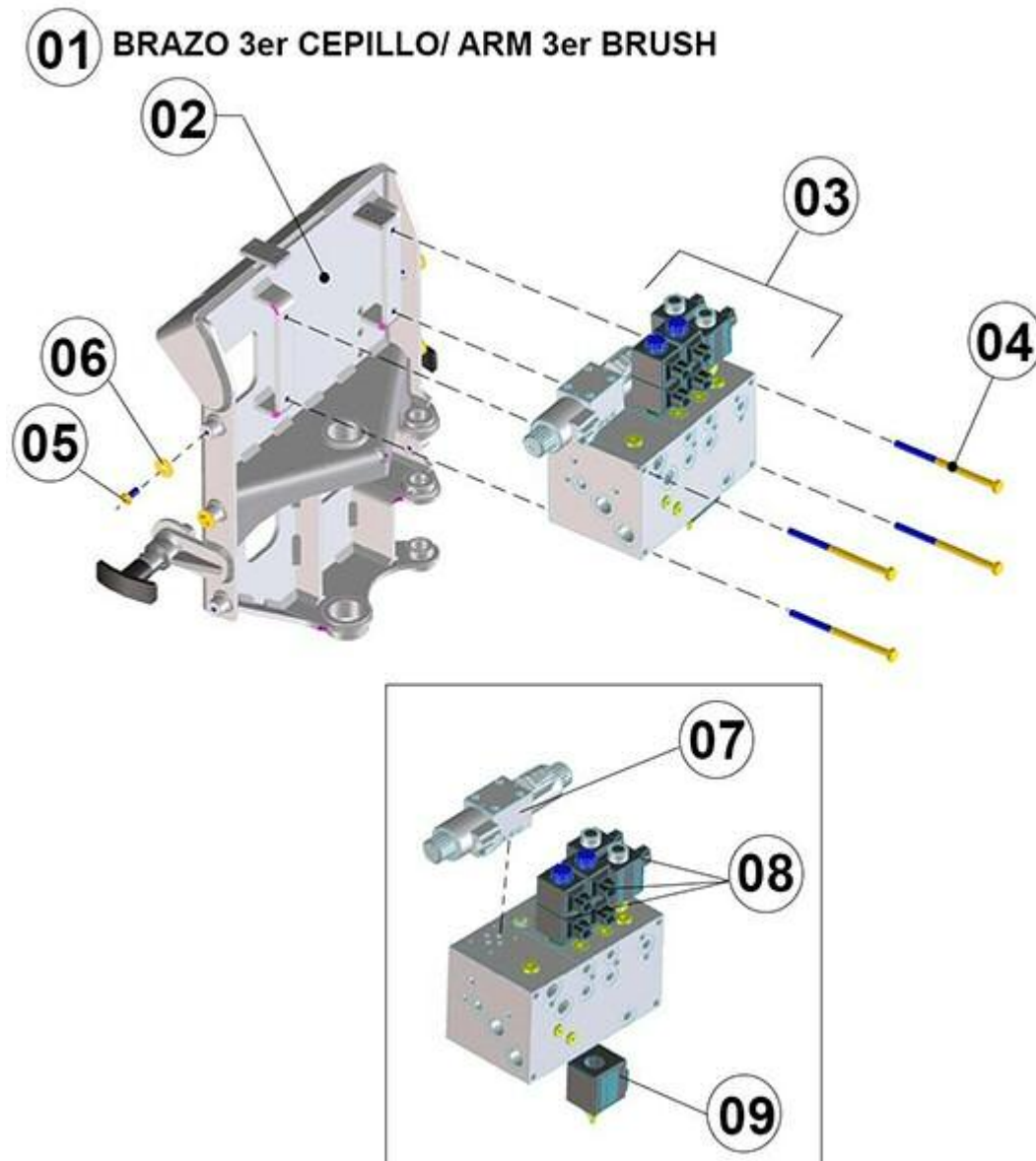


FIGURA	REFERENCIA	DENOMINACIÓN	CANTIDAD
001	48.13705.01	NEW THIRD ARM ASSEMBLY BRUSH	1
002	48.13710.02	BRUSH SUPPORT	1
003	48.10430.01	THIRD BLOCK VALVE BRUSH	1
004	604.08140.87	SCREW	4
005	630.08020.97		4
006	112.08000.67	WASHER DIN9021	4
007	RXR933006826	BOBBIN	1
008	RXOD02172030OB00	SOLENOID(12V,20W)	6
009	RXOD0209203POB01	SOLENOID (12V,23W)	1

48775336 -- XXXXXXXX

13. ACCESSORY / 3RD BRUSH (3)

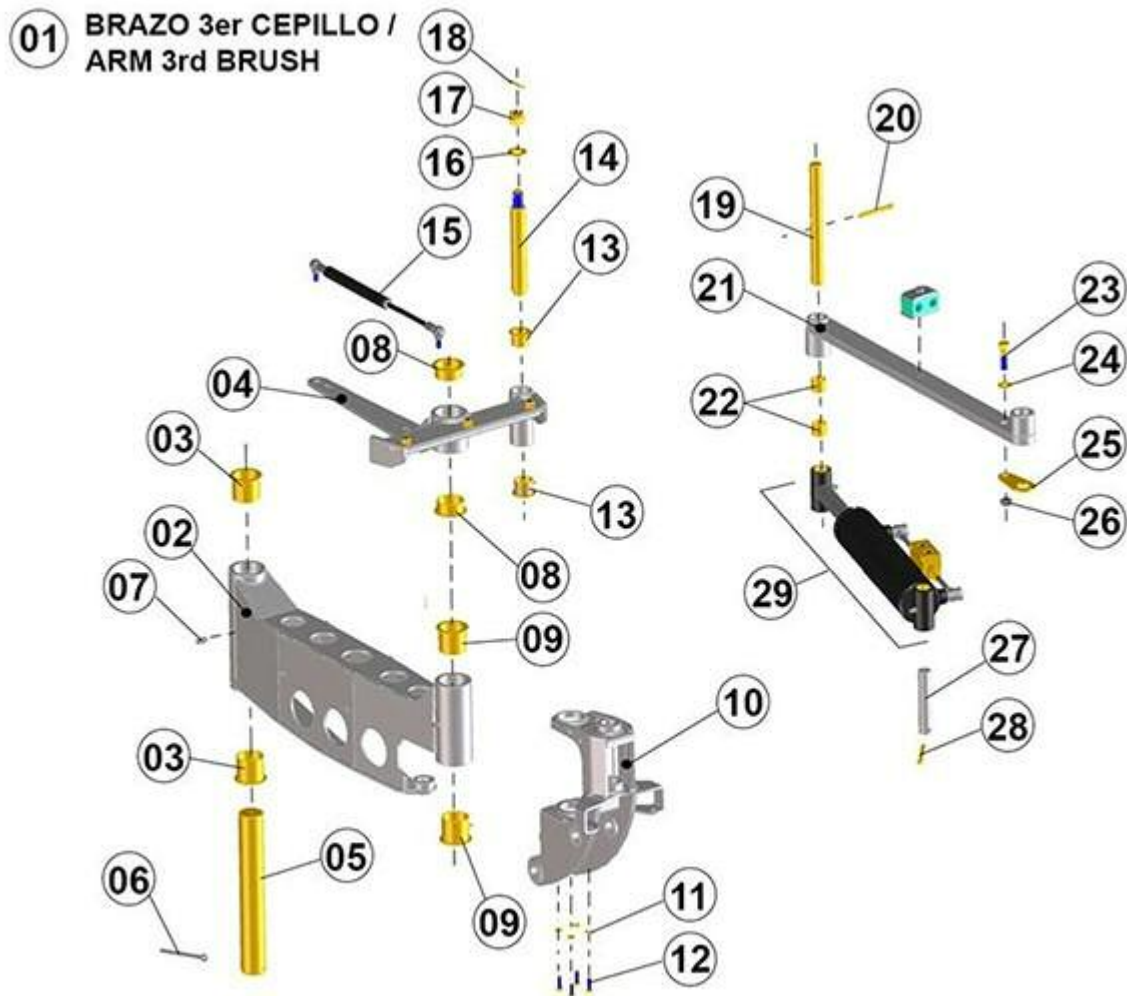


FIGURA	REFERENCIA	DENOMINACIÓN	CANTIDAD
001	48.13705.01	NEW THIRD ARM ASSEMBLY BRUSH	1
002	48.13730.01	ARM. PREVIOUS	1
003	959.04040.00	BUSHING D40X4	2
004	48.13750.02	SUPPORT	1
005	48.13610.01	AXLE	1
006	401.06070.60	PIN DIN94 6x70	1
007	901.08000.33	GREASER DIN71412-A M8x1,25	2
008	959.04020.00	CAP	2
009	959.04040.00	BUSHING D40X4	2
010	48.13740.01	CENTRAL SUPPORT ARM	1
011	104.06000.00	WASHER DIN7980 D6	4
012	603.06020.87	SCREW DIN933 M6x20	4
013	959.02521.00	BUSHING D25	2
014	48.13744.01	AXLE	1

015	70.08038.01	SHOCK ABSORBER	1
016	101.16000.67	WASHER DIN125 D16	1
017	710.16000.66	NUT	1
018	401.04030.60	SPLIT PIN DIN94 4x30	1
019	48.13726.01	AXLE	1
020	401.06050.60	PIN	1
021	48.13746.02	TENSION BAR	1
022	949.02020.00	bush 20X23X20 DIN 1494	2
023	604.10040.87	SCREW DIN931 M10x40	1
024	101.10000.67	D10 WASHER DIN125	1
025	48.13744.01	AXLE	1
026	720.10000.66	NUT	1
027	48.13729.01	AXLE	1
028	401.06050.60	PIN	1
029	48.13775.01	CYLINDER	1

48775336 -- XXXXXXXX

13. ACCESSORY / 3RD BRUSH (3)

BASTIDOR: 77339

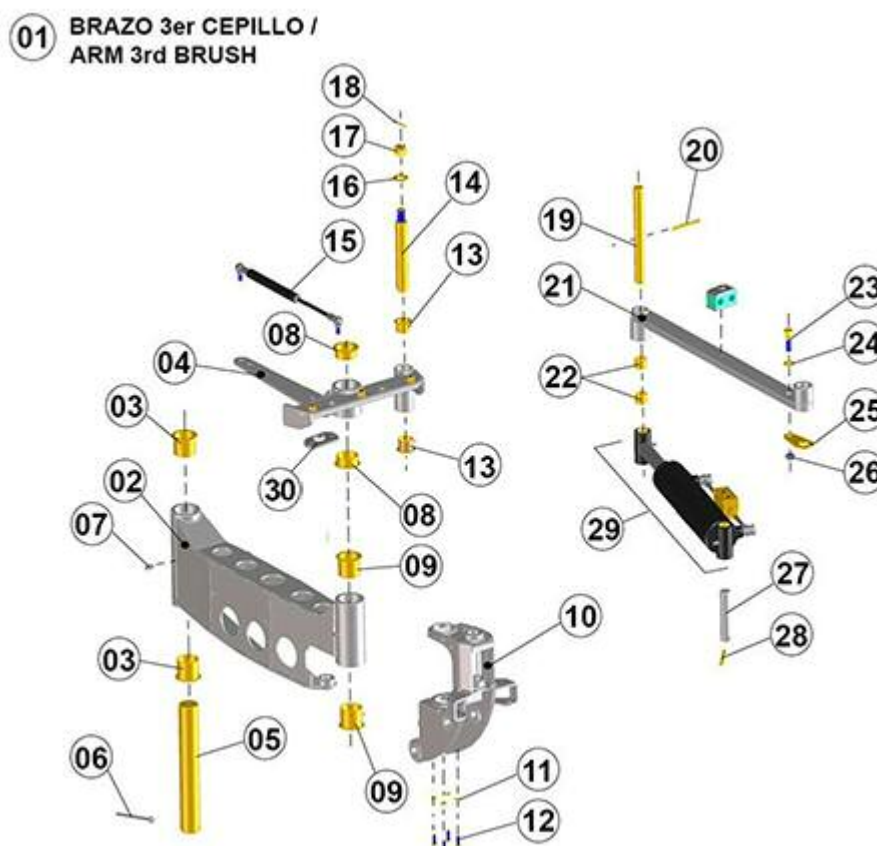


FIGURA	REFERENCIA	DENOMINACIÓN	CANTIDAD
001	48.13705.01	NEW THIRD ARM ASSEMBLY BRUSH	1
002	48.13730.01	ARM. PREVIOUS	1
003	959.04040.00	BUSHING D40X4	2
004	48.13750.03	SUPPORT	1
005	48.13610.01	AXLE	1
006	401.06070.60	PIN DIN94 6x70	1
007	901.08000.33	GREASER DIN71412-A M8x1,25	2
008	959.04020.00	CAP	2
009	959.04040.00	BUSHING D40X4	2
010	48.13740.02	SUPPORT	1
011	104.06000.00	WASHER DIN7980 D6	4
012	603.06020.87	SCREW DIN933 M6x20	4
013	959.02521.00	BUSHING D25	2
014	48.13744.01	AXLE	1
015	70.08038.01	SHOCK ABSORBER	1
016	101.16000.67	WASHER DIN125 D16	1
017	710.16000.66	NUT	1
018	401.04030.60	SPLIT PIN DIN94 4x30	1

019	48.13726.01	AXLE	1
020	401.06050.60	PIN	1
021	48.13746.02	TENSION BAR	1
022	949.02020.00	bush 20X23X20 DIN 1494	2
023	604.10040.87	SCREW DIN931 M10x40	1
024	101.10000.67	D10 WASHER DIN125	1
025	48.13744.01	AXLE	1
026	720.10000.66	NUT	1
027	48.13729.01	AXLE	1
028	401.06050.60	PIN	1
029	48.13775.01	CYLINDER	1
030	48.13728.02	REINFORCEMENT	2

48775336 -- XXXXXXXX

13. ACCESSORY / 3RD BRUSH (4)

BRAZO 3er CEPILLO / ARM 3ed BRUSH

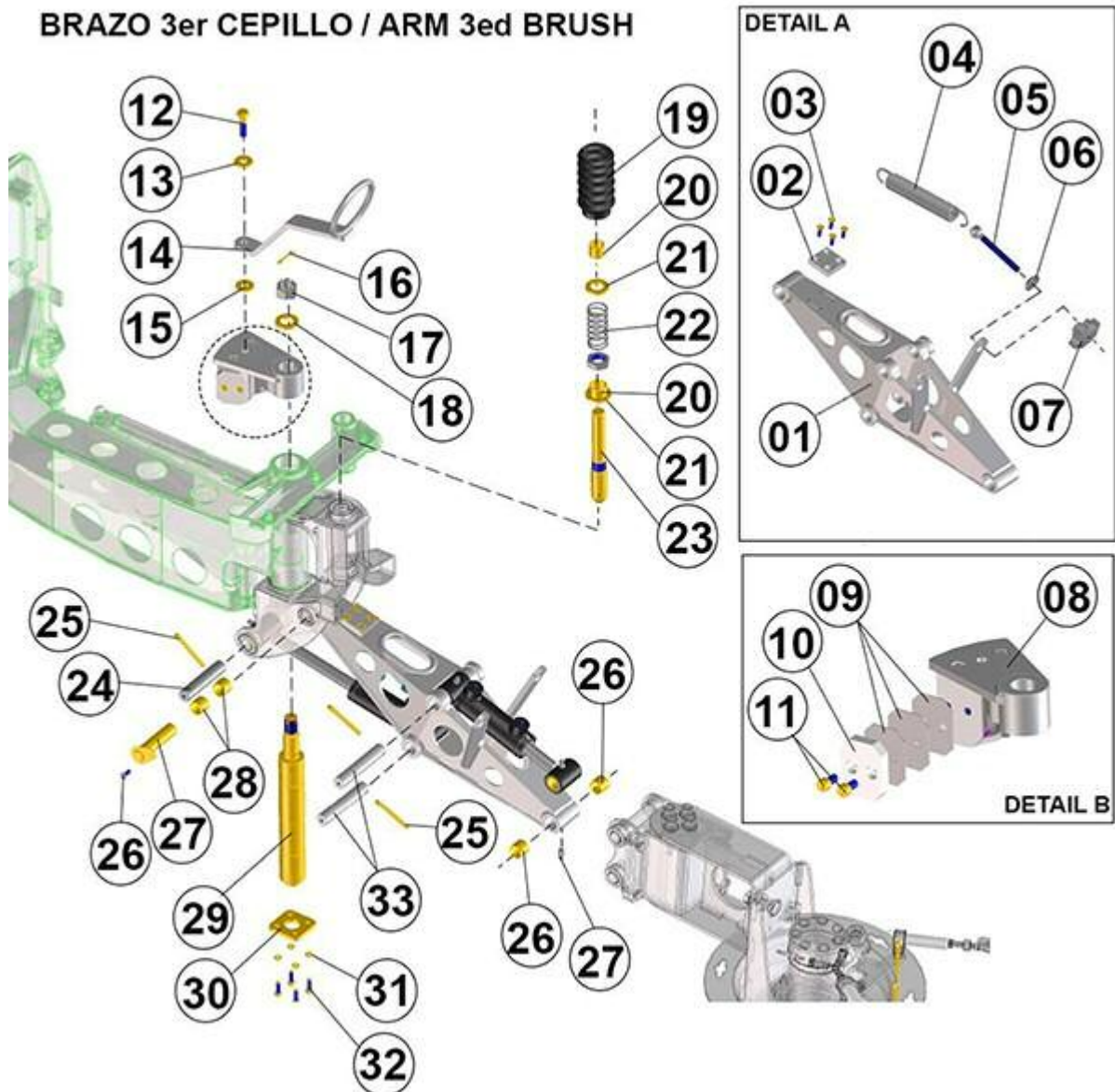


FIGURA	REFERENCIA	DENOMINACIÓN	CANTIDAD
001	48.13720.01	REAR ARM 532X243X178	1
002	48.13721.01	REINFORCEMENT	1
003	618.06020.87	SCREW. DIN7991 M6x20	4
004	48.09613.00	SPRING D28.5XD20.5X170	2
005	46.95159.00	SCREW DIN 444 M10X100	2
006	46.95160.00	WASHER D30X9	2
007	46.95163.00	FEMALE KNOB M10	2
008	48.13760.03	SUPPORT	1
009	48.13702.00	GRUESO REG. REC. 48X60X1	6
010	48.13727.01	TOPE. PA 60X48X15	2
011	601.08015.87	SCREW. DIN912 M8x15	4
012	604.10040.87	SCREW DIN931 M10x40	1

013	112.10000.66	WASHER DIN9021 D10	1
014	48.13762.00	SUPPORT	1
015	112.10000.66	WASHER DIN9021 D10	1
016	401.04030.60	SPLIT PIN DIN94 4x30	1
017	703.20000.60	SCREW DIN935 M20X2	1
018	101.20000.67	WASHER DIN 125 D20	1
019	46.06492.00	DUST COVER	1
020	949.02020.00	bush 20X23X20 DIN 1494	2
021	101.20000.67	WASHER DIN 125 D20	2
022	48.13743.00	SPRING	1
023	48.13742.01	AXLE	1
024	48.13741.00	AXLE	1
025	401.06050.60	PIN	3
026	630.06015.97	SCREW M6x15 ISO7380	1
027	48.13747.01	AXLE	1
028	949.02020.00	bush 20X23X20 DIN 1494	2
029	48.13745.02	AXLE	1
031	104.06000.00	WASHER DIN7980 D6	4
032	603.06020.87	SCREW DIN933 M6x20	4
033	48.13729.01	AXLE	2

48775336 -- XXXXXXXX

13. ACCESSORY / 3RD BRUSH (4)

BASTIDOR: 77339

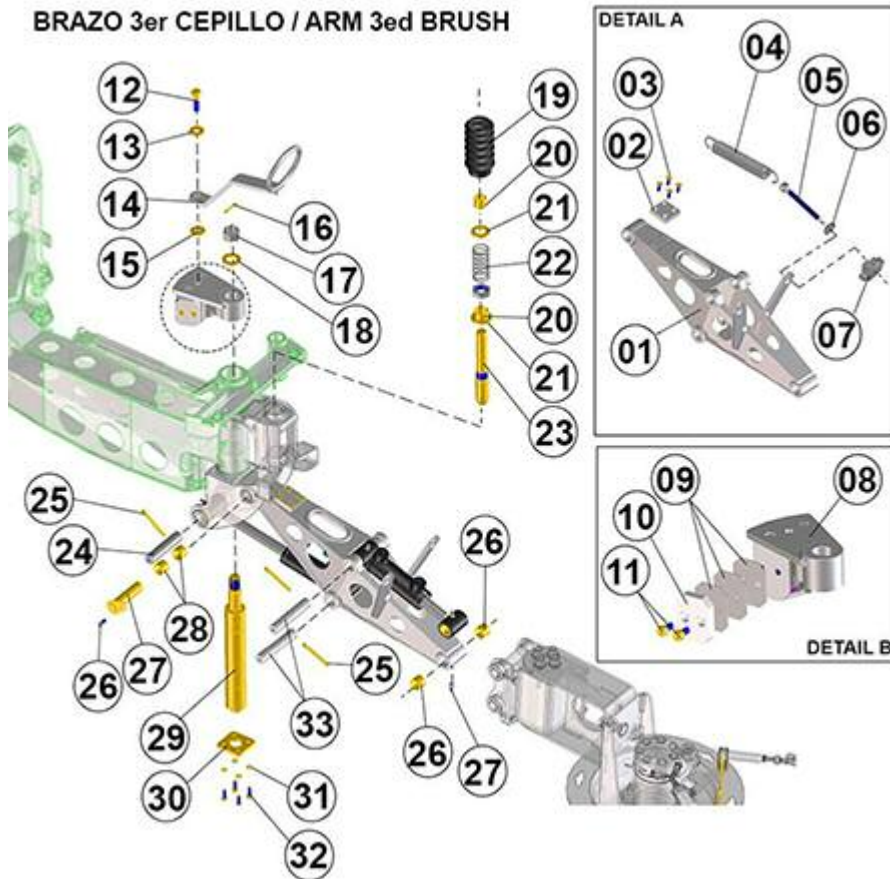


FIGURA	REFERENCIA	DENOMINACIÓN	CANTIDAD
001	48.13720.01	REAR ARM 532X243X178	1
002	48.13721.01	REINFORCEMENT	1
003	618.06020.87	SCREW. DIN7991 M6x20	4
004	48.09613.00	SPRING D28.5XD20.5X170	2
005	46.95159.00	SCREW DIN 444 M10X100	2
006	46.95160.00	WASHER D30X9	2
007	46.95163.00	FEMALE KNOB M10	2
008	48.13760.04	SUPPORT	1
009	48.13702.00	GRUESO REG. REC. 48X60X1	6
010	48.13727.02	STOP	2
011	618.06015.86	SCREW DIN7991	4
012	604.10040.87	SCREW DIN931 M10x40	1
013	112.10000.66	WASHER DIN9021 D10	1
014	48.13762.00	SUPPORT	1
015	112.10000.66	WASHER DIN9021 D10	1
016	401.04030.60	SPLIT PIN DIN94 4x30	1
017	703.20000.60	SCREW DIN935 M20X2	1
018	101.20000.67	WASHER DIN 125 D20	1

019	46.06492.00	DUST COVER	1
020	949.02020.00	bush 20X23X20 DIN 1494	2
021	101.20000.67	WASHER DIN 125 D20	2
022	48.13743.00	SPRING	1
023	48.13742.01	AXLE	1
024	48.13741.00	AXLE	1
025	401.06050.60	PIN	3
026	630.06015.97	SCREW M6x15 ISO7380	1
027	48.13747.01	AXLE	1
028	949.02020.00	bush 20X23X20 DIN 1494	2
029	48.13745.02	AXLE	1
031	104.06000.00	WASHER DIN7980 D6	4
032	603.06020.87	SCREW DIN933 M6x20	4
033	48.13729.01	AXLE	2

48775336 -- XXXXXXXX

13. ACCESSORY / 3RD BRUSH (5)

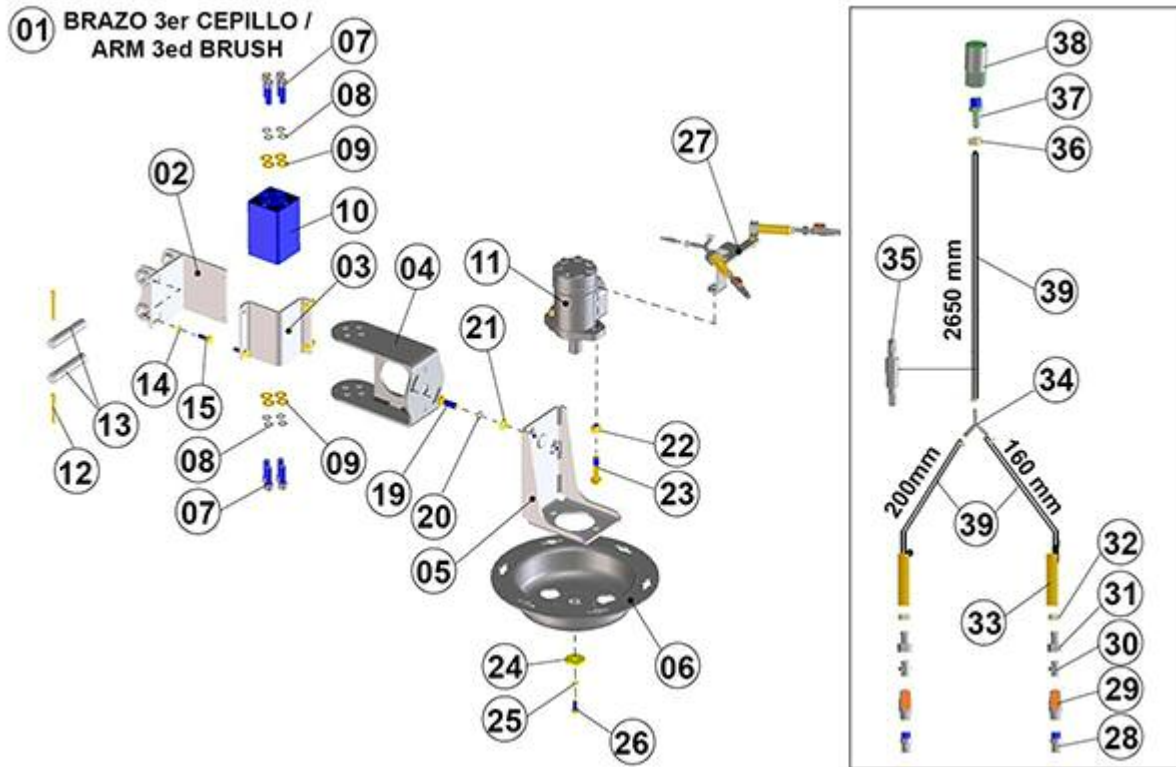


FIGURA	REFERENCIA	DENOMINACIÓN	CANTIDAD
001	48.13705.01	NEW THIRD ARM ASSEMBLY BRUSH	1
002	48.13770.02	SUPPORT CUSHION	1
003	48.13771.00	SUPPORT	1
004	48.13790.02	SHOCK ABSORBER SUPPORT	1
005	48.13780.01	ENGINE SUPPORT 216X160X130	1
006	46.09615.06	BRUSH SUPPORT	1
007	601.12040.86	SCREW DIN912	8
008	104.12000.00	WASHER DIN7980 D12	8
009	101.12000.67	WASHER DIN 125 D12	8
010	46.95245.00	78X78X130 MECHANICAL FUSE	1
011	48.10200.00	HYDRAULIC MOTOR 160BAR-154CM3/REV	1
012	401.06050.60	PIN	2
013	48.13729.01	AXLE	2
014	104.08000.00	WASHER DIN7980 D8	4
015	604.08025.86	SCREW DIN931	4
019	604.12035.87	SCREW DIN 931 M12x35	2
020	104.12000.00	WASHER DIN7980 D12	2
021	101.12000.67	WASHER DIN 125 D12	2
022	711.12000.66	NUT DIN982 M12	2
023	604.12050.86	SCREW DIN931 M12x50	2
024	46.95106.00	WASHER 5X9X40 ARM B300	1

025	104.08000.00	WASHER DIN7980 D8	1
026	603.08020.87	SCREW DIN933 M8x20	1
027	48.09614.00	SPRINKLER STAND	1
028	46.10108.00	CONNECTOR M / M SPRINKLER 1/8X1.3	2
029	48.10116.00	BALL VALVE 1 / 8 "FEMALE	2
030	09.00340.00	NIPPLE M/M	2
031	46.10107.00	RACORD M/H D7X1/8	2
032	948.01308.00	SPRING CLAMP Ø13	5
033	46.95191.00	SPRING TRAC. D2XD13.75XD17.75	2
034	46.02199.00	RACOR FORT M/M/M D8XD8XD8	1
035	46.02300.00	CHECK VALVE D5X45	1
036	948.01308.00	SPRING CLAMP Ø13	1
037	46.95657.00	RACOR M/M 1/4GAS SPIKE D8	1
038	46.58123.00	QUICK PLUGS FEMALE 1 / 4 "IN	1
039	469.03014.00	HOSE L/P MAT. 8x14	1

48775336 -- XXXXXXXX

13. ACCESSORY / 3RD BRUSH (6)

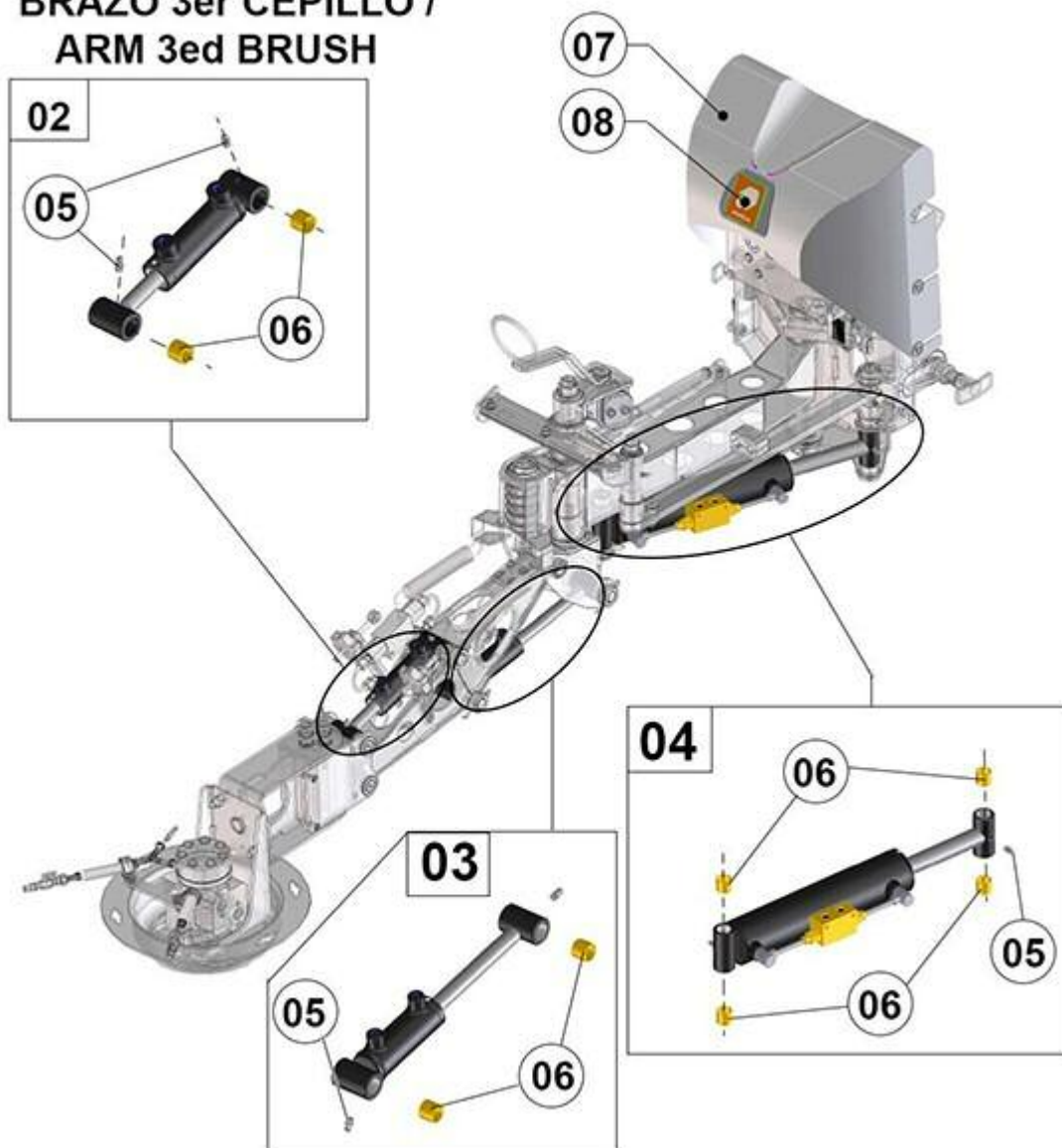
**BRAZO 3er CEPILLO /
ARM 3rd BRUSH**


FIGURA	REFERENCIA	DENOMINACIÓN	CANTIDAD
002	48.13795.01	CYLINDER D/E D32XD20XL222XC58	1
003	48.13785.01	CYLINDER D/E D32XD20XL321XC66	1
004	48.13775.01	CYLINDER	1
005	901.08000.33	GREASER DIN71412-A M8x1,25	6
006	949.02020.00	bush 20X23X20 DIN 1494	6
007	48.13765.03	COVER. HYDRAULIC BLOCK	1
008	46.08099.00	AUSA BADGE	1

48775336 -- XXXXXXXX

13. ACCESSORY / 3RD BRUSH (7)

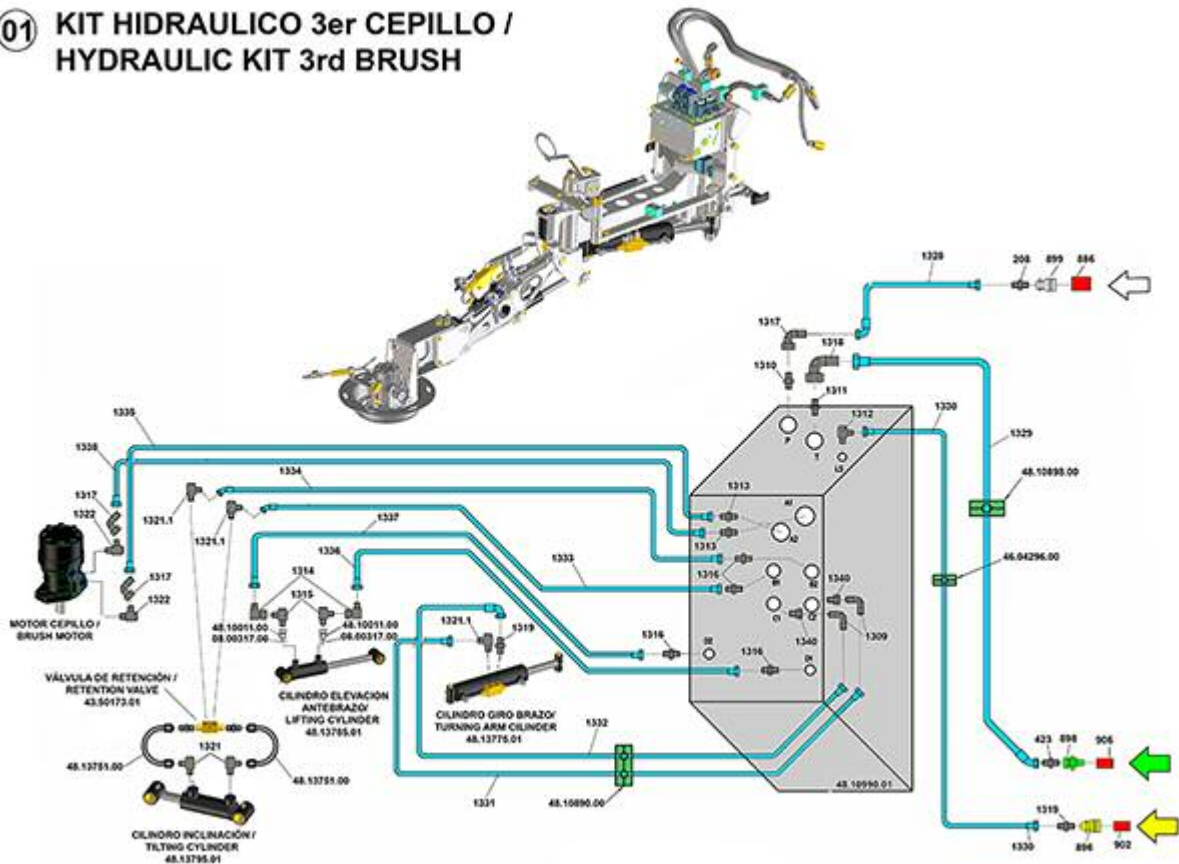
**01 KIT HIDRAULICO 3er CEPILLO /
HYDRAULIC KIT 3rd BRUSH**


FIGURA	REFERENCIA	DENOMINACIÓN	CANTIDAD
001	48.10990.01	HYDRAULIK KIT	1
0208	46.10824.00	FITTING	1
0423	48.10433.00	FITTING	1
0886	46.10908.00	ECOLOGICAL FEMALE CYLINDER PROTECTOR	1
0889	46.50763.00	FAST PLUG 3/8G	1
0896	46.10912.10	CONNECTOR B	1
0898	46.50764.00	QUICK PLUG 3/8G	1
0902	46.10913.00	ECOLOGICAL CYLINDER FEMALE PROTECTION	1
0906	46.10905.00	ECOLOGICAL MALE CYLINDER PROTECTOR	1
1309	48.10047.00	FITTING C90M/M M14/M14	2
1310	48.10435.00	FITTING	1
1311	35.10104.00	FITTING	1
1312	48.10101.00	FITTING C90TO/M-M12x1,5-M14x1,5	1
1313	48.10142.00	FITTING RACOR M/M MB M18-M22 Ø2.5	1
1314	33.10201.00	C90M/TL CONNECTOR M12X1, 5	2
1315	46.58175.00	RACOR C90M/M M12X1/8` B.S.P.	2
1316	57.10316.00	FITTING M/M M14X1.5-M12X1.5	4

1317	17.10247.00	RACOR C90M/TL M22	3
1318	46.58066.00	FITTING C90M/TL M30	1
1319	48.10434.00	RACOR M/M 1/4"BSP / M14X1,5	1
1321	48.10936.00	RACOR C90TO/M 1/4BSP-MM M14X1	2
1321.1	48.10936.01	FITTING	3
1322	32.10078.00	RACOR C90MO/M 1/2"G-M22X1,5	2
1328	48.10621.00	HOSE R2T1/2 C90 M22 / C45 M22	1
1329	48.10622.00	HOSE R1T5/8 C90 M30 / C45 M26	1
1330	48.10623.00	HOSE R1T1/4 C90 M14 / C45 M16	1
1331	48.10613.01	HOSE R1T3/16 -1020-TLM14-C45M1	1
1332	48.10614.02	HOSE	1
1333	48.10615.02	HOSE	1
1334	48.10616.02	HOSE	1
1335	48.10617.01	HOSE WITH PROTECTION	1
1336	48.10618.01	HOSE	1
1337	48.10619.01	HOSE	1
1338	48.10620.01	HOSE	1
1340	48.10046.00	FITTING M/TL MB M12x1.5 / TL M14	2
1342	48.10868.00	FLANGE	1

48775336 -- XXXXXXXX

13. ACCESSORY / 3RD BRUSH (7)

FIGURA	REFERENCIA	DENOMINACIÓN	CANTIDAD
1343	46.04296.00	HOSE CLAMP SIMPLE Ø12	1
1344	48.10890.00	DOUBLE FLANGE D22	1

48775336 -- XXXXXXXX

13. ACCESSORY / 3RD BRUSH (8)

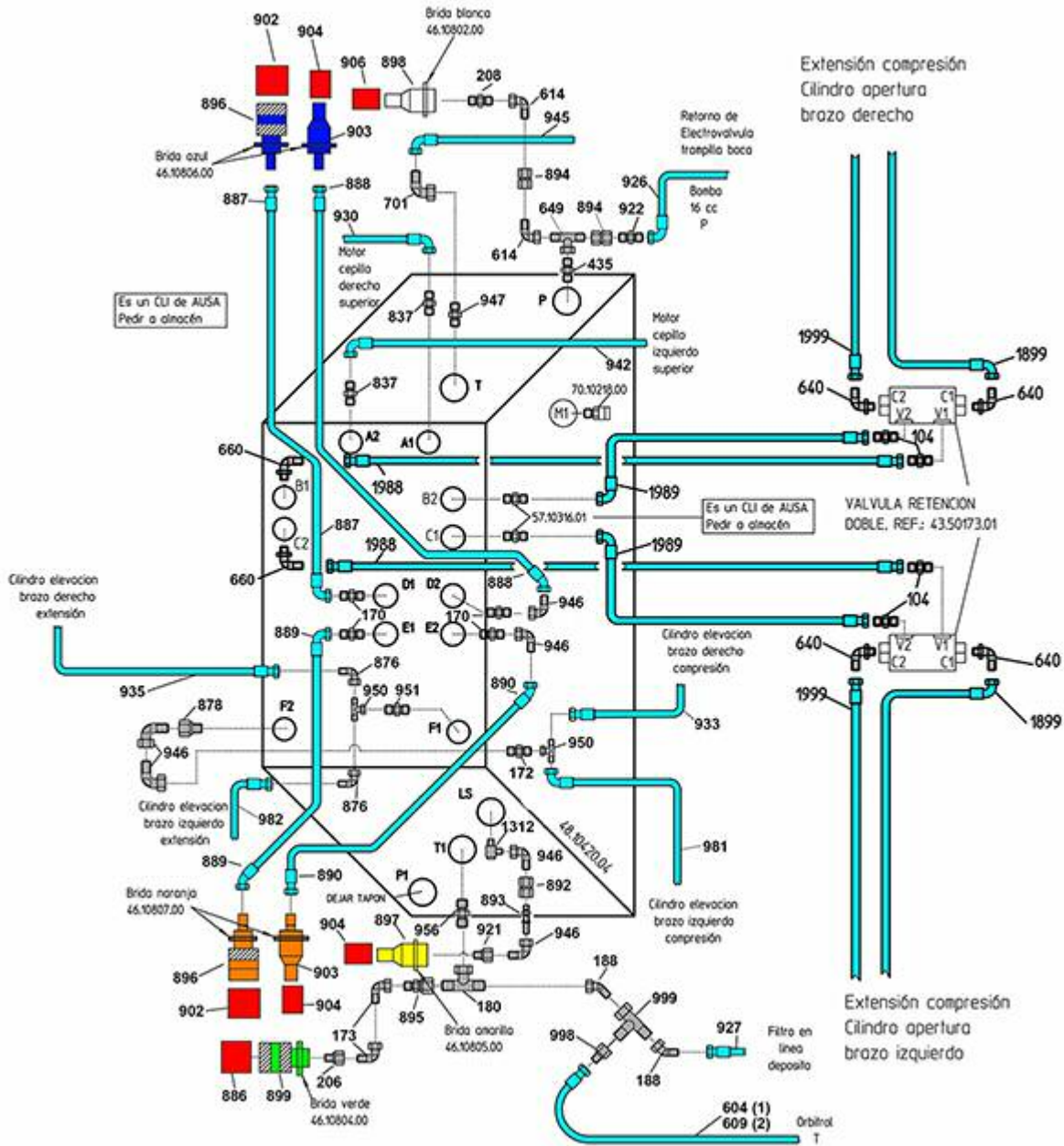


FIGURA	REFERENCIA	DENOMINACIÓN	CANTIDAD
1312	48.10101.00	FITTING C90TO/M-M12x1,5-M14x1,5	1
170	57.10316.00	FITTING M/M M14X1.5-M12X1.5	4
173	48.10223.00	FITTING	2
188	46.10450.00	FITTING	2
206	48.10234.00	"RACOR M/TL MF1/2" BSP / M26X1,5"	1
208	46.10824.00	FITTING	1
614	17.10247.00	RACOR C90M/TL M22	1
649	46.10881.00	FITTING	1

701	48.10451.00	RACOR C90M/TL M18X1,5	1
886	17.10906.00	CONNECTOR PROTECTOR. ECO. MACH 3/8	1
887	48.10640.00	HOSE 1/4	1
889	48.10642.00	HOSE 1/4	1
890	48.10643.00	HOSE 1/4	1
892	35.10197.00	FITTING	1
893	46.10141.00	RACOR PAS. M/M M14X1.5	1
895	46.58110.00	FITTING M/TL M16XM30	1
896	46.10912.01	QUICK FEMALE CONNECTOR 1/4	2
897	46.10814.00	MALE ECOLOGICAL CONNECTOR. 1/4	1
898	46.50764.01	QUICK MALE CONNECTOR 3/8	1
899	46.50763.01	QUICK FEMALE CONNECTOR 3/8	1
902	46.10913.00	ECOLOGICAL CYLINDER FEMALE PROTECTION	2
903	46.10901.00	MALE ECOLOGICAL CONECTOR M16	2
904	46.10906.00	MALE ECOLOGICAL CYLINDER PROTECTOR	3
906	17.10905.00	CONNECTOR PROTECTOR. ECO. HEM.3/8	1
921	32.10154.00	RACOR M / TL 1/4BSP - M14	1
922	48.10435.00	FITTING	1
946	46.58112.00		4
998	48.10375.00	FITTING M/TL MM M18x1.5-TLM30x2	1
999	57.10311.00	FITTING	1

48775336 -- XXXXXXXX

13. ACCESSORIE / AIR CONDITIONER (01)

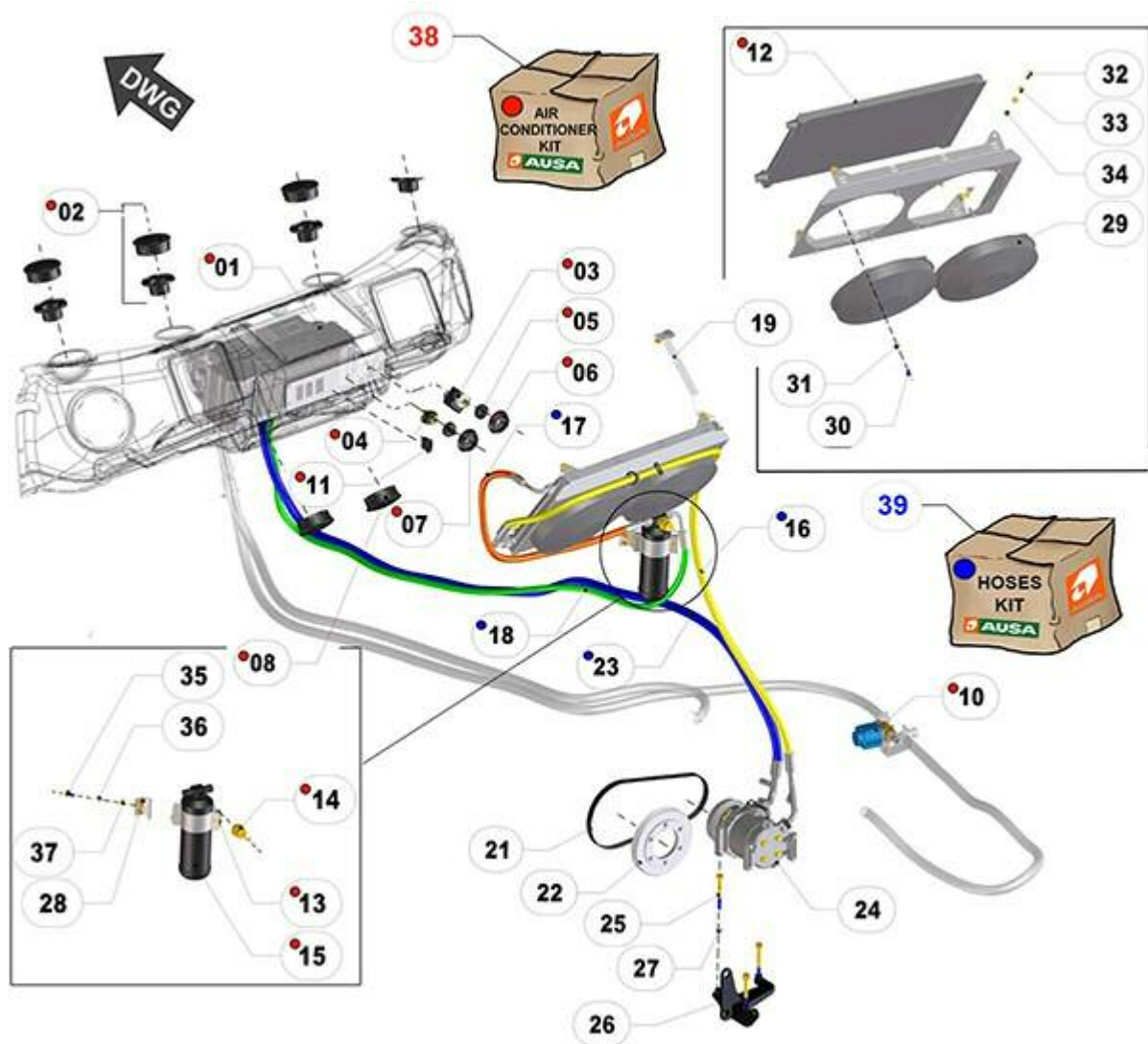


FIGURA	REFERENCIA	DENOMINACIÓN	CANTIDAD
001	32.08416.00	EVAPORATOR A/C	1
002	48.08293.00	ORIENT AIR DIFFUSER. D84-D45	1
003	48.11560.00	SWITCH REG. TEMPERATURE	1
004	32.08429.00	SWITCH 4 POS. VENT.	1
005	32.08427.00	ROTARY CONTROL D33	2
006	48.08296.00	TRIM CONTROL	1
007	32.08426.00	CONTROL COVER VENT.	1
008	48.08292.00	ADJUSTABLE AIR DIFFUSER D84	2
010	48.11562.00	ELECTROVALVE 18W	1
011	32.08425.00	SWITCH A / C ON-OFF	1
012	48.13201.01	CONDENSER RADIATOR 6KW	1
013	48.13203.00	SUPPORT	1
014	32.08410.00	PRESSOSTAT SWITCH	1
015	32.08409.00	FILTER DRIER D6	1

016	48.13231.00	TUBE	1
017	48.13232.00	TUBE	1
018	48.13233.00	TUBE	1
019	48.13221.00	RADIATOR FIXING SUPPORT	1
021	48.13175.00	BELT	1
022	48.13190.01	PULLEY 6PJ	1
023	48.13234.00	TUBE	1
024	48.13055.00	AIR CONDITIONING COMPRESSOR	1
025	604.08080.87	SCREW M8x80 DIN931	3
026	48.13191.00	FIXING SUPPORT COMPRESSOR	1
027	105.08000.66	CIR-CLIP EXT. DIN7980 D8	3
028	48.13219.00	SUPPORT	1
029	48.10761.00	FAN A / C	2
030	630.06010.97	SCREW ISO7380 M6X10	8
031	104.06000.00	WASHER DIN7980 D6	8
032	603.06020.87	SCREW DIN933 M6x20	4
033	101.06000.67	WASHER DIN125 D6	8
034	711.06000.67	NUT DIN 982 M6	4
035	603.06015.87	SCREW DIN933 M6x15	2
036	101.06000.67	WASHER DIN125 D6	2
037	711.06000.67	NUT DIN 982 M6	2
038	48.13200.03	AIR CONDITIONER KIT	1

48775336 -- XXXXXXXX

13. ACCESSORIE / AIR CONDITIONER (01)

FIGURA	REFERENCIA	DENOMINACIÓN	CANTIDAD
039	48.13235.00	HOSE KIT A / C	1

48775336 -- XXXXXXXX

13. ACCESSORIE / AIR CONDITIONER (02)

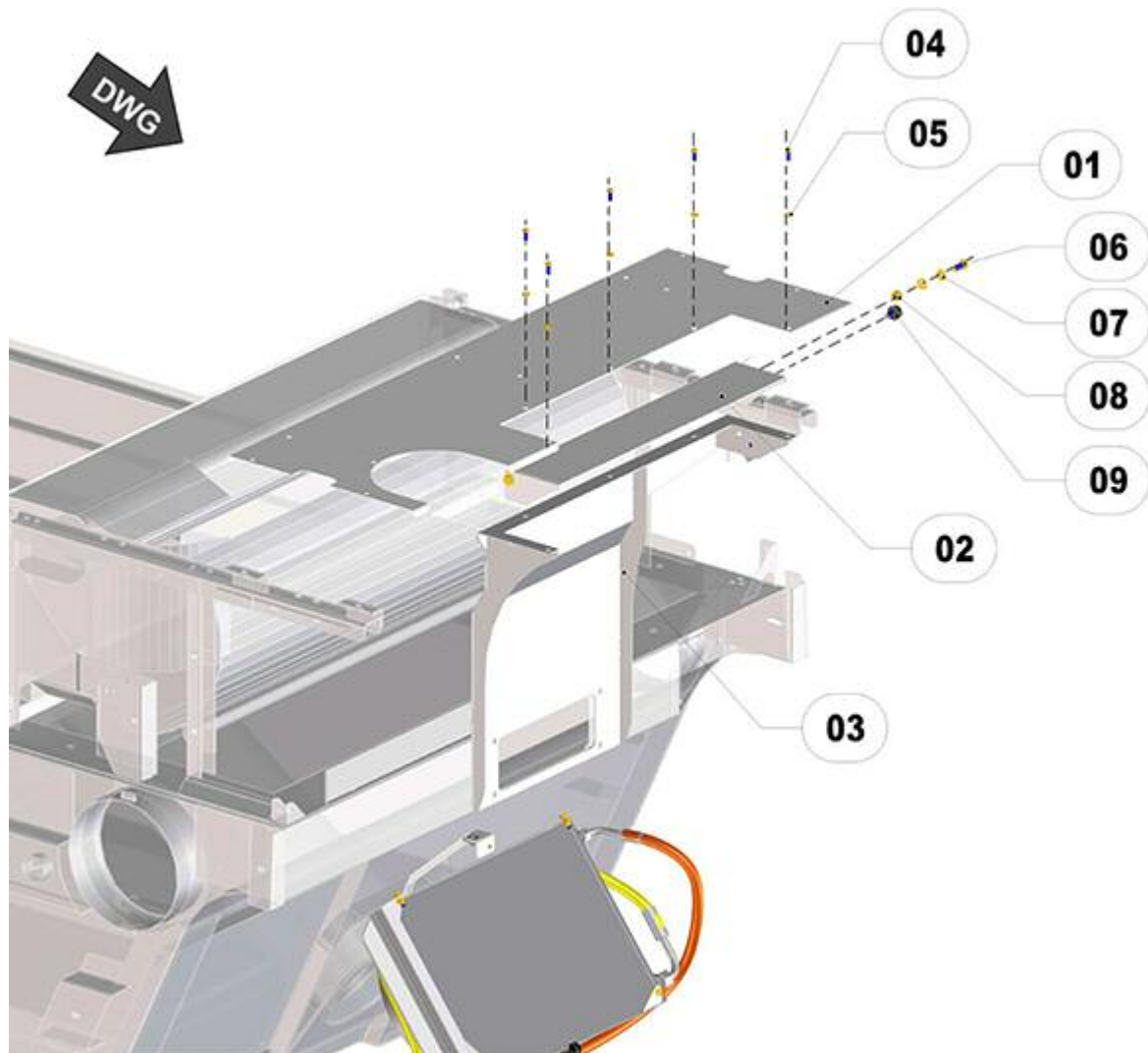


FIGURA	REFERENCIA	DENOMINACIÓN	CANTIDAD
001	48.09333.03	SHEET IRON B200H E6 AACC	1
002	48.09417.00	SUPPORT	1
003	48.09418.00	SUPPORT	1
004	630.06015.96	SCREW ISO7380 M6x15	5
005	104.06000.00	WASHER DIN7980 D6	6
006	603.08020.87	SCREW DIN933 M8x20	2
007	101.08000.67	WASHER DIN125 D8	4
008	711.08000.NX	NUT DIN982 M8	2
009	966.08015.86	KNOB	1

48775336 -- XXXXXXXX

13. ACCESORY / VIEW CAMERA



FIGURA	REFERENCIA	DENOMINACIÓN	CANTIDAD
001	48.11072.00	COLOR CAMERA 70X44X54MM IP67	1
002	48.11071.00	5 METER EXTENSION WIRE FOR CAMERA	1
003	48.11070.00	COUPLING CAMERA WIRE	1

48775336 -- XXXXXXXX

13. ACCESSORY / KARCHER (01)

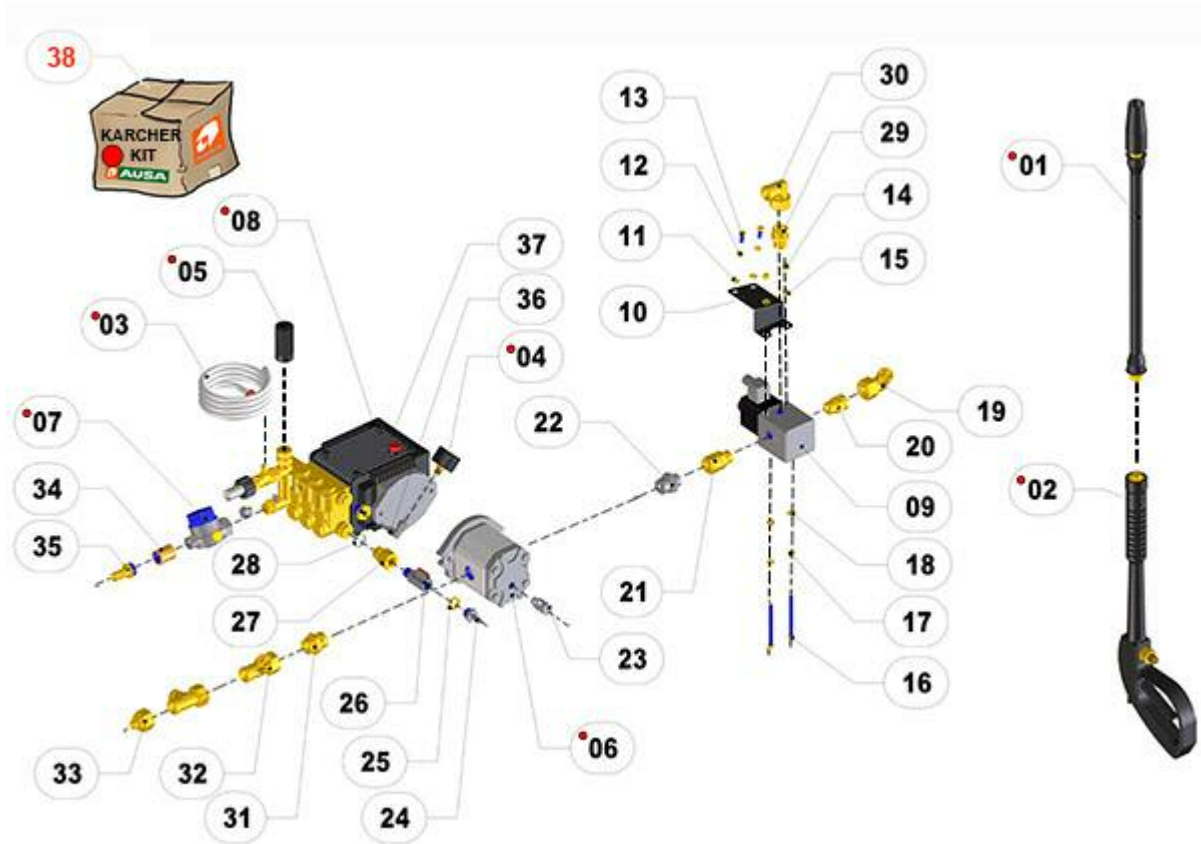


FIGURA	REFERENCIA	DENOMINACIÓN	CANTIDAD
001	48.09826.00	SPRAY WASH LAUNCH	1
002	48.09825.00	PRESSURE GUN	1
003	BOZAR1271900	SAE 100R1 HOSE M22x1, 5 (F) 1 / 4	1
004	46.09373.00	PRESSURE GAUGE	1
005	46.09372.00	VALVE 180 BAR	1
006	46.09371.00	HYDRAULIC ENGINE	1
007	46.09376.00	FILTER 20L / M 10 BAR 1 / 2	1
008	46.09370.00	PUMP XM15.15C	1
009	46.10077.02		1
010	48.09428.00	FIXING SUPPORT VALVE KARCHER	1
011	101.06000.67	WASHER DIN125 D6	2
012	104.06000.00	WASHER DIN7980 D6	2
013	603.06015.87	SCREW DIN933 M6x15	2
014	711.06000.67	NUT DIN 982 M6	2
015	101.06000.67	WASHER DIN125 D6	2
016	601.06080.87	SCREW DIN 912 M6x80	2
017	104.06000.00	WASHER DIN7980 D6	2
018	101.06000.67	WASHER DIN125 D6	2

019	48.10223.00	FITTING	1
020	48.10433.00	FITTING	1
021	46.58132.00	FITTING	1
022	70.10251.00	FITTING	1
023	48.10936.00	RACOR C90TO/M 1/4BSP-MM M14X1	1
024	48.21196.00	RACOR. 3/8"-D9	1
025	08.00317.00	METALLIC GASKET BUNA D3/8	1
026	48.10035.00	BALL VALVE 3/8 "M / H	1
027	08.00314.00	NIPPLE M/H	1
028	08.00316.00	METALLIC GASKET BUNA D1/2 G	1
029	48.10433.00	FITTING	1
030	48.10223.00	FITTING	1
031	70.10207.00	FITTING	1
032	70.10234.00	FITTING	2
033	48.10216.00	FITTING M/TL MM M14(L8) TL M26(L)	1
034	46.10381.00	FITTING H/H 1/2	1
035	46.10382.00	RACOR M/M 1/2"	1
036	10.02144.00	ELBOW C90M/H NIPPLE	1

48775336 -- XXXXXXXX

13. ACCESSORY / KARCHER (01)

FIGURA	REFERENCIA	DENOMINACIÓN	CANTIDAD
037	48.10013.00	RACOR	1
038	46.09808.02	KARCHER KIT 15L/MIN 150 BAR	1

48775336 -- XXXXXXXX

13. ACCESSORY / KARCHER (02)

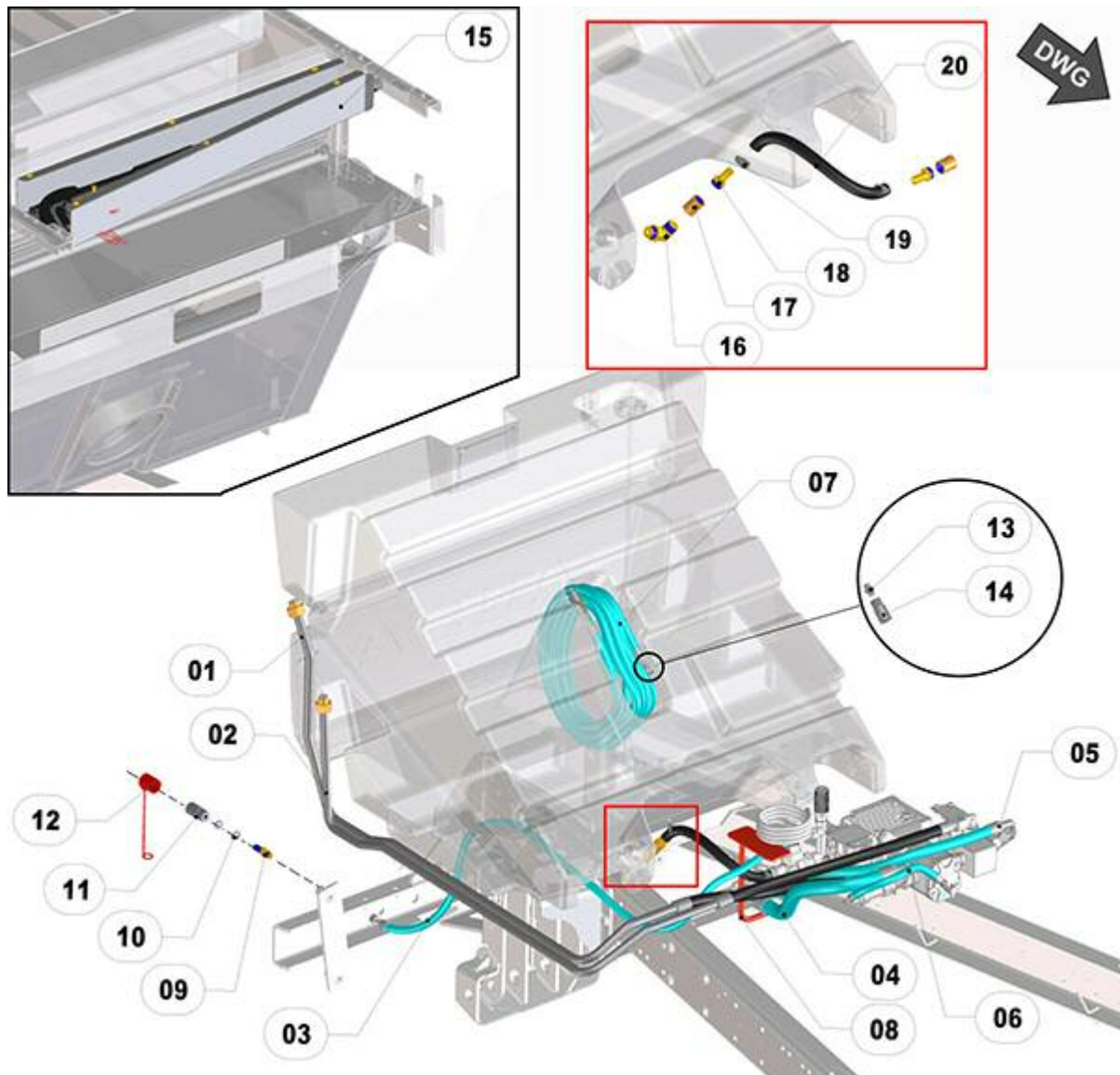


FIGURA	REFERENCIA	DENOMINACIÓN	CANTIDAD
001	48.10711.00	TUBE MET. 20x17	1
002	48.10712.00	TUBE MET. 18x14	1
003	48.10782.00	HOSE R1T1/4 TL1/4GAS-TL M22 MA	1
009	10.13380.00	NIPPLE M/M	1
010	28.00341.00	METALLIC GASKET BUNA D1/4	2
011	46.58123.00	QUICK PLUGS FEMALE 1 / 4 "IN	1
012	46.10913.00	ECOLOGICAL CYLINDER FEMALE PROTECTION	1
013	28.00337.00	FITTING M/M 1/4 G-1/4 G	1
014	46.58123.00	QUICK PLUGS FEMALE 1 / 4 "IN	1
015	48.09818.02	SUPPORT PRESSURE PISTOL	1
016	43.01454.00	ELBOW C90M/M NIPPLE	1
017	46.10381.00	FITTING H/H 1/2	1
018	46.10382.00	RACOR M/M 1/2"	1

019	912.20032.00	CLAMP	1
020	464.03022.00	MAT. TUBE B/P 16X22	1

48775336 -- XXXXXXXX

13. ACCESSORY / KARCHER (03)

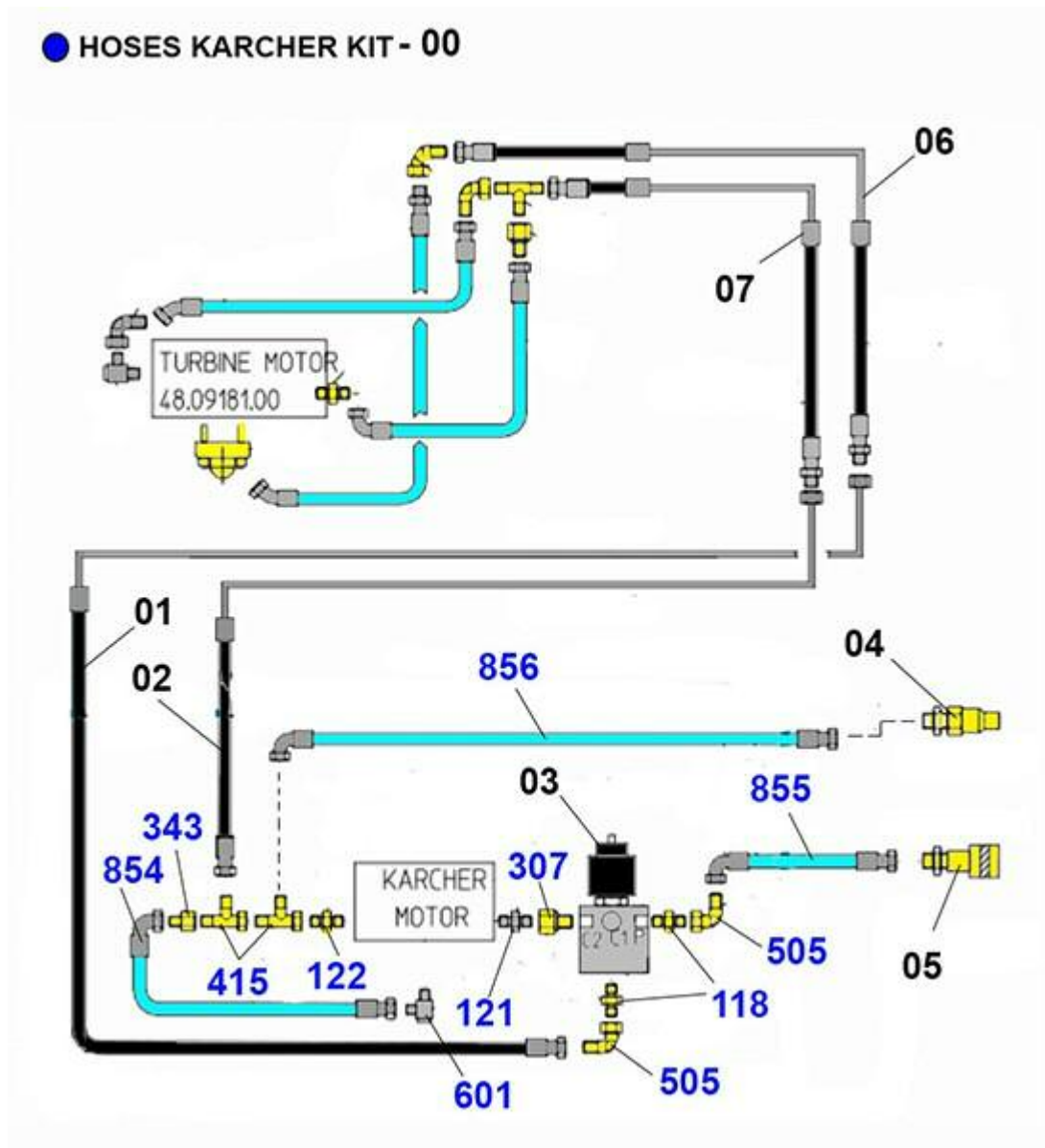


FIGURA	REFERENCIA	DENOMINACIÓN	CANTIDAD
001	48.10712.00	TUBE MET. 18x14	1
002	48.10711.00	TUBE MET. 20x17	1
003	46.10077.02		1
004	46.10900.00	ECOLOGICAL MALE CONECTOR M26	1
005	46.10899.00	ECOLOGICAL FEMALE CONECTOR M26	1
006	48.09345.02	TURBINE PRESSURE HOSE B200H	1
007	48.09346.02	RETURN HOSE TURBINE	1
118	48.10433.00	FITTING	2
121	70.10251.00	FITTING	1
122	70.10207.00	FITTING	1
307	46.58132.00	FITTING	1
343	48.10216.00	FITTING M/TL MM M14(L8) TL M26(L)	1

415	70.10234.00	FITTING	2
505	48.10223.00	FITTING	1
601	48.10936.00	RACOR C90TO/M 1/4BSP-MM M14X1	1
854	48.10984.00	TUBE 1SN 1/4 L365 TL-C90 M14	1
855	48.10986.00	TUBE 2SN 1/2 L825 TL-C90 M26	1
856	48.10987.00	TUBE 1SN 3/4 L630 TL-C90 M26	1

48775336 -- XXXXXXXX

13. ACCESSORY / LEGS

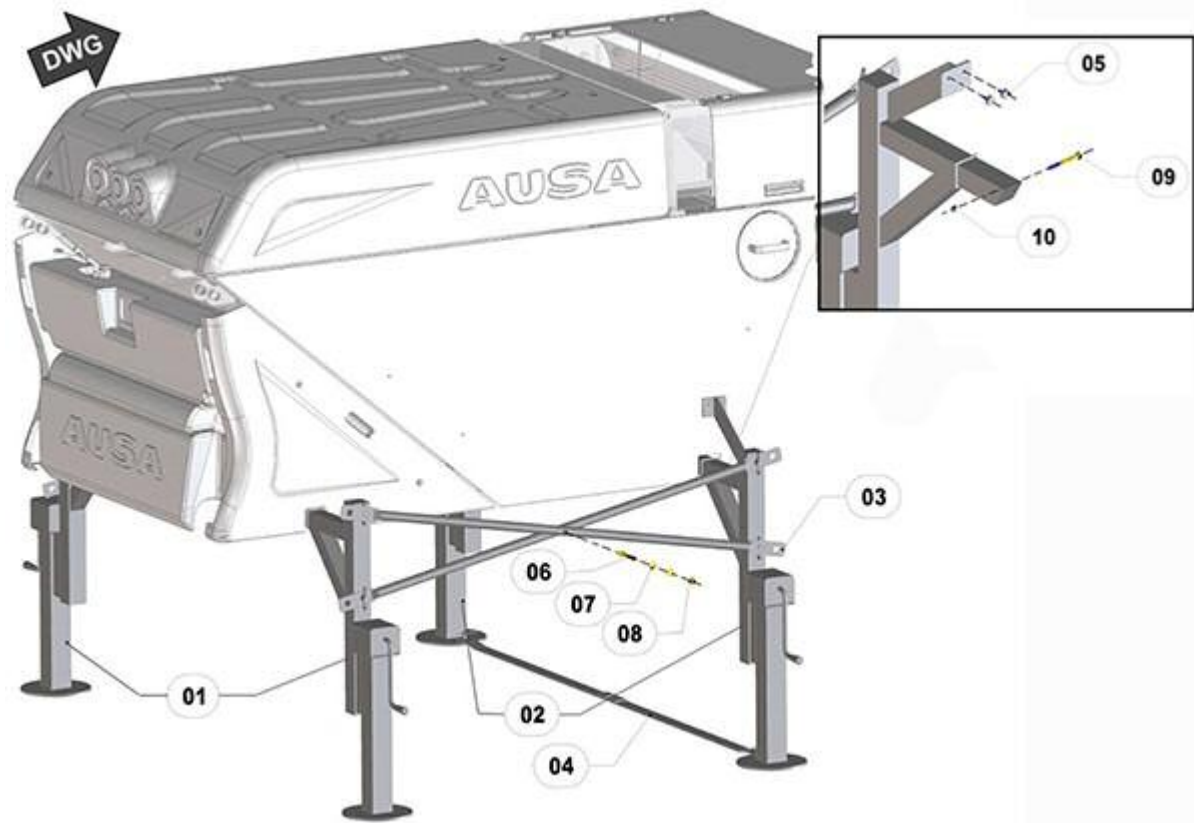


FIGURA	REFERENCIA	DENOMINACIÓN	CANTIDAD
001	48.97085.00	LEG SUPORT MWB200H	2
002	48.97085.02	LEG SUPORT B200H	2
003	48.09786.00	FIX ROD D30X1.5	4
004	48.97086.00	LEGS SUPPORT FIXATION 1926X40X10	1
005	60.01926.00	RUBBER TOP 20X8.5 M6X165	4
006	604.12090.87	SCREW DIN931 M12X90	2
007	101.12000.67	WASHER DIN 125 D12	4
008	711.12000.66	NUT DIN982 M12	2
009	604.08080.87	SCREW M8x80 DIN931	2
010	711.08000.66	NUT DIN982 M8	2

48775336 -- XXXXXXXX

13. ACCESSORIES / ASPIRATION TUBE MANUAL

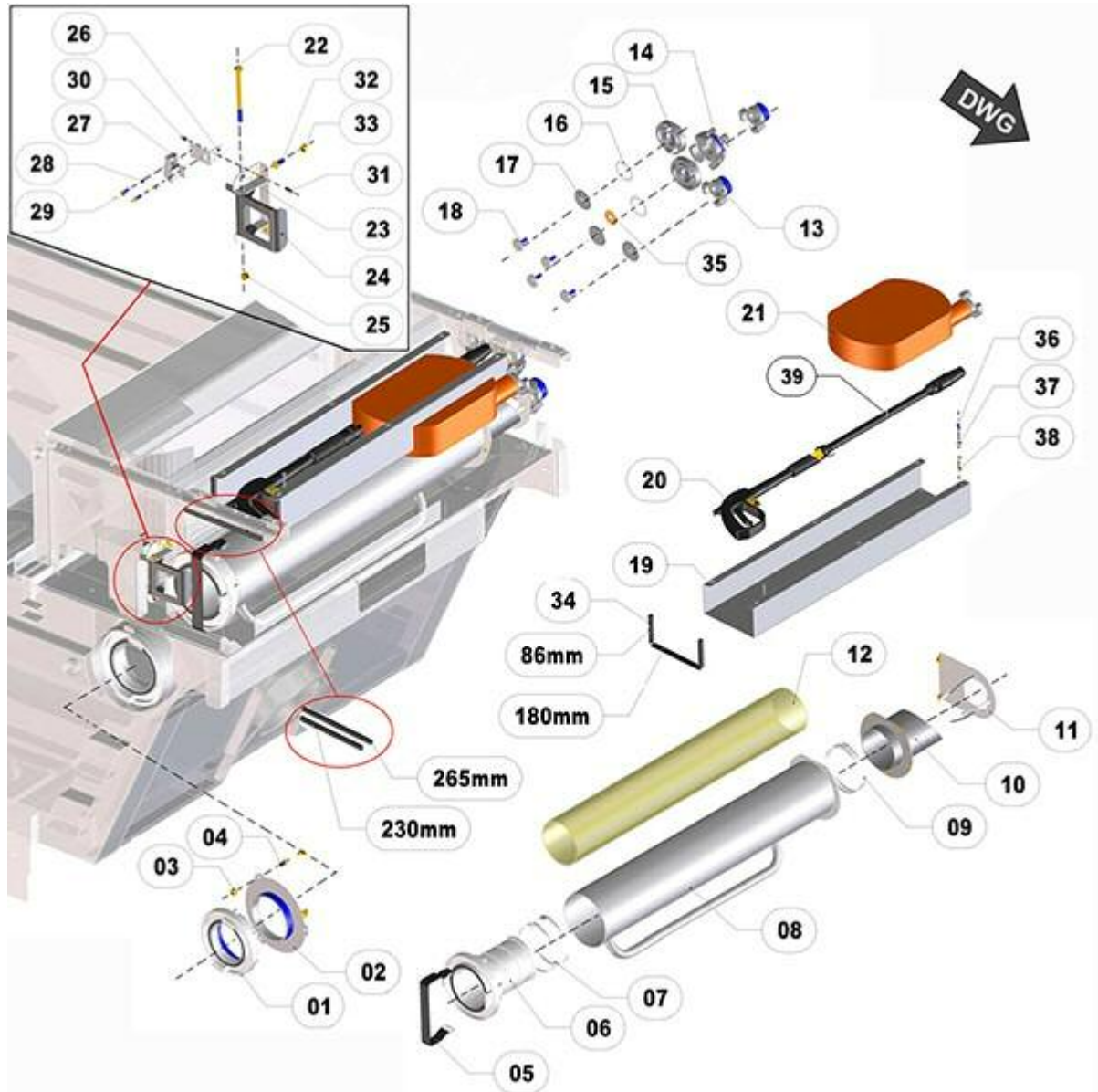


FIGURA	REFERENCIA	DENOMINACIÓN	CANTIDAD
001	48.09354.00	STORZ CONNECTOR D125	2
002	48.09355.00	STORZ SUPPORT	2
003	711.10000.NX	NUT DIN982 M10x1,5	6
004	603.10020.87	SCREW DIN933	6
005	48.09366.00	RUBBER 30X390	1
006	48.09305.00	STORZ HOSE CONNECTOR D125	1
007	912.12140.66	CLAMP	2
008	48.09302.01	TUBE CONT. ASP. MANUAL B200H	1
009	912.12140.66	CLAMP	2
010	48.09304.01	NOZZLE ASP. MANUAL B200H	1
011	48.09303.00	PIPE SUPPORT	1
012	48.09306.01	FLEXIBLE TUBE 125	1

013	46.09706.00	HOSE CONNECTOR	2
014	46.09708.00		1
015	46.09707.00	RACOR M/H	2
017	10.01317.00	WASHER DIN9021 12.5x59x5	3
018	956.10000.00	KNOB M10 DIN 653	3
019	48.09818.00	FIXING SUPPORT PRESSURE LANCE	1
020	48.09825.00	PRESSURE GUN	1
021	46.09710.00		1
022	604.08110.87	SCREW DIN913 M8X110	1
023	48.09368.00	CLOSING SUPPORT	1
024	48.09367.00	CLOSING	1
025	711.08000.NX	NUT DIN982 M8	1
026	48.09369.00	ANGLE BRACKET	1
027	01.01925.00	LATCH	1
028	711.05000.66	NUT DIN982 M5	2
029	630.05015.97	ISO 7380 SCREW M5x15	2
030	711.05000.66	NUT DIN982 M5	2
031	630.05015.97	ISO 7380 SCREW M5x15	2
032	630.08020.96	SCREW ISO7380	1
033	711.08000.NX	NUT DIN982 M8	1
034	472.00411.00	RUBBER PROFILE MAT.	5
035	112.14000.67	WASHER 15X45X3 DIN 9021	1
036	630.06015.97	SCREW M6x15 ISO7380	6
037	101.06000.NX	WASHER DIN125 D6 INOX	12

48775336 -- XXXXXXXX

13. ACCESSORIES / ASPIRATION TUBE MANUAL

FIGURA	REFERENCIA	DENOMINACIÓN	CANTIDAD
038	711.06000.NX	NUT DIN982 M6	6
039	48.09826.00	SPRAY WASH LAUNCH	1

48775336 -- XXXXXXXX

13. ACCESORIES / 4X4X4 TRANSMISSION (1)

PUENTE DELANTERO
FRONT AXLE
PONT AVANT

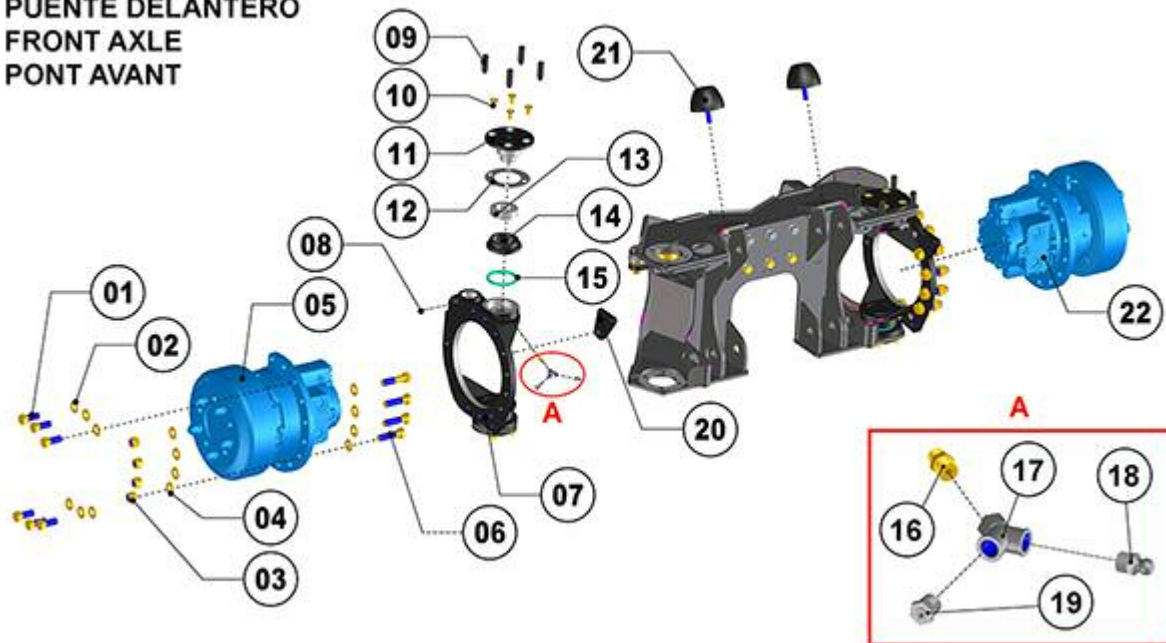


FIGURA	REFERENCIA	DENOMINACIÓN	CANTIDAD
001	604.16040.86	SCREW DIN931	12
002	101.16000.66	WASHER DIN125 D16	12
003	711.16000.66	NUT DIN982 M16 8.8 K	16
004	101.16000.66	WASHER DIN125 D16	8
005	48.03224.03	WHEEL HYDRAULIC MOTOR	1
006	604.16060.86	SCREW DIN931	8
007	48.03430.01	MOTOR SUPPORT 303X299X116	2
008	901.08000.33	GREASER DIN71412-A M8x1,25	2
010	618.10025.86	SCREW DIN7991	16
011	48.03589.00	EJE CIL/CIL D120xD40x60	4
012	48.03569.00	GROSS REG. DISC 110X66-0, 25	4
013	925.40019.00	HEAD. D40XD68X19 GE40SX	4
014	48.03486.00	BUSHING	4
015	219.58070.50	RING 58x68x7	4
016	48.03405.00	FITTING M/M 1/8 BSP M8X1.25	2
017	945.18000.33	ENGRAS. DIN71412-A 1/8 GAS	2
018	48.03406.00	FITTING H / H / H und 1 / 8-1 / 8-M10X1	2
019	48.03407.00	DISCHARGE VALVE GREASE M10X1	2
020	48.10957.00	SOP. FIJACION RACORES	2
021	32.08021.00	PROGRESSIVE SHOCK TOP	2
022	48.03225.03	WHEEL HYDRAULIC MOTOR	1

48775336 -- XXXXXXXX

13. ACCESORIES / 4X4X4 TRANSMISSION (2)

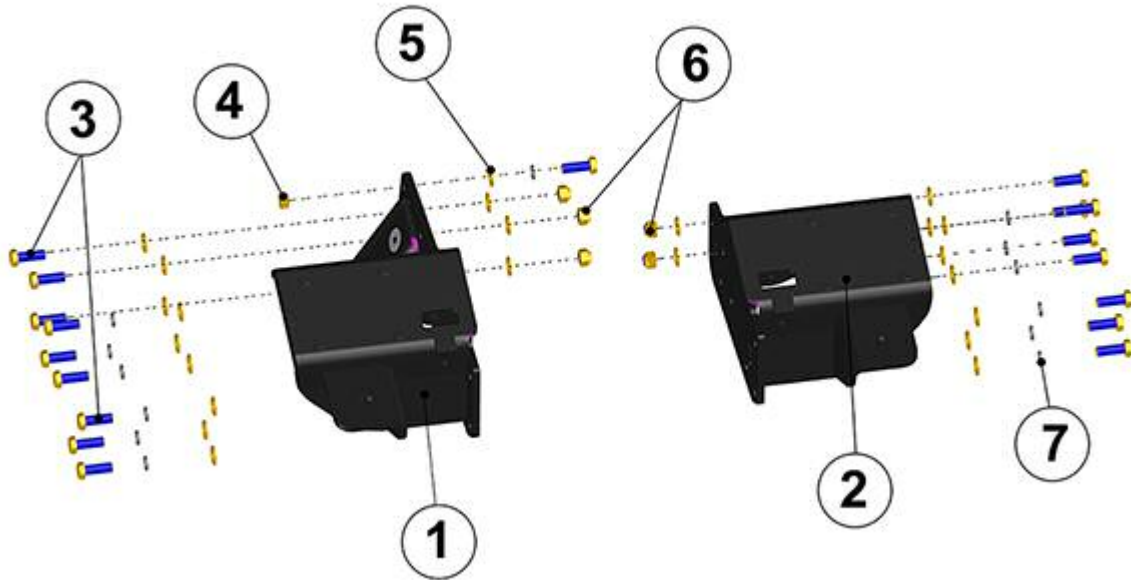


FIGURA	REFERENCIA	DENOMINACIÓN	CANTIDAD
001	48.04281.00	SOP. 484X IZQ SHOCK ABSORBER	1
002	48.04282.00	SOP. FRONT SHOCK ABSORBER RIGHT. 3	1
003	603.12035.87	SCREW M12x35	18
004	701.12000.67	NUT DIN934 M12x1,75	1
005	101.12000.67	WASHER DIN 125 D12	23
006	711.12000.66	NUT DIN982 M12	5
007	104.12000.00	WASHER DIN7980 D12	12

48775336 -- XXXXXXXX

13. ACCESORIES / 4X4X4 TRANSMISSION (3)

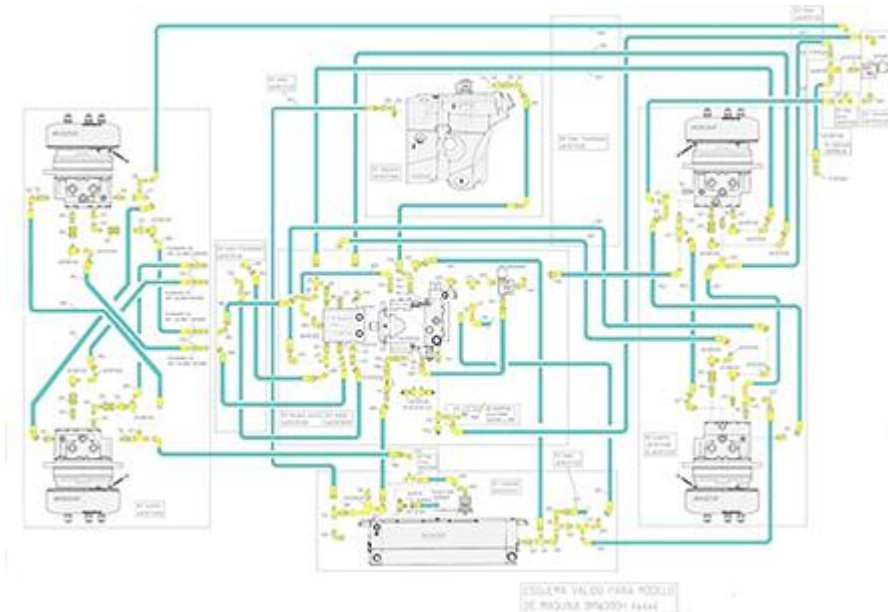


FIGURA	REFERENCIA	DENOMINACIÓN	CANTIDAD
013	48.10428.00	FLANGE SAE 3000 1"BSP	1
031	48.10750.00	FLANSCH SAE 3000 C90 3/4" BSP	1
080	48.10027.00	FLANGE	1
081	48.10027.00	FLANGE	2
088	48.10763.00	FLANGE. D40 MM M30X2	1
1002	46.10402.00	COUPLING	1
1004	64.10226.00	FITTING	1
104	48.10434.00	RACOR M/M 1/4"BSP / M14X1,5	2
105	48.10378.00	FITTING	1
106	48.10332.00	RACOR M/M 1/4 BSP - M18X1.5	2
108	46.58184.00	RACOR M / M 3/8BSP-M14X1.5	1
114	20.10260.00	NIPPLE M/M	1
116	70.10229.00	FITTING	2
117	48.10235.00	RACOR M/M -1/2"BSP / M22X1,5	1
122	70.10207.00	FITTING	1
123	57.10307.00	FITTING	1
125	64.10336.00	FITTING	2
126	12.10301.00	FITTING	3
127	17.10180.00		1
141	57.10334.00	NIPPLE	1
143	48.10943.00	RACOR	1
145	46.10879.00	FITTING M/M M22XM18	1
146	48.10461.00	RACOR M/M -M18x1,5 / M26x1,5	1
148	48.10435.00	FITTING	2
149	70.10210.00	FITTING M/M M26xM22	1

162	48.10382.00	FITTING	1
163	48.10224.00	RACOR M/M -3/4"BSP / M30X2	2
172	48.10224.00	RACOR M/M -3/4"BSP / M30X2	3
175	70.10200.00	METAL GASKET BUNA 1``	1
176	52.00317.00	GASKET	1
187	48.10581.00		1
194	70.10211.00	FITTING M/M M30-3/4GAS	1
195	46.10844.00	O-RING DIN6505 SAE 1	1
216	46.58072.00	FITTING M/M M26-M26	1
223	70.10284.00		1
224	48.10582.00		1

48775336 -- XXXXXXXX

13. ACCESORIES / 4X4X4 TRANSMISSION (3)

FIGURA	REFERENCIA	DENOMINACIÓN	CANTIDAD
295	48.10217.00	RACOR	2
302	35.10223.00	RACOR M/TL 1/4BSP-M18X1.5	1
308	48.10234.00	"RACOR M/TL MF1/2""BSP / M26X1,5"	1
309	48.10951.00	RACCORD M/TL MB3/4BSP-TLM30X2	1
311	48.10561.00	RACOR. MB/TL MB 1"BSP - TL M36	1
322	70.10210.00	FITTING M/M M26xM22	1
323	46.58187.00	RACOR C90MO/M M22-M22	1
337	48.10837.00	RACOR	2
349	48.10375.00	FITTING M/TL MM M18x1.5-TLM30x2	1
356	46.58090.00	FITTING M/M M36-M30	1
403	46.58113.00	RACOR FORT M/TL/M M18	1
411	48.10320.00	RACOR FORT M/M/TL -M14X1,5	1
412	46.10401.00	FITTING	1
413	20.10297.00	THREE-WAY UNION M/M/TL	1
414	46.10911.00	FITTING	1
416	57.10311.00	FITTING	3
465	48.10383.00		1
475	48.10760.00	RACOR FORT M/M/TL M30X2 SP 420	1
500	17.10169.00		1
501	46.58112.00		1
501	48.10317.00	FITTING	1
502	48.10235.00	RACOR M/M -1/2"BSP / M22X1,5	2
503	48.10451.00	RACOR C90M/TL M18X1,5	1
503	48.10287.00	FITTING	1
503	48.10940.00	FITTING TL/TL M22X1.5 (L15)	1
504	20.10268.00	FITTING	1

505	48.10223.00	FITTING	1
506	46.58004.00	FITTING	1
507	48.10439.00	FITTING	1
545	46.58004.01	RACOR C90M/TL M30-M30 SERIE PE	1
546	48.10838.00		1
555	48.10376.00	RACOR	2
577	46.58453.00	RACOR C45M/TL M36	1
585	48.10954.00	RACOR C45M/TL M30x2 SP	4
586	48.10407.00		1
587	48.10406.00		1

48775336 -- XXXXXXXX**13. ACCESORIES / 4X4X4 TRANSMISSION (3)**

FIGURA	REFERENCIA	DENOMINACIÓN	CANTIDAD
605	32.10078.00	RACOR C90MO/M 1/2"G-M22X1,5	1
606	48.10409.00	RACOR C90TO/M 1/2BSP - M26X1	1
612	48.10752.00	RACOR. C90 TO/M MB M16X1.5 MM	1
615	48.10240.00	RACOR C90MO/M -M ORIENT. M26	1
640	46.58111.00	RACOR C90MO/M MB 1/4"BSP MM M1	2
640	48.10242.00	FITTING C90M/M -M14 / M12	1
641	48.10313.00	FITTING	1
646	48.10442.00	"RACOR C90MO/M 3/8""BSP / M18X1"	2
653	48.10236.00	RACOR C90MO/M -MO3/4"BSP / M30	1
654	48.10253.00	RACOR C90MO/M -1" / MF M36	1
715	43.60233.91	FITTING	1
719	48.10421.00	RACOR M/H 1"BSP	1
745	48.10377.00	RACOR	2
795	48.10381.00	CONNECTION	4
801	48.10715.00	TUBE 1SN 1 L550 TL-C45 M36	1
802	48.10716.00	TUBE 1SN 3/4 L595 TL-C90 M36	1
803	48.10717.00	TUBE 2SN 5/8 L440 TL-C90 M26	1
804	48.10765.00	TUBE 2SN 1/2 L330 TL-MF M22	1
805	48.10973.00		1
806	48.10767.00	TUBE 1SN 3/4 L620 MFM30-C45MTL	1
807	48.10768.00	TUBE 1SN 3/4 L510 TL-C45 M30	1
808	48.10769.00	TUBO 1SN 1/2 L1090 TL-C45 M22	1
809	48.10770.00	TUBE 1SN 1/4 L390 TL-C90 M16	1
810	48.10771.00	TUBE 1SN 1/4 L620 TL-C90 M16	1
811	48.10772.00	TUBE 1SN 1/4 L2500 TLM18-TLM14	1
812	48.10787.00	TUBE 1SN 1 L350 C90-C45 M36	1
813	48.10788.00	TUBE 1SN 3/4 L1150 TL-TL M30	1

813	48.10974.00		1
814	48.10777.00	TUBE 1SN 1/4 L490 TLM18 C90TLM	1
815	48.10778.00	TUBE 1SN 3/8 L680 TL-C90 M18	1
816	48.10779.00	TUBE 1SN 3/8 L900 C90-C90 M18	1
822	48.10792.00	TUBE 1SN 5/8 L1180 TLM30-C45TL	1
823	48.10793.00	TUBE 2SN 1/2 L1510 C90-C45 M22	1
824	48.10794.00	TUBE 2SN 1/2 L1410 C90-C45 M22	1
825	48.10795.00	TUBE 2SN 1/2 L1750 MF-C90 M22	1
826	48.10796.00	TUBE 1SN 1/4 L1180 TLM18-C90TL	1

48775336 -- XXXXXXXX

13. ACCESORIES / 4X4X4 TRANSMISSION (3)

FIGURA	REFERENCIA	DENOMINACIÓN	CANTIDAD
827	48.10797.00	TUBE 1SN 1/4 L1350 TL-C90 M14	1
828	48.10798.00	TUBE 1SN 1/4 L1300 TL-C90 M14	1
830	48.10702.00		1
831	48.10703.00	TUBE 1SN 1 L565 TL-C45 M36	1
832	48.10704.00	TUBE 1SN 3/4 L3200 C90-C45 M30	1
841	48.10568.00	TUBE	1
842	48.10569.00	TUBE	1
842	48.10329.00	TUBE	1
843	48.10570.00	TUBE C45 TL M16X1.5 L550	1
893	48.10397.00		1
894	48.10385.00	TUBE	2
895	48.10387.00	TUBE	1
896	48.10386.00	TUBE	1
898	48.10025.00	TUBE	1
899	48.10197.00		1
900	48.10198.00		1
901	48.10199.00		1
902	48.10537.00		1
903	48.10538.00		1
904	48.10539.00		1
905	48.10540.00		1
906	48.10541.00		1
907	48.10542.00		1
908	48.10543.00		1
909	48.10544.00	TUBE 1SN 1/4 L165 TL-C90 M16	1
935	48.10645.00	TUBE 1SN 1 L345 TL-MF M36	1

INDEX

48775336 -- XXXXXXXX

00. MAINTENANCE / FILTERS SET	2
02. ENGINE (01)	3
02. ENGINE (02)	4
02. ENGINE / EXHAUST (01)	5
02. ENGINE / EXHAUST (02)	6
02. ENGINE / EXHAUST (03)	7
02. ENGINE / EXHAUST (04)	8
02. ENGINE / RADIATOR (01)	9
02. ENGINE / RADIATOR (02)	10
02. ENGINE / RADIATOR (03)	11
02. ENGINE / RADIATOR (04)	12
02. ENGINE / RADIATOR (05)	13
02. ENGINE / ADMISSION	14
02. ENGINE / GASOIL	15
02. ENGINE / COOLING (01)	16
02. ENGINE / COOLING (02)	17
02. ENGINE / COOLING (02) - 80745	18
	19
- 78584	20
02. ENGINE / SUSPENSION	21
02. MOTOR / PROTECTORS	22
02. ENGINE / FUEL TANK	23
02. ENGINE / Fuel filter and pump	24
02. ENGINE / RADIATOR (01)	25
03. TRANSMISSION / HYDROSTATIC	26
03. TRANSMISSION / REAR FIXED BRIDGE	27
03. TRANSMISSION / GUIDELINE FRONT AXLE (01)	28
03. TRANSMISSION / GUIDELINE FRONT AXLE (02)	29
03. TRANSMISSION / GUIDELINE FRONT AXLE (03)	30
04. CHASSIS / FRAME (01)	32
04. CHASSIS / FRAME (02)	33
04. CHASSIS / FRAME (03)	34
04. CHASSIS / FRAME (04)	35
04. CHASSIS / FRAME (04) - 80745	36
04. CHASSIS / SUPPORTS (01)	37
04. CHASSIS / SUPPORTS (02)	38
04. CHASSIS / SUSPENSION (01)	39
04. CHASSIS / SUSPENSION (02)	40

05. BRAKE ACTUATING / FOOT (01)	41
05. BRAKE ACTUATING / FOOT (02)	42
06. HYDRAULIC DIRECTION	43
07. WHEELS	44
08. BODYWORK / PROTECTORS (01)	45
08. BODYWORK / PROTECTORS (02)	46
08. BODYWORK / PROTECTORS (03)	47
08. BODYWORK / CABIN (01)	48
08. BODYWORK / CABIN (02)	49
08. BODYWORK / CABIN (02) - 77339	50
08. BODYWORK / CABIN (03)	51
08. BODYWORK / CABIN (04)	52
08. BODYWORK / CABIN (05)	53
08. BODYWORK / CABIN (06)	54
08. BODYWORK / CABIN (07)	55
08. BODYWORK / CABIN (08)	56
08. BODYWORK / CABIN (09)	57
08. CABIN /RIGHT REARVIEW (10)	58
08. CABIN / LEFT REARVIEW (11)	59
08. BODYWORK / CABIN (12)	60
08. BODYWORK / CABIN (13)	61
08. BODYWORK / CABIN (14)	62
08. BODYWORK / CABIN (15)	63
08. BODYWORK / CABIN (16)	64
09. MACH. FUNCT / RIGHT BRUSH (01)	65
09. MACH. FUNCT / RIGHT BRUSH (02)	66
09. MACH. FUNCT / LEFT BRUSH (01)	68
09. MACH. FUNCT / LEFT BRUSH (02)	69
09. MACH. FUNCT / SUCTION SYSTEM (01)	71
09. MACH. FUNCT / SUCTION SYSTEM (02)	72
09. MACH. FUNCT / SUCTION SYSTEM (03)	73
09. MACH. FUNCT / SUCTION SYSTEM (03) - 72016	74
09. MACH. FUNCT / SUCTION SYSTEM (04)	75
09. MACH. FUNCT / HOPPER (01)	76
09. MACH. FUNCT / HOPPER (02)	77
09. MACH. FUNCT / HOPPER (03)	78
09. MACH. FUNCT / HOPPER (04)	79
09. MACH. FUNCT / HOPPER (05)	80
09. MACH. FUNCT / HOPPER (06)	81
09. MACH. FUNCT / HOPPER (07)	82
09. MACH. FUNCT / HOPPER (08)	83
09. MACH. FUNCT / HOPPER (09)	84

09. MACH. FUNCT / HOPPER (10)	86
09. MACH. FUNCT / HOPPER (11)	87
10. HYDRAULIC / PUMPS	89
10. HYDRAULIC / VALVES (01)	90
10. HYDRAULIC / VALVES (02)	91
10. HYDRAULIC / OIL TANK	92
10. HYDRAULIC / CONNECTIONS	93
11. ELECTRICAL INSTALLATION (01)	98
11. ELECTRICAL INSTALLATION (02)	99
11. ELECTRICAL INSTALLATION (03)	100
11. ELECTRICAL INSTALLATION (04)	101
11. ELECTRICAL INSTALLATION (05)	102
11. ELECTRICAL INSTALLATION (06)	103
11. ELECTRICAL INSTALLATION (07)	104
11. ELECTRICAL INSTALLATION (09)	105
11. ELECTRICAL INSTALLATION (11)	106
11. ELECTRICAL INSTALLATION (16)	107
13. ACCESSORY / 3rd BRUSH (1)	108
13. ACCESSORY / 3rd BRUSH (2)	109
13. ACCESSORY / 3rd BRUSH (3)	110
13. ACCESSORY / 3rd BRUSH (3) - 77339	111
13. ACCESSORY / 3rd BRUSH (4)	112
13. ACCESSORY / 3rd BRUSH (4) - 77339	113
13. ACCESSORY / 3rd BRUSH (5)	114
13. ACCESSORY / 3rd BRUSH (6)	115
13. ACCESSORY / 3rd BRUSH (7)	116
13. ACCESSORY / 3rd BRUSH (8)	118
13. ACCESSORIE / AIR CONDITIONER (01)	119
13. ACCESSORIE / AIR CONDITIONER (02)	121
13. ACCESSORY / VIEW CAMERA	122
13. ACCESSORY / KARCHER (01)	123
13. ACCESSORY / KARCHER (02)	125
13. ACCESSORY / KARCHER (03)	126
13. ACCESSORY / LEGS	127
13. ACCESSORIES / ASPIRATION TUBE MANUAL	128
13. ACCESSORIES / 4X4X4 TRANSMISSION (1)	130
13. ACCESSORIES / 4X4X4 TRANSMISSION (2)	131
13. ACCESSORIES / 4X4X4 TRANSMISSION (3)	132